

# DOORS - WINDOWS SYSTEMS



**AKSIMUM**  
aluminum railing systems

AKSIMUM ALÜMİNYUM İTH. İHR. SAN. ve TİC. LTD. ŞTİ.  
WWW.AKSIMUM.COM info@aksimum.com  
+905375045788 +905340885400



## ABOUT US

---

*Aksimum was established in 2015 to produce and supply the aluminum products for the market needs in line with its goal of becoming a market leader in the aluminum sector. aksimum Aluminum is currently located in Turkey and is a leading brand in the world. Aksimum Aluminum continues its activities with enthusiasm and desire as it was from the first moment of its establishment. The company's culture is open to innovation. With the concept of high quality service, trust, competitive superiority and experienced staff, we are constantly enhancing our market share in Turkey and in the world.*

### *Our Mission*

*To be a leader in the production and sales of aluminum products that are an inspiration to the architectural designs that are changing day by day, in order to meet the needs of our different customers guided by understanding customer service to their diverse needs with the highest quality*

### *Our Vision*

*A company that meets the demands and expectations of a constantly changing sector does not lose the attractiveness of being a favorite, trusting its customers and respected by its competitors.*

*The only thing that does not change is the change itself from this concept we are in continuous progress*

*Direct sales and marketing approach to customers*

*Considered the harmony of team spirit is indispensable*

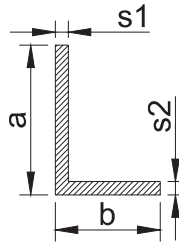
*Strive to make what has not been done yet*

*Investigation and investigation are ongoing,*



<b>1. STANDART PROFİLLER</b>	<b>1 - 6</b>
<b>2. ALDOKS</b>	<b>8 - 20</b>
<b>3. PANEL SİSTEM</b>	<b>22 - 32</b>
<b>4. C60</b>	<b>34 - 45</b>
<b>5. S55</b>	<b>46 - 61</b>
<b>6. OFİS BÖLME</b>	<b>62 - 72</b>
<b>7. SZB100</b>	<b>74 - 83</b>
<b>8. SÜRME SERİ SİSTEMLERİ</b>	<b>84 - 99</b>
<b>9. SZ MS120</b>	<b>100 - 120</b>
<b>10. TW55</b>	<b>122 - 151</b>
<b>11. TW55-A SİSTEM</b>	<b>153 - 158</b>
<b>12. TW64</b>	<b>160 - 189</b>
<b>13. TW64-A SİSTEM</b>	<b>191 - 196</b>
<b>14. TW62</b>	<b>198 - 206</b>
<b>15. TW72</b>	<b>208 - 216</b>
<b>16. SİSTEM AKSESUARLARI</b>	<b>218 - 224</b>

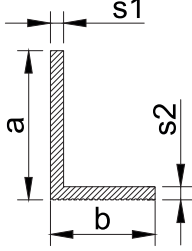
## Standart L Profiller



Profil No	a (mm)	b (mm)	s1 (mm)	s2 (mm)	(kg/m)
T 522-1.5	15	15	1.5	1.5	0.116
T 522-3	15	15	3.0	3.0	0.217
T 528-1.5	15	85	1.5	1.5	0.402
T 519-2	20	12	2.0	2.0	0.165
T 538-1.5	20	15	1.5	1.5	0.135
T 500-1.2	20	20	1.2	1.2	0.125
T 500-1.5	20	20	1.5	1.5	0.160
T 500-2	20	20	2.0	2.0	0.205
T 502-1.2	25	25	1.2	1.2	0.160
T 502-3	25	25	3.0	3.0	0.382
T 518-2	30	12	2.0	2.0	0.216
T 507-2	30	20	2.0	2.0	0.260
T 501-1.2	30	30	1.2	1.2	0.195
T 501-2	30	30	2.0	2.0	0.313
T 533-3	30	87	3.0	3.0	0.940
T 516-3	40	12	3.0	3.0	0.400
T 503-1.2	40	20	1.2	1.2	0.195
T 503-2	40	20	2.0	2.0	0.313
T 503-2.5	40	20	2.5	2.5	0.387
T 505-2	40	40	2.0	2.0	0.421
T 505-4	40	40	4.0	4.0	0.820
T 527-2	45	45	2.0	2.0	0.480
T 530	46	30	1.2	2.0	0.310
T 526	48	30	2.0	2.0	0.412
T 351-1.8	50	25	1.8	1.8	0.360
T 372-2	50	25	2.0	2.0	0.395
T 351-2.3	50	25	2.3	2.3	0.455
T 506-2.0	50	50	2.0	2.0	0.533
T 506-3.2	50	50	3.2	3.2	0.850
T 506-3.8	50	50	3.8	3.8	0.997

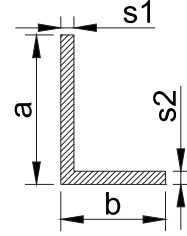
Profil No	a (mm)	b (mm)	s1 (mm)	s2 (mm)	(kg/m)
T 506-4	50	50	4.0	4.0	1.050
T 506-5	50	50	5.0	5.0	1.312
T 524-1.5	60	12.5	1.5	1.5	0.290
T 504-1.2	60	20	1.2	1.2	0.260
T 504-2	60	20	2.0	2.0	0.430
T 517-2	60	30	2.0	2.0	0.435
T 517-3	60	30	3.0	3.0	0.707
T 510-4	70	50	4.0	4.0	1.270
T 510-4.5	70	50	4.5	4.5	1.420
T 525-2	70	70	2.0	2.0	0.750
T 529-5	70	70	5.0	5.0	1.830
T 511-1.5	80	20	1.5	1.5	0.380
T 509-2	80	40	2.0	2.0	0.650
T 509-4	80	40	4.0	4.0	1.270
T 508-3.2	80	50	3.2	3.2	1.040
T 508-4	80	50	4.0	4.0	1.370
T 508-5	80	50	5.0	5.0	1.700
T 512-3	100	50	3.0	3.0	1.200
T 512-4	100	50	4.0	4.0	1.525
T 512-4.5	100	50	4.5	4.5	1.778
T 521-6	100	100	6.0	6.0	3.170
T 513-3.2	120	50	3.2	3.2	1.380
T 513-3.7	120	50	3.7	3.7	1.630
T 513-4	120	50	4.0	4.0	1.650
T 513-5	120	50	5.0	5.0	2.250
T 514-4	130	50	4.0	4.0	1.914
T 514-5	130	50	5.0	5.0	2.380
T 2262-2	150	12	2.0	2.0	0.880
T 520-3	150	50	3.0	3.0	1.600
T 520-4	150	50	4.0	4.0	2.132

## Tırtıllı L Profiller



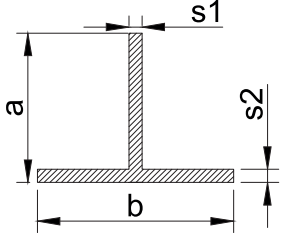
Profil No	a (mm)	b (mm)	s1 (mm)	s2 (mm)	(kg/m)
T 2120	30	40	2.0	2.0	0.360
T 2187	40	20	1.4	2.2	0.250
T 360-1.8	50	25	1.8	1.8	0.300
T 360-2	50	25	2.0	2.0	0.400
T 364-1.8	50	35	1.8	1.8	0.405

## Özel L Profiller



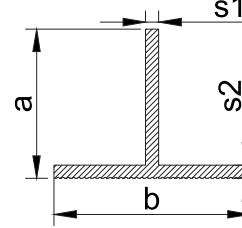
Profil No	a (mm)	b (mm)	s1 (mm)	s2 (mm)	(kg/m)
T 530	40	30	1.2	2.0	0.310
T 531	12.4	46.4	2.0	2.0	0.235
T 534	55	40	5.0	5.0	1.220
T 535-6	40	80	6.0	6.0	1.856
T 536-6	80	80	6.0	6.0	2.504
T 713	101.1	9.8	1.8	1.5	0.526

## Standart T Profiller



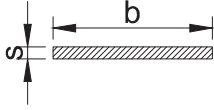
Profil No	a (mm)	b (mm)	s1 (mm)	s2 (mm)	(kg/m)
T 401-1.2	25	25	1.2	1.2	0.160
T 2265-1.25	30	15	1.25	1.25	0.160
T 400-1.2	30	30	1.2	1.2	0.195
T 405-2.3	40	40	2.3	2.3	0.475
T 404-3	47	25	3.0	3.0	0.565
T 371-1.8	50	50	1.8	1.8	0.510
T 371-2.0	50	50	2.0	2.0	0.535
T 350-2.3	50	50	2.3	2.3	0.612
T 350-3	50	50	3.0	3.0	0.792
T 327-2	50	60	1.9	2.0	0.580
T 327-3	50	60	3.0	3.0	0.880
T 332-A	50	70	2.0	2.0	0.600
T 326-2.0	50	100	2.0	2.0	0.815
T 406-2.0	80	44	2.0	2.0	0.660

## Tırtıllı T Profiller



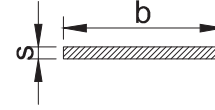
Profil No	a (mm)	b (mm)	s1 (mm)	s2 (mm)	(kg/m)
T 1132-1.5	15.5	50	1.9	1.5	0.258
T 1142-1.8	30	70	1.8	1.7	0.446
T 2119-2	30	90	2.0	2.0	0.610
T 2166-2	48	95	1.8	1.8	0.580
T 359-1.8	50	50	1.8	1.8	0.475
T 359-2.0	50	50	2.0	2.0	0.535
T 332-1.5	50	70	1.5	1.5	0.494
T 332-1.7	50	70	1.7	1.7	0.535
T 332-1.8	50	70	1.8	1.8	0.585
T 332-2	50	70	2.0	2.0	0.631
T 2203-2	50	100	2.0	2.0	0.769
T 2211-2	45	110	2.0	2.0	0.780
T 2216-2	50	110	2.0	2.0	0.835

## Lama Profiller



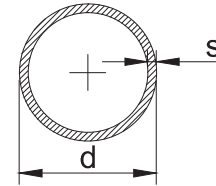
Profil No	b (mm)	s (mm)	(kg/m)
T 462-3	20	3.0	0.165
T 464-4.5	20	4.5	0.245
T 466	23	3.0	0.195
T 465-5	25	5.0	0.340
T 784	25	10	0.682
T 467-2	40	2.0	0.220
T 468-4	40	4.0	0.436
T 469	40	25	2.720
T 460-2	45	2.0	0.250
T 497	50	3.0	0.415
T 487	50	4.0	0.546
T 470	50	10	1.365
T 1053	50	15	2.047
T 471	50	20	2.730
T 472	50	25	3.413
T 481	50	50	6.825
T 461-2	60	2.0	0.326
T 473	60	10	1.632
T 474	60	20	3.264
T 475	60	30	4.900
T 482	60	60	9.828
T 476-4	70	4.0	0.762
T 477-4.5	70	4.5	0.860
T 483	80	20	4.352
T 478	80	30	6.528
T 479	100	15	4.095
T 484	100	20	5.440
T 485	105	60	17.19

## Lama Profiller



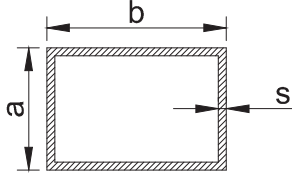
Profil No	b (mm)	s (mm)	(kg/m)
T 486	126	4.0	1.376
T 480-5	130	5.0	1.775

## Boru Profiller



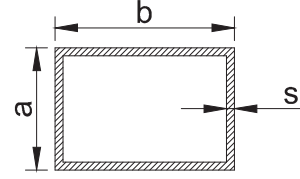
Profil No	d (mm)	s (mm)	(kg/m)
T 430	15.7	1.75	0.215
T 429	15.7	4.85	0.455
T 420	19.0	1.0	0.155
T 422	25.0	1.2	0.250
T 423	25.0	2.0	0.400
T 436	25.0	8.75	1.211
T 439	30.0	1.7	0.409
T 434	35.0	2.4	0.670
T 435	30.0	3.0	0.688
T 437	38.0	3.0	0.894
T 431	40	2.0	0.660
T 2644	41.2	2.0	0.680
T 438	48	4.0	1.500
T 433	50	2.25	0.921
T 427-1.5	50	1.5	0.700
T 427-1.8	50	1.8	0.745
T 426-2.5	50	2.5	1.050
T 425 tırtıllı	70	2.5	1.300
T 424-4	75	4.0	2.435
T 432-2.5	88	2.5	1.830

## Kutu Profiller



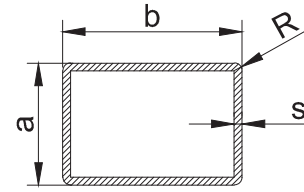
Profil No	a (mm)	b (mm)	s (mm)	(kg/m)
T 195-3	10	70	3	1.246
T 140-1.1	10.2	18.2	1.1	0.156
T 130-1.2	15	25	1.2	0.250
T 123-1.2	17	25	1.2	0.260
T129-2	20	20	2.0	0.390
T 131-1.3	20	30	1.3	0.350
T 122-1.2	20	40	1.2	0.315
T 122-2	20	40	2.0	0.609
T 128-1.5	20	50	1.5	0.480
T 196-1.3	20	80	1.3	0.685
T 127-2	25	25	2.0	0.500
T 132-2	30	50	2.0	0.826
T 143-2	30	20	2.0	0.490
T 142-2	30	30	2.0	0.600
T 124-1.2	32	75	1.2	0.682
T 135-1.2	40	15	1.2	0.347
T 121-1.2	40	40	1.2	0.506
T 121-2	40	40	2.0	0.827
T 120-1.2	40	50	1.2	0.572
T 120-2	40	50	2.0	0.935
T 126-1.5	40	80	1.5	0.925
T 126-2	40	80	2.0	1.289
T 133-2	45	45	2.0	0.950
T 147	50	50	2.0	0.940
T 125-1.5	50	95	1.5	1.190
T 134-2	50	100	2.0	1.395
T 119	100	100	2.0	2.125

## Kutu Profiller



Profil No	a (mm)	b (mm)	s (mm)	(kg/m)
T 137-2	60	50	2.0	1.179
T 138-1.3	60	60	1.3	0.838
T 136-2.5	70	50	2.5	1.611

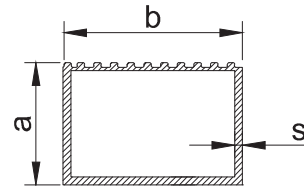
## Kutu Profiller



Profil No	a (mm)	b (mm)	s (mm)	R (mm)	(kg/m)
T 146	20	60	1.3	0.2	0.545
T 141-1	20	60	2.0	2.0	0.813
T 144-3	40	30	3.0	0.9	1.114
T 145	40	60	1.5	1.0	0.780

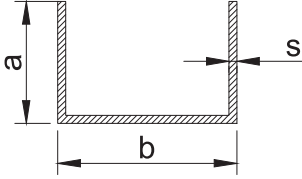
(R)- köşeleri radiuslu

## Tırtıllı Kutu Profiller



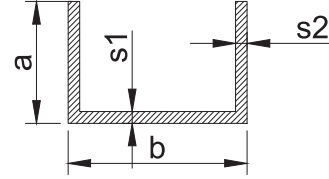
Profil No	a (mm)	b (mm)	s (mm)	(kg/m)
T 197	20.5	50	1.5	0.750
T 199	40	50	2.0	0.890
T 198	50	60.5	2.5	1.458

## U Profiller



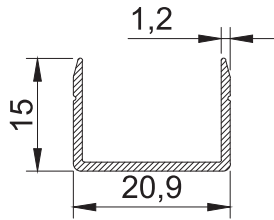
Profil No	a (mm)	b (mm)	s (mm)	(kg/m)
T 900-1	6.15	16.6	1.0	0.072
T 453-1.1	11.2	15.5	1.1	0.110
T 450-1.1	17	17	1.1	0.150
T 451-1.8	15	11.6	1.8	0.187
T 339-1.2	15	22	1.2	0.160
T 452-1.2	23	30	1.2	0.245
T 455-5	33	65	5.0	1.650
T 457-3	30	30	3.0	0.690
T 456-5	60	56.2	5.0	2.260
T 2579-2	30	120	2.0	0.962
T 454-3	75	41	3.0	1.520

## Özel U Profiller

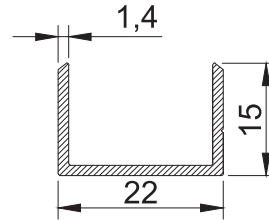


Profil No	a (mm)	b (mm)	s1 (mm)	s2 (mm)	(kg/m)
T 2440	10	20	1.5	2.0	0.175
T 2438	10	30	1.5	2.0	0.251
T 447	20.6	11.8	2.0	1.3	0.195
T 2263	22	8.0	1.1	1.1	0.160

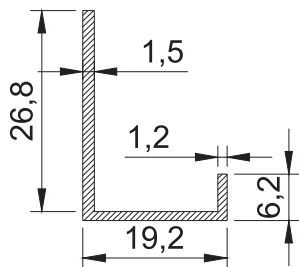
## Özel Profiller



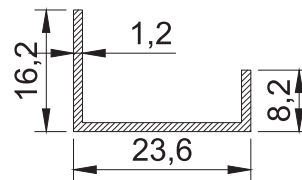
T 2388 - 0.152 kg/m



T 2605 - 0.183 Kg/m



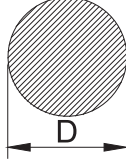
T 458 - 0.187 kg/m



T 459 - 0.148 kg/m

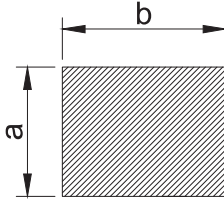


**Çubuk Profiller**



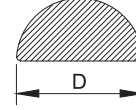
Profil No	d (mm)	(kg/m)
T 976	12	0.309
T 410	13	0.370
T 411	16	0.565
T 412	20	0.855
T 413	22	1.035
T 414	15	0.480
T 2645	24	1.225
T 2646	25.5	1.380

**Dolu Kutu Profiller**



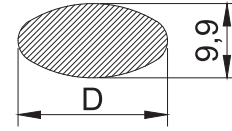
Profil No	a (mm)	b (mm)	(kg/m)
T 444	40	40	4.350

**Yarım Ay Profiller**



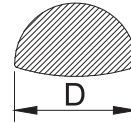
Profil No	d (mm)	(kg/m)
T 977	16,8	0,300

**Elips Profiller**



Profil No	d (mm)	(kg/m)
T 982	19,9	0,416

**Yarım Elips Profiller**



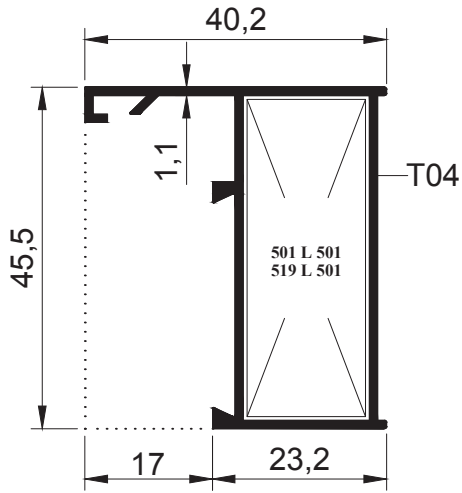
Profil No	d (mm)	(kg/m)
T 983	16,2	0,337

A series of horizontal dotted lines for writing notes.

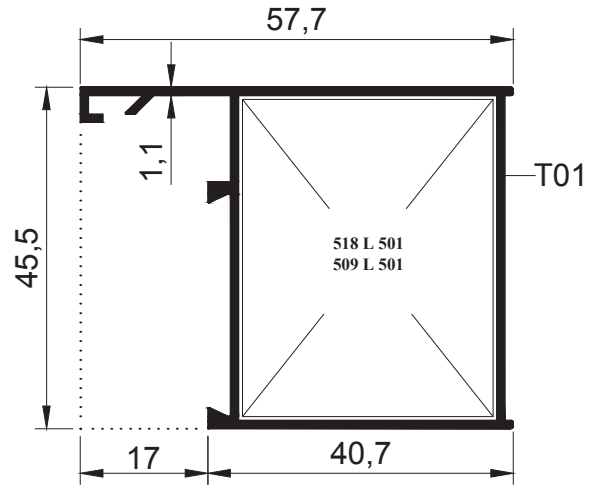


**KASA PROFİLLERİ**

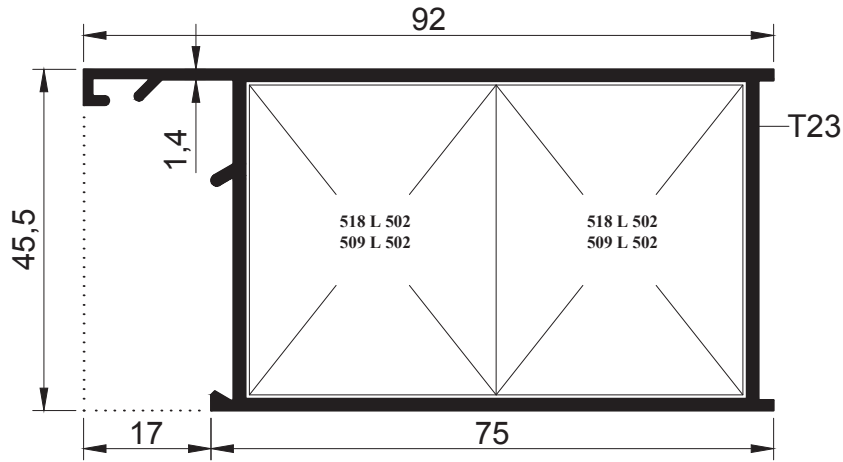
PR. KODU	AĞIRLIK (kg/mt)	PR. KODU	AĞIRLIK (kg/mt)
A45 J 01	0,460	A45 J 02-2,0	0,982
A45 J 02-1,1	0,620	A45 J 03	1,163
A45 J 02-1,5	0,660		



**A45 J 01**



**A45 J 02-1,1  
A45 J 02-1,5  
A45 J 02-2,0**

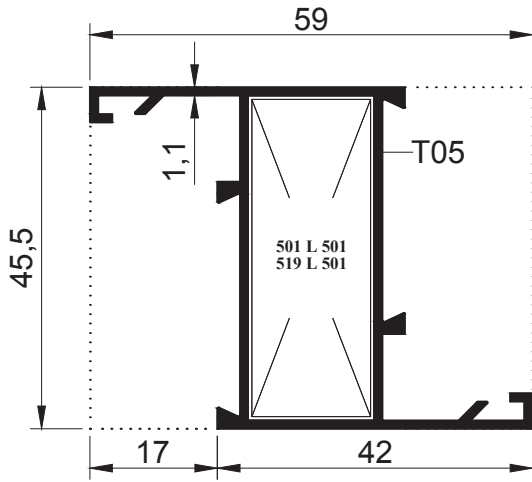


**A45 J 03**

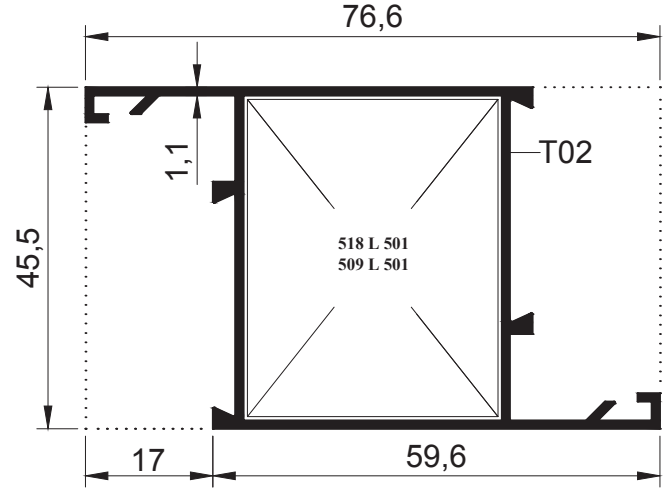
PROFİL KODU	KÖŞE PR. KODU	KESİM OLÇ. mm	AKS. KODU
A45 J 01	L 501	43,0	501 L 501
	L 519	43,0	519 L 501
A45 J 02	L 509	43,0	509 L 501
	L 518	43,0	518 L 501
A45 J 03	L 509	42,0	509 L 502
	L 518	42,0	518 L 502

**KANAT PROFİLLERİ**

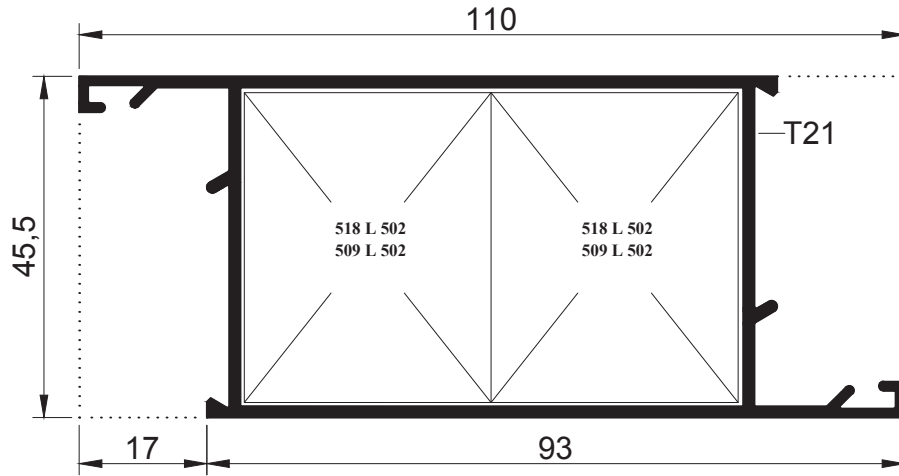
PR. KODU	AĞIRLIK (kg/mt)	PR. KODU	AĞIRLIK (kg/mt)
A45 Z 01	0,600	A45 Z 02-2,0	1,098
A45 Z 02-1,1	0,680	A45 Z 03	1,265
A45 Z 02-1,5	0,893		



**A45 Z 01**



**A45 Z 02-1,1  
A45 Z 02-1,5  
A45 Z 02-2,0**

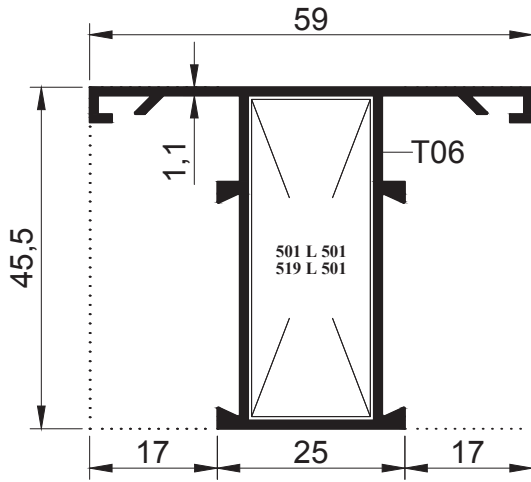


**A45 Z 03**

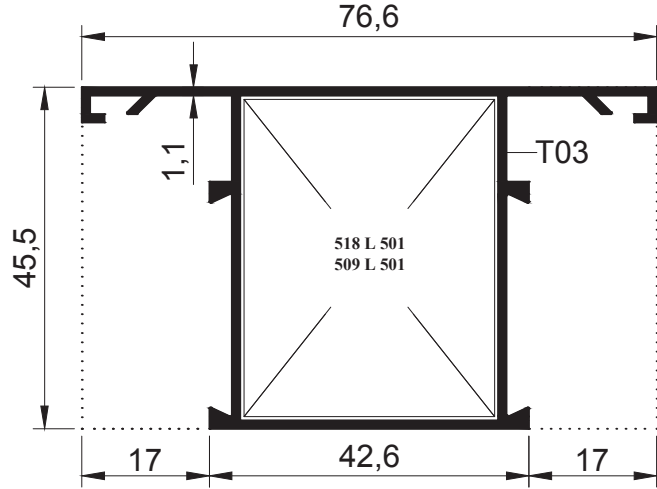
PROFİL KODU	KÖŞE PR. KODU	KESİM ÖLÇ. mm	AKS. KODU
A45 Z 01	L 501	43,0	501 L 501
	L 519	43,0	519 L 501
A45 Z 02	L 509	43,0	509 L 501
	L 518	43,0	518 L 501
A45 Z 03	L 509	42,0	509 L 502
	L 518	42,0	518 L 502

**ORTA KAYIT PROFİLLERİ**

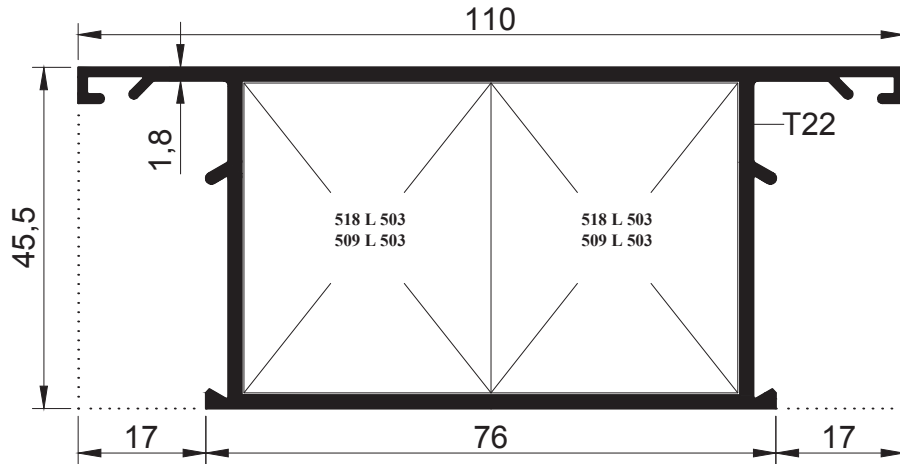
PR. KODU	AĞIRLIK (kg/mt)	PR. KODU	AĞIRLIK (kg/mt)
A45 T 01	0,600	A45 T 02-2,0	1,098
A45 T 02-1,1	0,680	A45 T 03	1,340
A45 T 02-1,5	0,893		



**A45 T 01**



**A45 T 02-1,1  
A45 T 02-1,5  
A45 T 02-2,0**

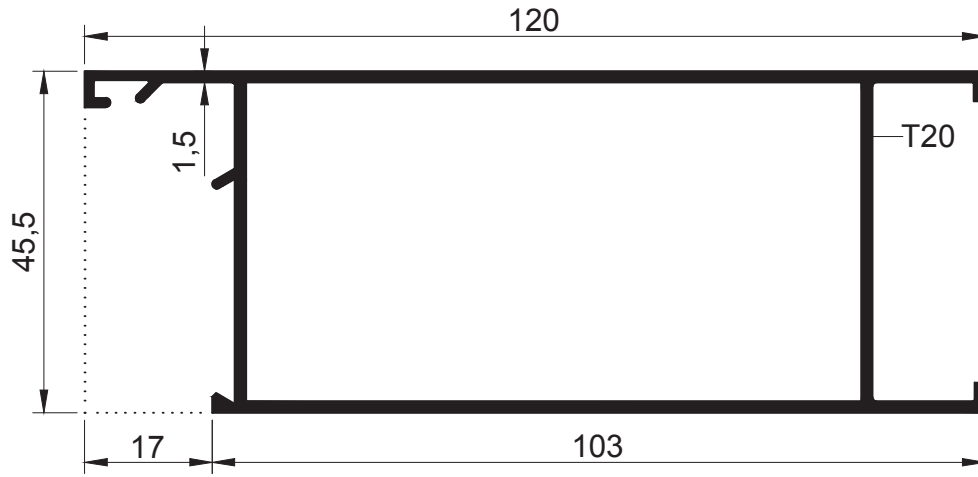


**A45 T 03**

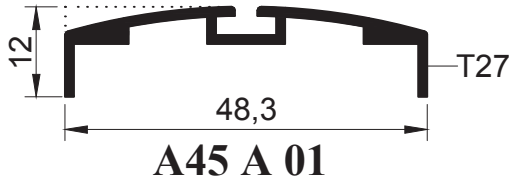
PROFİL KODU	KÖŞE PR. KODU	KESİM OLÇ. mm	AKS. KODU
A45 T 01	L 501	43,0	501 L 501
	L 519	43,0	519 L 501
A45 T 02	L 509	43,0	509 L 501
	L 518	43,0	518 L 501
A45 T 03	L 509	41,5	509 L 503
	L 518	41,5	518 L 503

**SİSTEM PROFİLLERİ**

PR. KODU	AĞIRLIK (kg/mt)	PR. KODU	AĞIRLIK (kg/mt)
A45 Y 01	1,450	A45 A 02	0,340
A45 K 01	0,780	A45 A 03	0,275
A45 A 01	0,320		



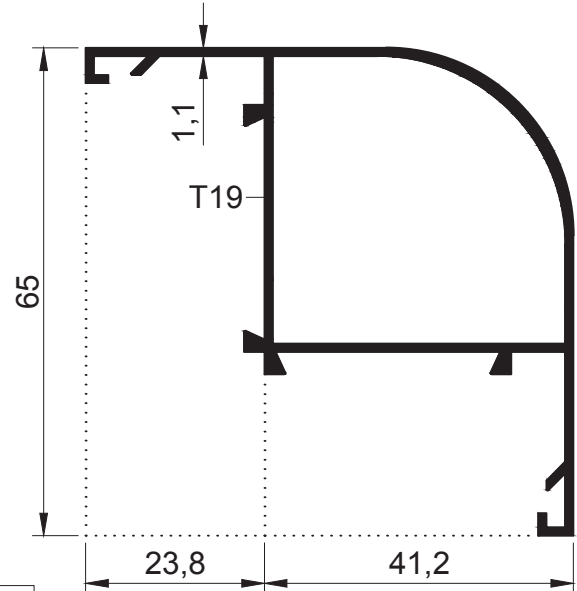
**A45 Y 01**



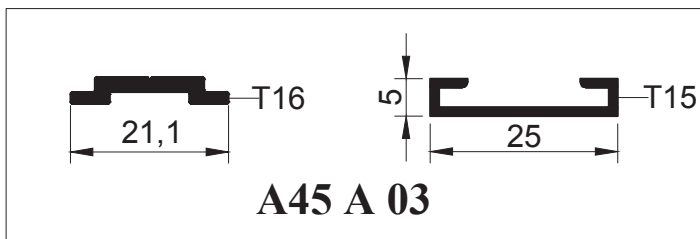
**A45 A 01**



**A45 A 02**



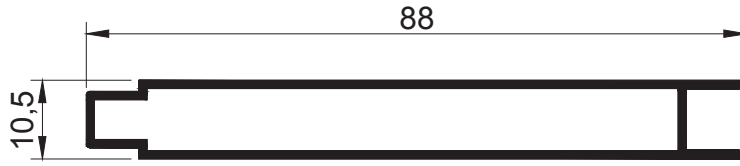
**A45 K 01**



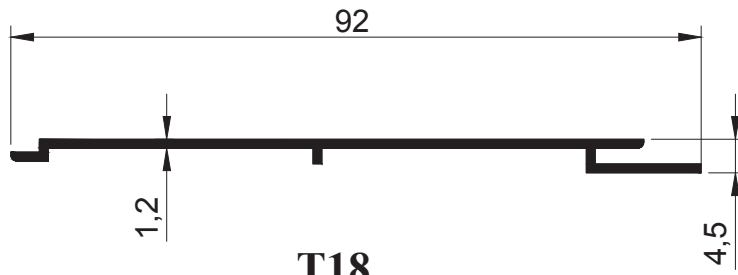
**A45 A 03**

**SİSTEM PROFİLLERİ**

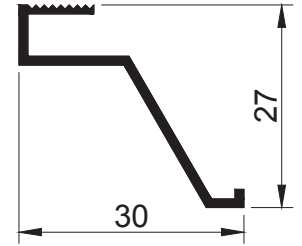
PR. KODU	AĞIRLIK (kg/mt)	PR. KODU	AĞIRLIK (kg/mt)
T17	0,655	T53	0,620
T18	0,360	T54	0,523
T28	0,200		



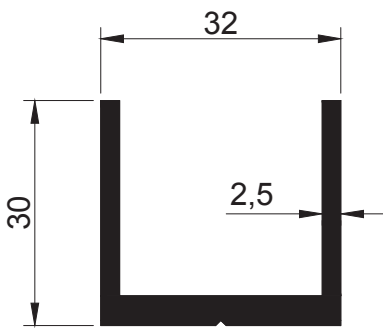
**T17**



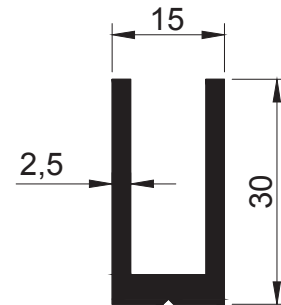
**T18**



**T28**



**T53**



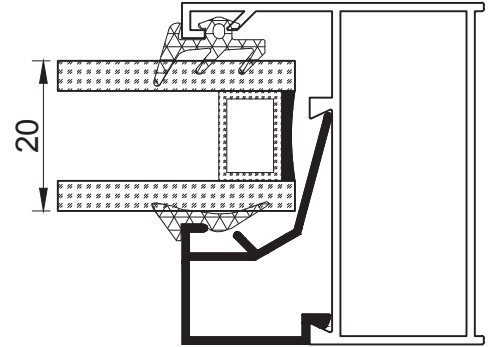
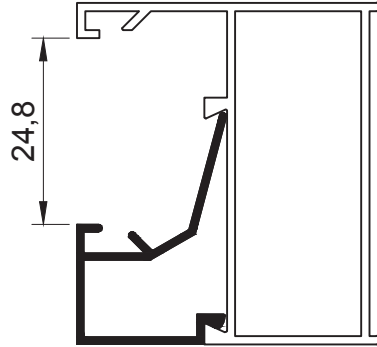
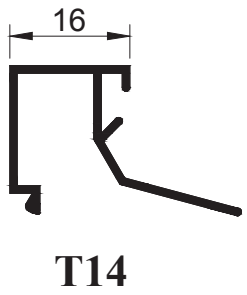
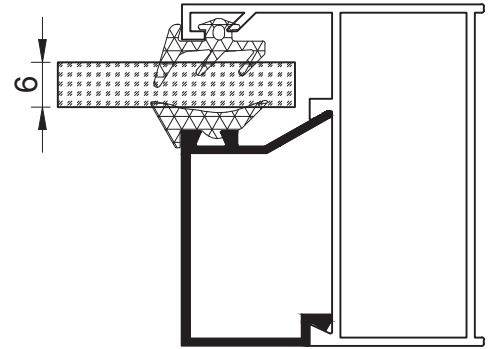
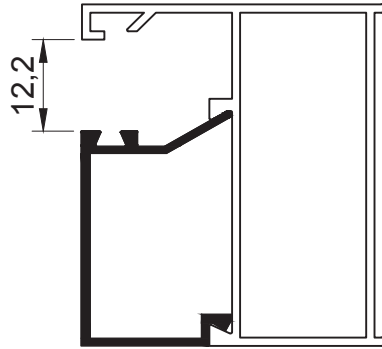
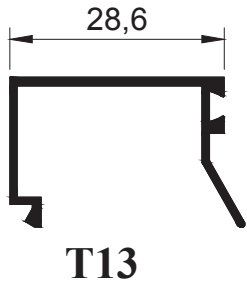
**T54**



**CAM ÇITA PROFİLLERİ**

PR. KODU AĞIRLIK (kg/mt)

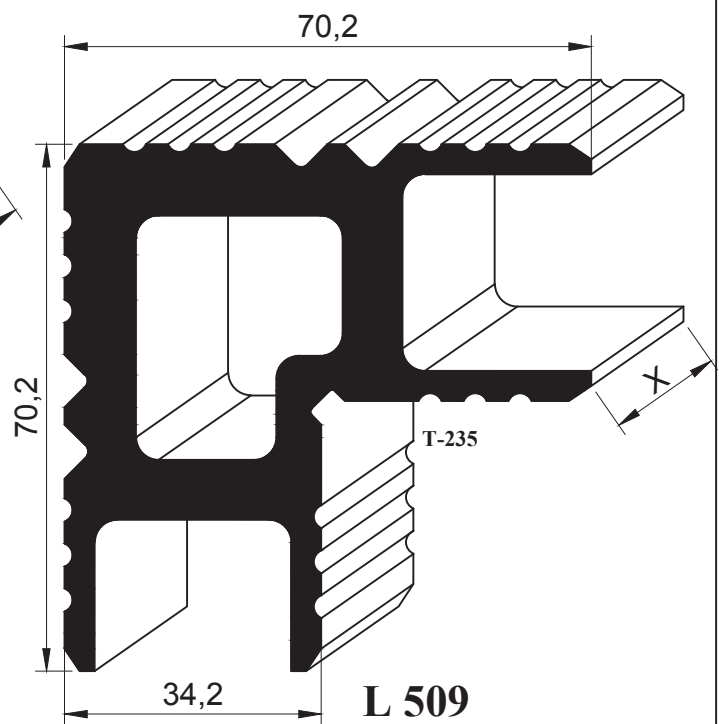
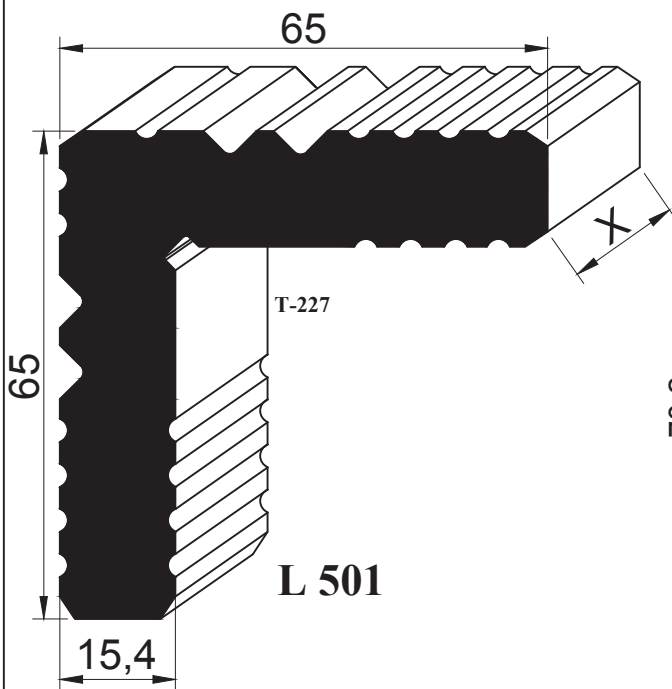
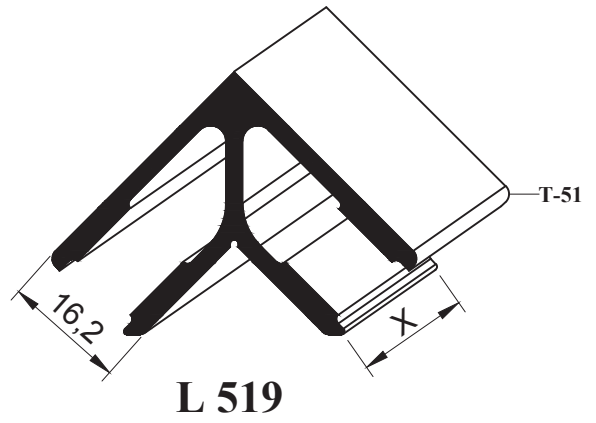
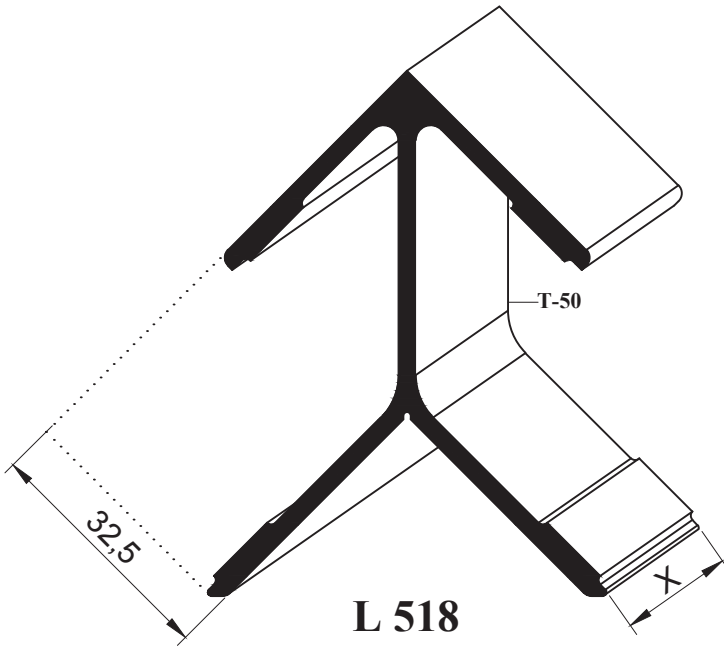
T13 0,205  
T14 0,215





**BAĞLANTI PROFİLLERİ**

PR. KODU                      AĞIRLIK (kg/mt)

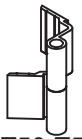
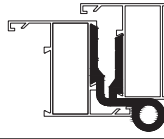
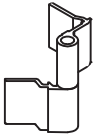
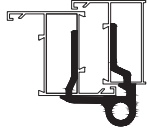

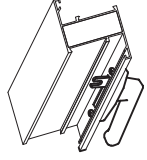



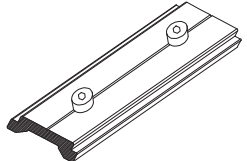

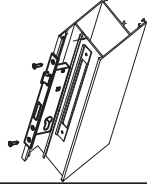
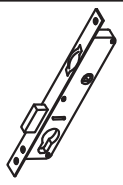
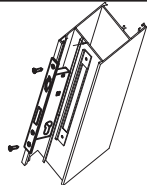

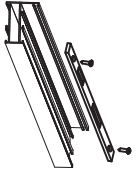

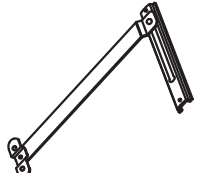
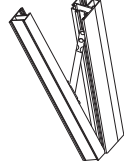
L501	4,460
L509	4,255
L518	1,230
L519	0,620



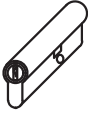
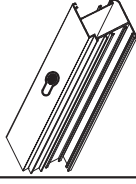


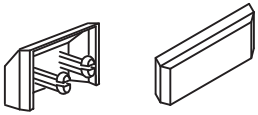
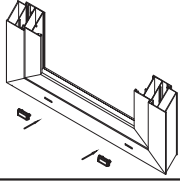
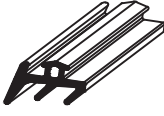
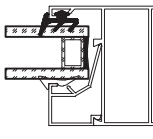

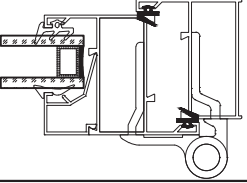

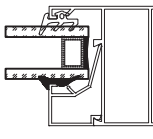

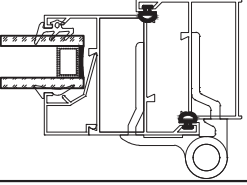

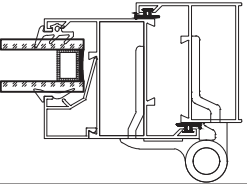
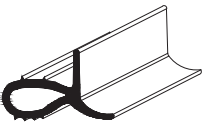

**BAĞLANTI KESİM ÖLÇÜLERİ**

PROFİL KODU	 KÖŞE PR. KODU	KESİM ÖLÇ. mm	 AKS. KODU
<b>A45 J 01</b>	<b>L 501</b>	43,0	<b>501 L 501</b>
	<b>L 519</b>	43,0	<b>519 L 501</b>
<b>A45 J 02</b>	<b>L 509</b>	43,0	<b>509 L 501</b>
	<b>L 518</b>	43,0	<b>518 L 501</b>
<b>A45 J 03</b>	<b>L 509</b>	42,0	<b>509 L 502</b>
	<b>L 518</b>	42,0	<b>518 L 502</b>
<b>A45 Z 01</b>	<b>L 501</b>	43,0	<b>501 L 501</b>
	<b>L 519</b>	43,0	<b>519 L 501</b>
<b>A45 Z 02</b>	<b>L 509</b>	43,0	<b>509 L 501</b>
	<b>L 518</b>	43,0	<b>518 L 501</b>
<b>A45 Z 03</b>	<b>L 509</b>	42,0	<b>509 L 502</b>
	<b>L 518</b>	42,0	<b>518 L 502</b>
<b>A45 T 01</b>	<b>L 501</b>	43,0	<b>501 L 501</b>
	<b>L 519</b>	43,0	<b>519 L 501</b>
<b>A45 T 02</b>	<b>L 509</b>	43,0	<b>509 L 501</b>
	<b>L 518</b>	43,0	<b>518 L 501</b>
<b>A45 T 03</b>	<b>L 509</b>	41,5	<b>509 L 503</b>
	<b>L 518</b>	41,5	<b>518 L 503</b>

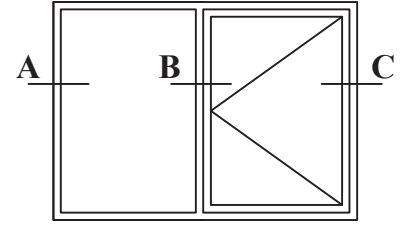
**SİSTEM AKSESUARLARI**

ÇİZİM	KOD	KULANIM YERİ
 T56-T57	Aldoks SZ menteşe ..... SZA 10103001	
 T58-T59	Aldoks Fugalı menteşe ..... SZA 10105001	
	Eksenel kol ..... SZA 09108001	
	Ayarlı karşılık ..... SZA 52012001	
	Tij pimi ..... SZA 16007020 SZA 16007001	
	Dilli kilit 25 mm. ..... SZA 20111225	
	Makaralı kilit 25 mm. ..... SZA 20112225	
	Dilli kilit karşılık ..... SZA 12101001	
	Makaralı kilit karşılık ..... SZA 12102001	
	Vasistas makas ..... SZA 58110001 SZA 58111301	

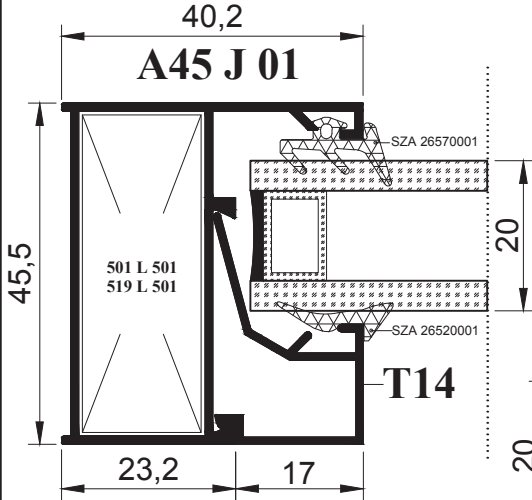
**SİSTEM AKSESUARLARI**

ÇİZİM	KOD	KULANIM YERİ
	Barel ..... SZA 18102090	
	Savio Sürgü ..... SZA 14101001 SZA 14102001	
	Tahliye kapağı ..... SZA 16009001	
	TC-N1 Dış Cam fitili ..... SZA 26570001	
	TC-N2 Kanat fitili ..... SZA 26570002	
	İç Cam fitili ..... SZA 26520001- 1mm SZA 26520002- 2mm SZA 26520003- 3mm SZA 26520004- 4mm SZA 26520005- 5mm SZA 26520006- 6mm	
	SI-4.2 Kanat fitili .....	
	Aldoks Kanat fitili ..... SZA 26020001 SZA 26020002	
	Hortum fitili ..... SZA 26530003- 3mm SZA 26530004- 4mm SZA 26530006- 6mm	

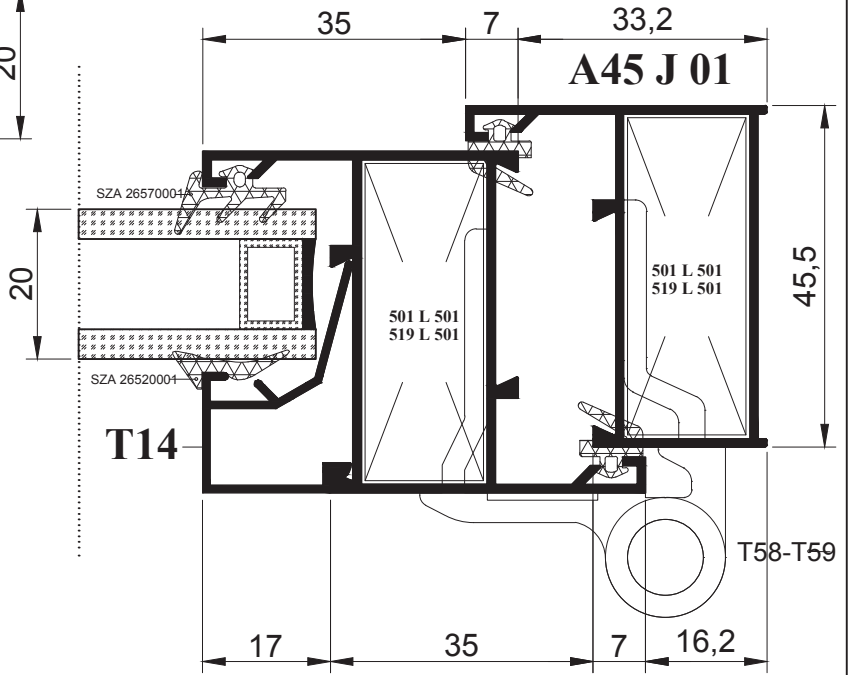
**ALDOKS SİSTEM MONTAJ DETAYI**



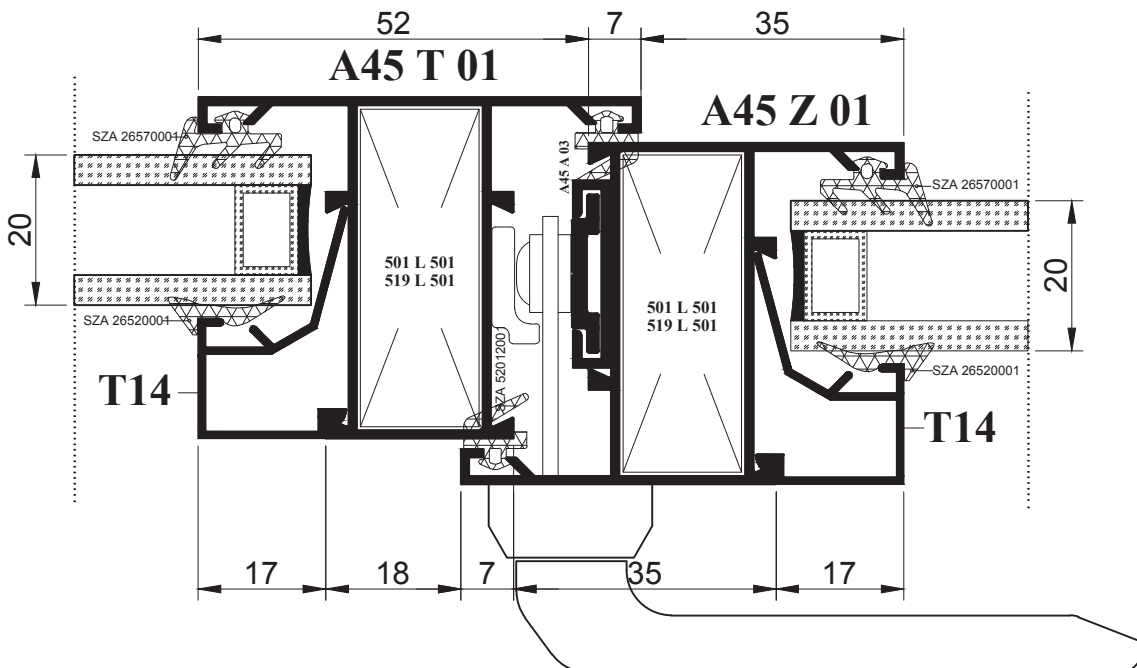
**A DETAYI**



**C DETAYI**

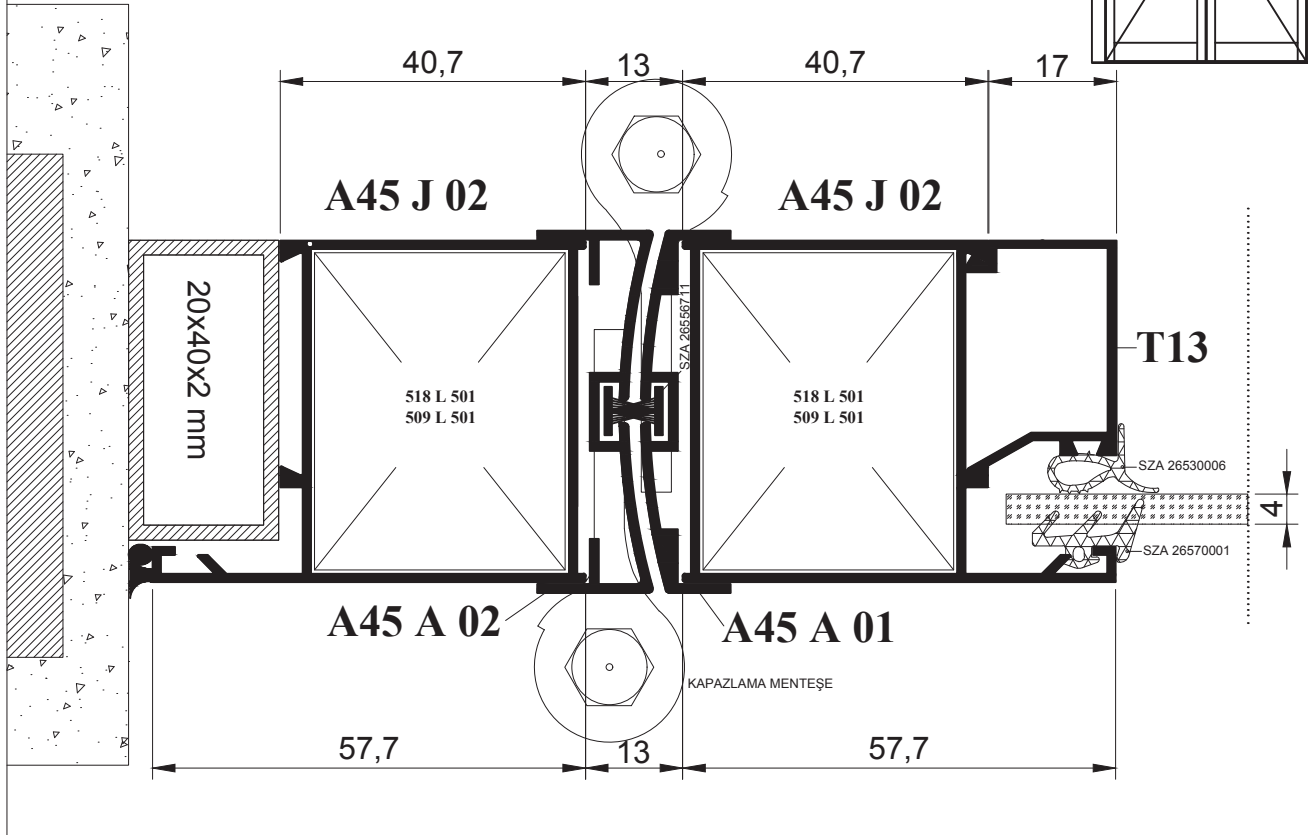
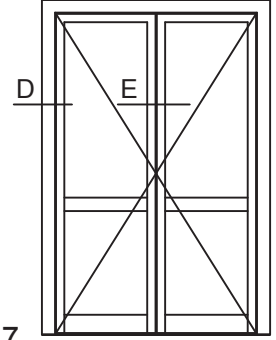


**B DETAYI**

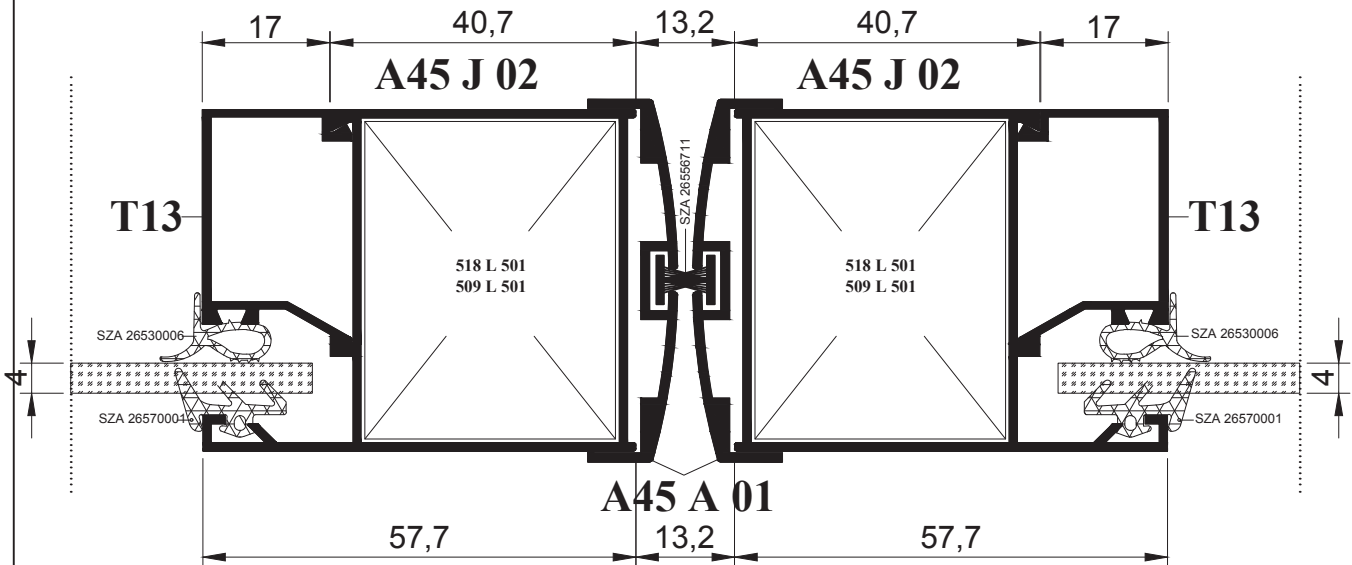


**ALDOKS SİSTEM MONTAJ DETAYI**

**D DETAYI**




**E DETAYI**



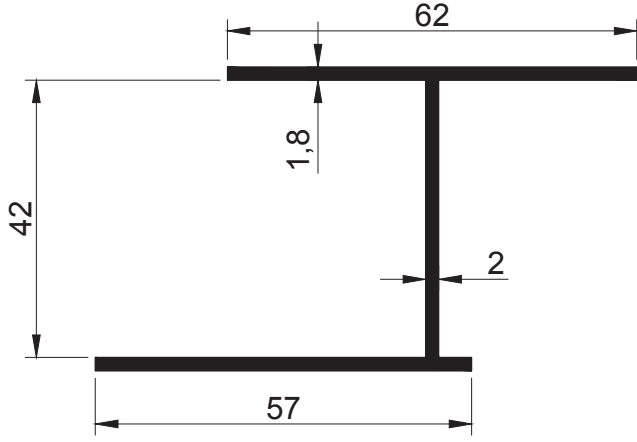
A series of horizontal dotted lines for writing notes.



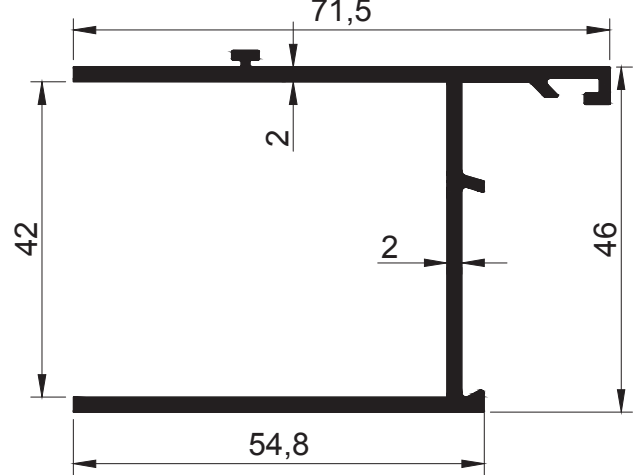


**SİSTEM PROFİLLERİ**

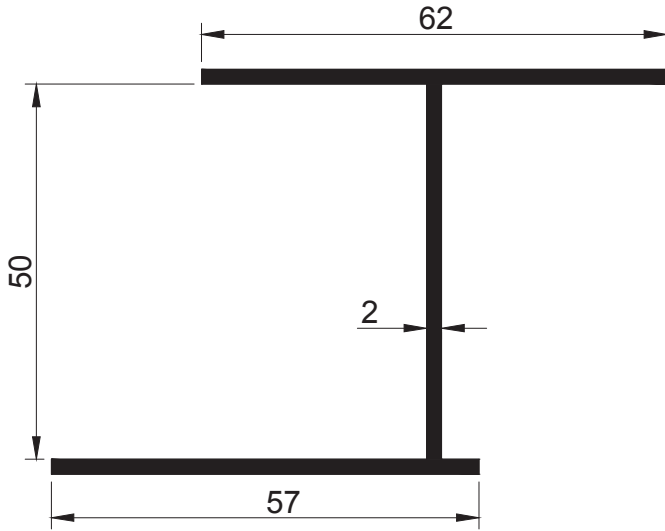
PR. KODU	AĞIRLIK (kg/mt)	PR. KODU	AĞIRLIK (kg/mt)
T 2865	0,880	T 2932	0,981
T 2866	0,923	T 2933	0,928
T 2867	0,735	T 2934	0,875



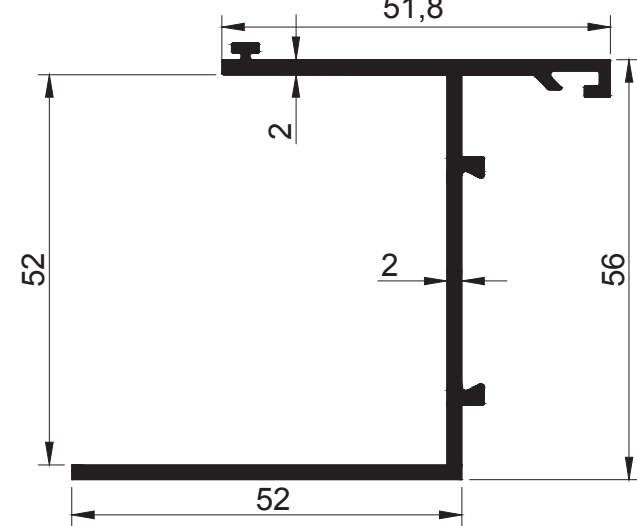
**T 2865**



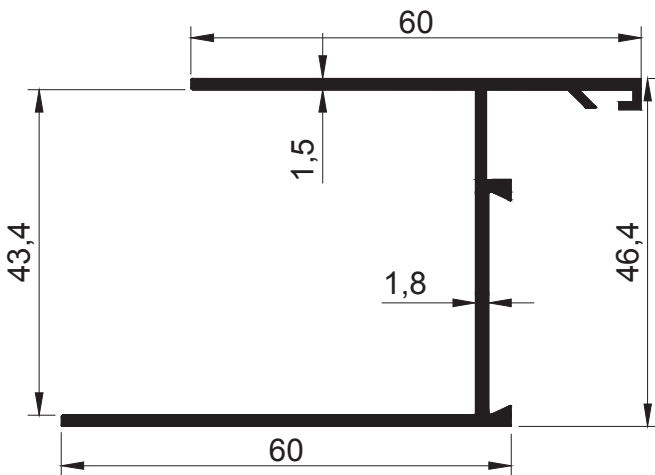
**T 2932**



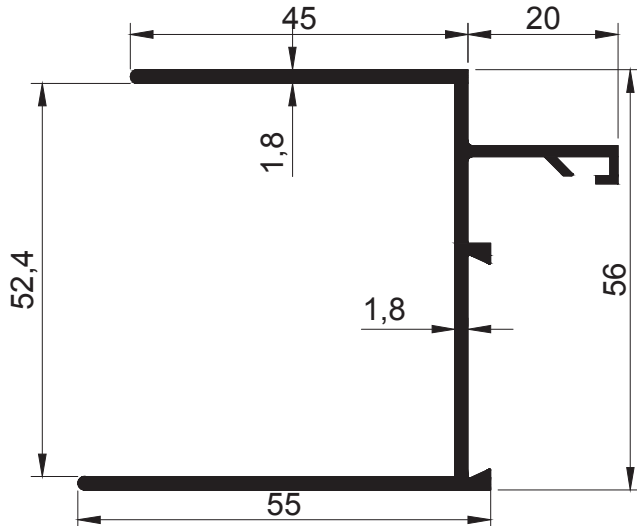
**T 2866**



**T 2933**



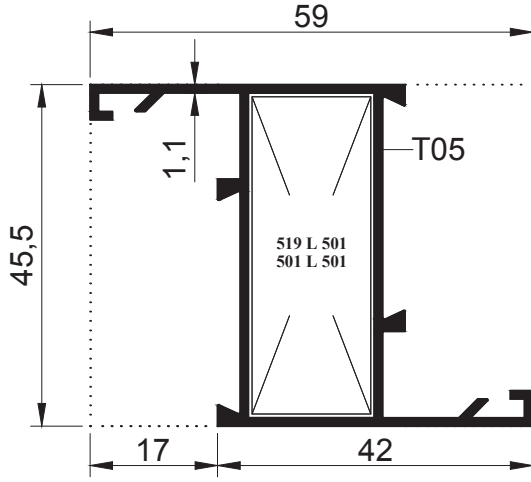
**T 2867**



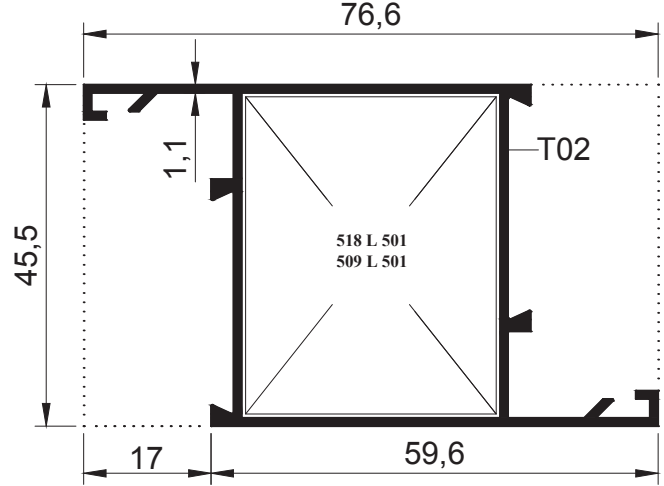
**T 2934**

**KANAT PROFİLLERİ**

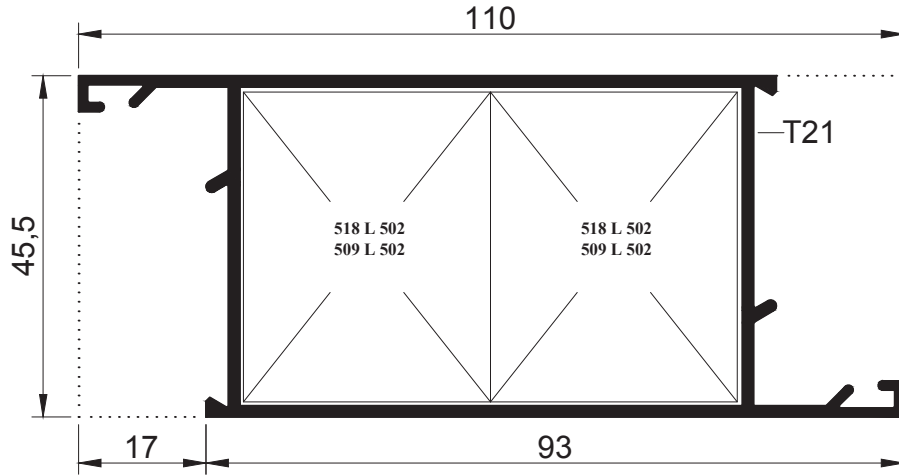
PR. KODU	AĞIRLIK (kg/mt)	PR. KODU	AĞIRLIK (kg/mt)
A45 Z 01	0,613	A45 Z 02-2,0	1,098
A45 Z 02-1,1	0,680	A45 Z 03	1,263
A45 Z 02-1,5	0,893		



**A45 Z 01**



**A45 Z 02-1,1  
A45 Z 02-1,5  
A45 Z 02-2,0**

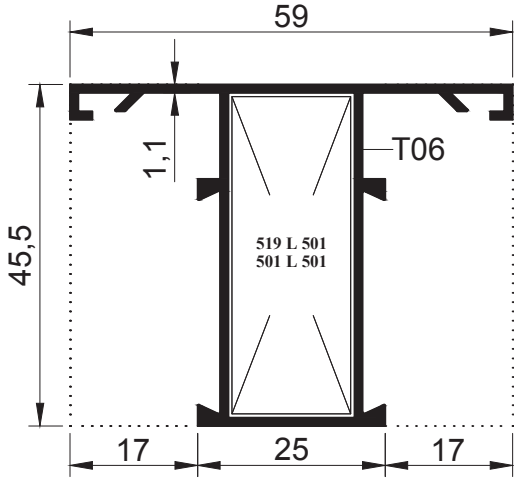


**A45 Z 03**

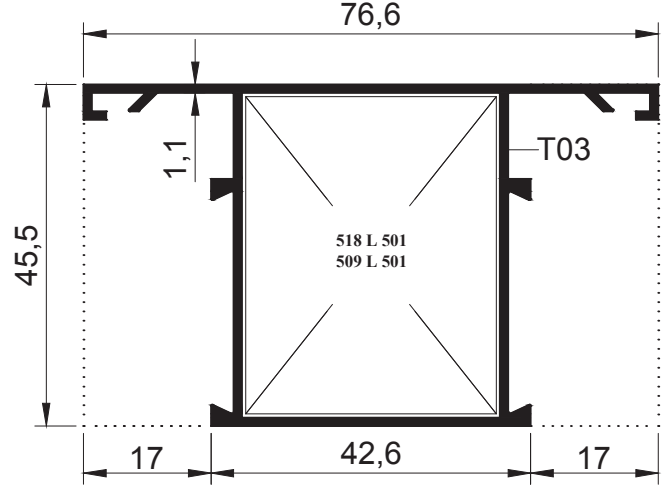
PROFİL KODU	KÖŞE PR. KODU	KESİM ÖLÇ. mm	AKS. KODU
A45 Z 01	L 501	43,0	501 L 501
	L 519	43,0	519 L 501
A45 Z 02	L 509	43,0	509 L 501
	L 518	43,0	518 L 501
A45 Z 03	L 509	42,0	509 L 502
	L 518	42,0	518 L 502

**ORTA KAYIT PROFİLLERİ**

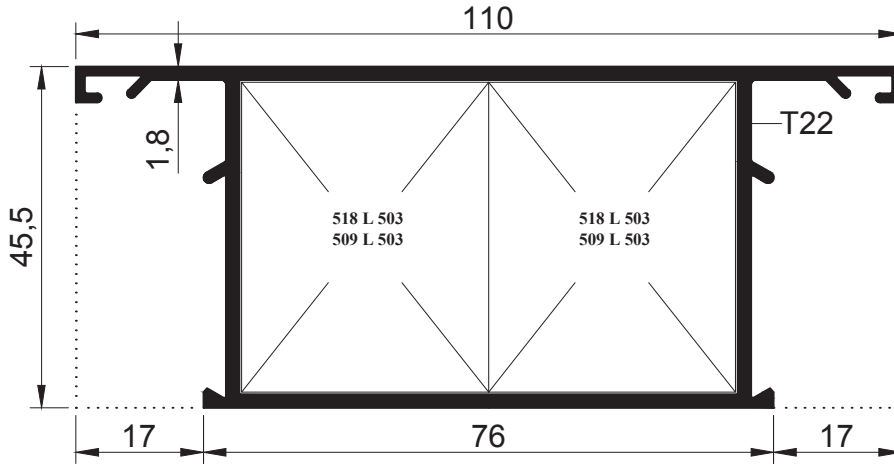
PR. KODU	AĞIRLIK (kg/mt)	PR. KODU	AĞIRLIK (kg/mt)
A45 T 01	0,600	A45 T 02-2,0	1,098
A45 T 02-1,1	0,680	A45 T 03	1,340
A45 T 02-1,5	0,893		



**A45 T 01**



**A45 T 02-1,1  
A45 T 02-1,5  
A45 T 02-2,0**



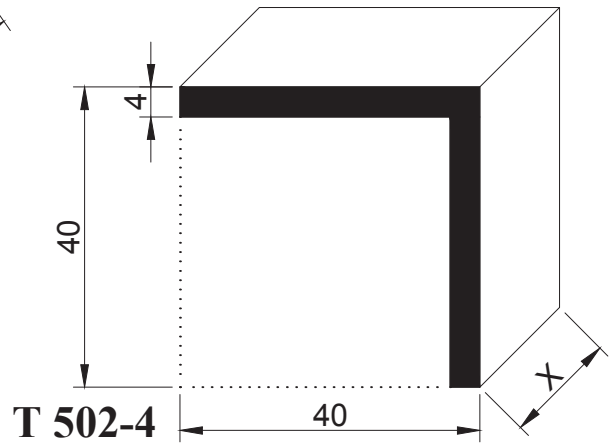
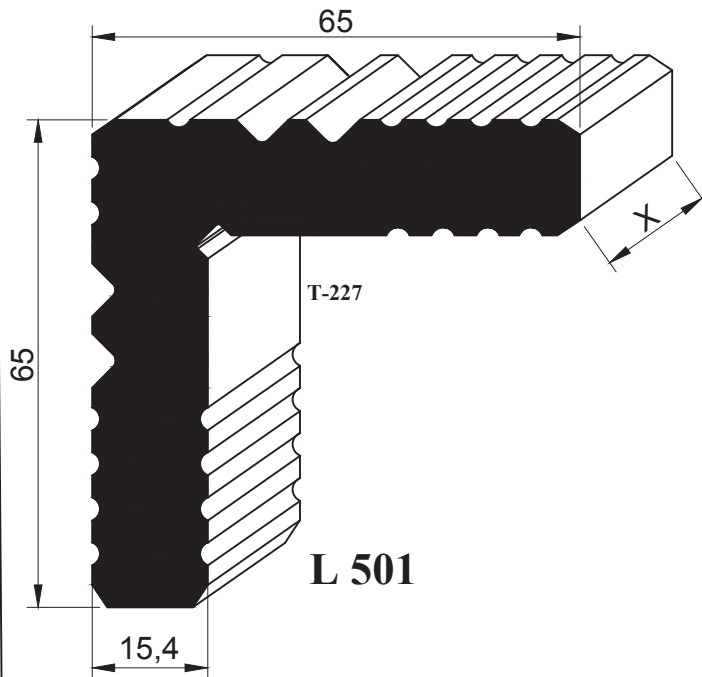
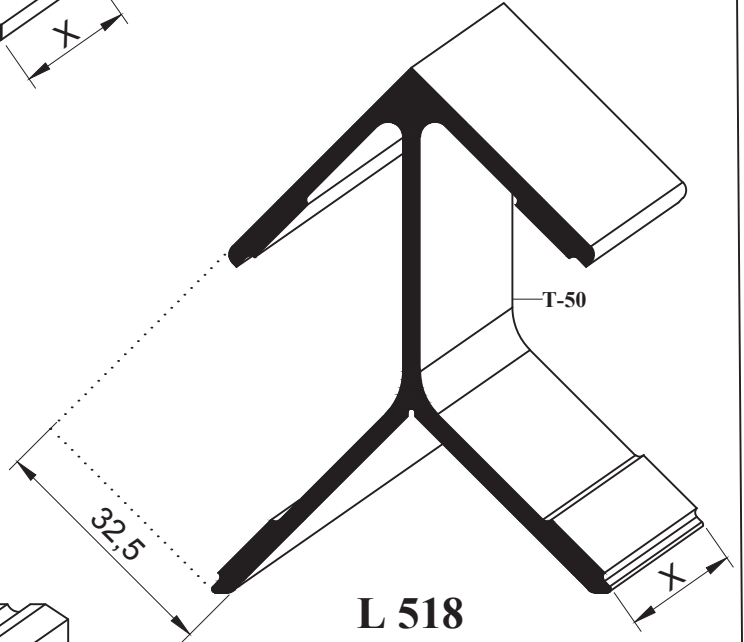
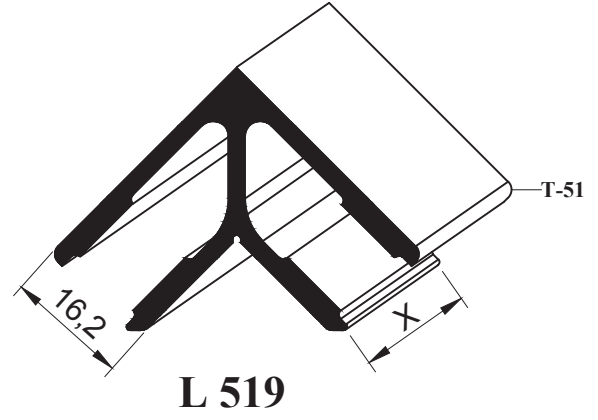
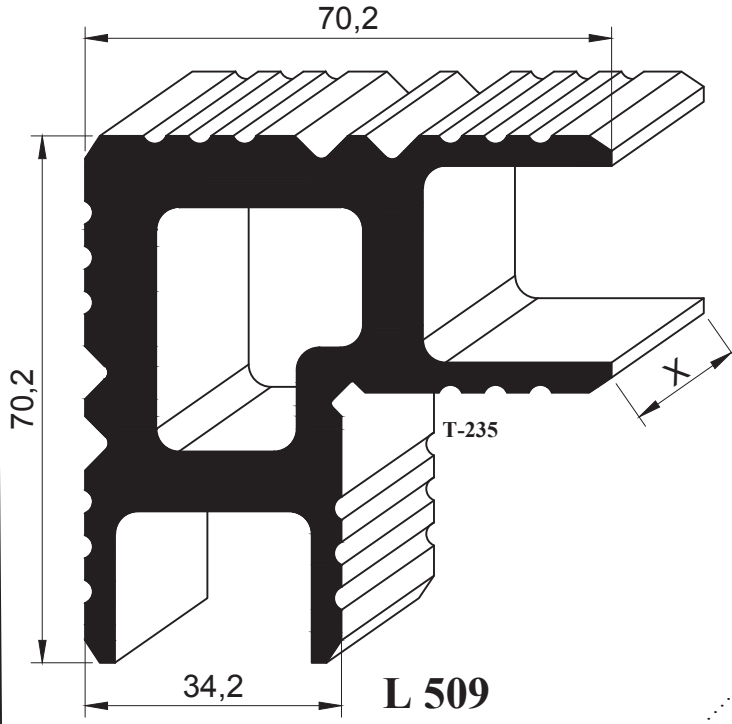
**A45 T 03**

PROFİL KODU	KÖŞE PR. KODU	KESİM ÖLÇ. mm	AKS. KODU
A45 T 01	L 501	43,0	501 L 501
	L 519	43,0	519 L 501
A45 T 02	L 509	43,0	509 L 501
	L 518	43,0	518 L 501
A45 T 03	L 509	41,5	509 L 503
	L 518	41,5	518 L 503



**BAĞLANTI PROFİLLERİ**

PR. KODU AĞIRLIK (kg/mt)

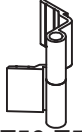
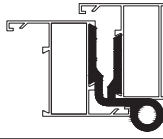
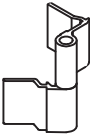
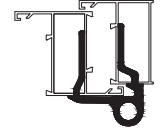

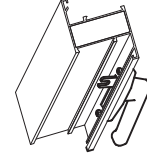

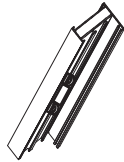

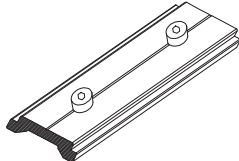
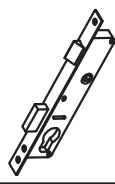
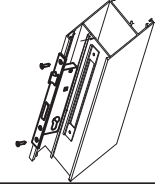
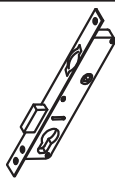
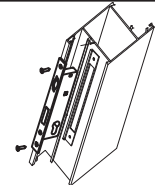

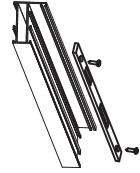


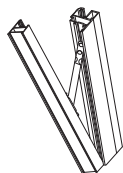
L501	4,460
L509	4,255
L518	1,230
L519	0,620



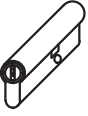
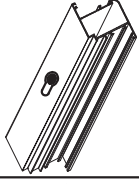


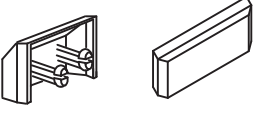
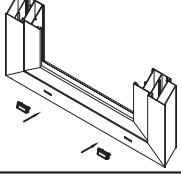



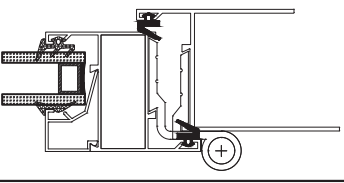


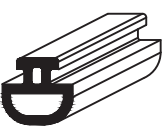
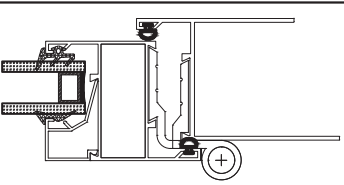

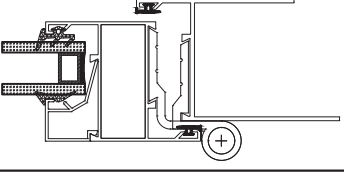

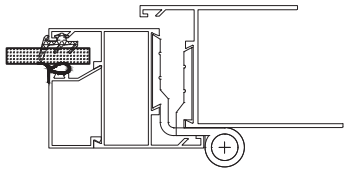
**BAĞLANTI KESİM ÖLÇÜLERİ**

PROFİL KODU	 KÖŞE PR. KODU	KESİM ÖLÇ. mm	 AKS. KODU
<b>T2865</b>	<b>T 502-4</b>	41,5	<b>T 502-4-41,5</b>
<b>T2866</b>	<b>T 502-4</b>	43,5	<b>T 502-4-43,5</b>
<b>T2867</b>	<b>T 502-4</b>	43,0	<b>T 502-4-43,0</b>
<b>T2932</b>	<b>T 502-4</b>	41,5	<b>T 502-4-41,5</b>
<b>T2933</b>	<b>T 502-4</b>	51,5	<b>T 502-4-51,5</b>
<b>T2934</b>	<b>T 502-4</b>	52,0	<b>T 502-4-52,0</b>
<b>A45 Z 01</b>	<b>L 501</b>	43,0	<b>501 L 501</b>
	<b>L 519</b>	43,0	<b>519 L 501</b>
<b>A45 Z 02</b>	<b>L 509</b>	43,0	<b>509 L 501</b>
	<b>L 518</b>	43,0	<b>518 L 501</b>
<b>A45 Z 03</b>	<b>L 509</b>	42,0	<b>509 L 502</b>
	<b>L 518</b>	42,0	<b>518 L 502</b>
<b>A45 T 01</b>	<b>L 501</b>	43,0	<b>501 L 501</b>
	<b>L 519</b>	43,0	<b>519 L 501</b>
<b>A45 T 02</b>	<b>L 509</b>	43,0	<b>509 L 501</b>
	<b>L 518</b>	43,0	<b>518 L 501</b>
<b>A45 T 03</b>	<b>L 509</b>	41,5	<b>509 L 503</b>
	<b>L 518</b>	41,5	<b>518 L 503</b>

**SİSTEM AKSESUARLARI**

ÇİZİM	KOD	KULANIM YERİ
 T56-T57	Aldoks SZ menteşe ..... SZA 10103001	
 T58-T59	Aldoks Fugalı menteşe ..... SZA 10105001	
	Aksel kol ..... SZA 09108001	
	Ayarlı karşılık ..... SZA 52012001	
	Tij pimi ..... SZA 16007020 SZA 16007001	
	Dilli kilit 25 mm. ..... SZA 20111225	
	Makaralı kilit 25 mm. ..... SZA 20112225	
	Dilli kilit karşılık ..... SZA 12101001	
	Makaralı kilit karşılık ..... SZA 12102001	
	Vasistas makas ..... SZA 58110001 SZA 58111301	

**SİSTEM AKSESUARLARI**

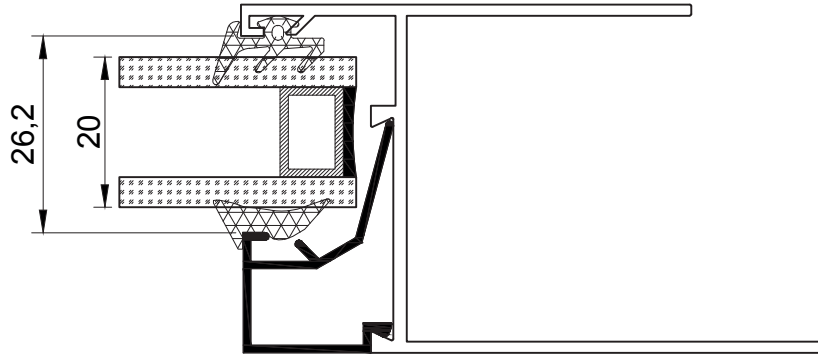
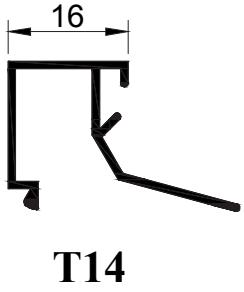
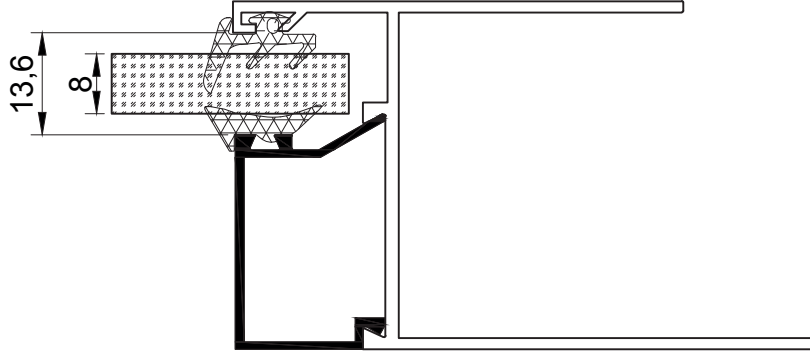
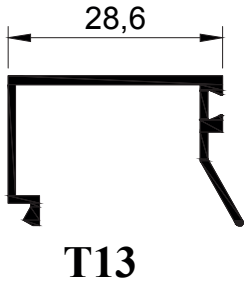
ÇİZİM	KOD	KULANIM YERİ
	<b>Barel</b> ..... SZA 18102090	
	<b>Savio Sürgü</b> ..... SZA 14101001 SZA 14102001	
	<b>Tahliye kapağı</b> ..... SZA 16009001	
	<b>TC-N1 Dış Cam fitili</b> ..... SZA 26570001	
	<b>TC-N2 Kanat fitili</b> ..... SZA 26570002	
	<b>İç Cam fitili</b> ..... SZA 26520001- 1mm SZA 26520002- 2 mm SZA 26520003- 3 mm SZA 26520004- 4 mm SZA 26520005- 5 mm SZA 26520006- 6 mm	
	<b>SI-4.2 Kanat fitili</b> .....	
	<b>Aldoks Kanat fitili</b> ..... SZA 26020001 SZA 26020002	
	<b>Hortum fitili</b> ..... SZA 26530003- 3 mm SZA 26530004- 4 mm SZA 26530006- 6 mm	



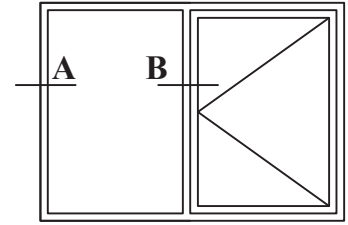
**CAM ÇITA PROFİLLERİ**

PR. KODU AĞIRLIK (kg/mt)

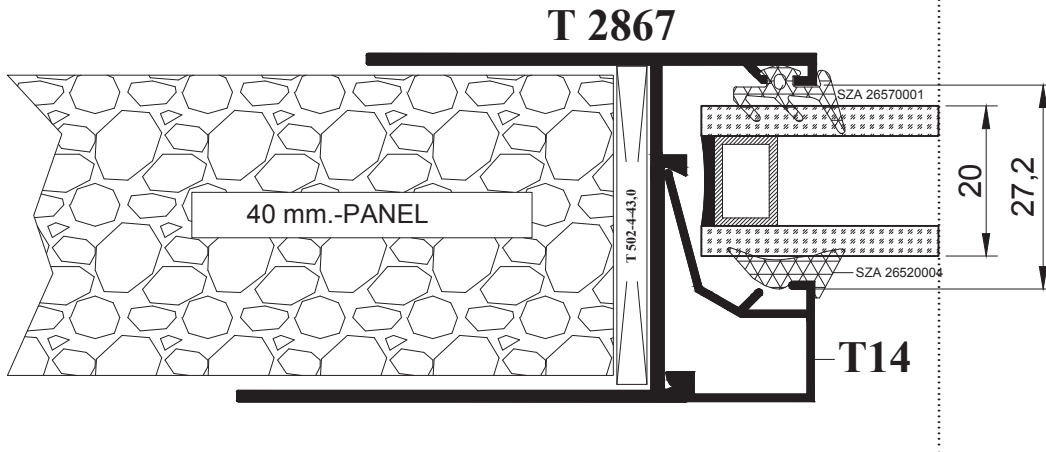
T13 0,205  
T14 0,215



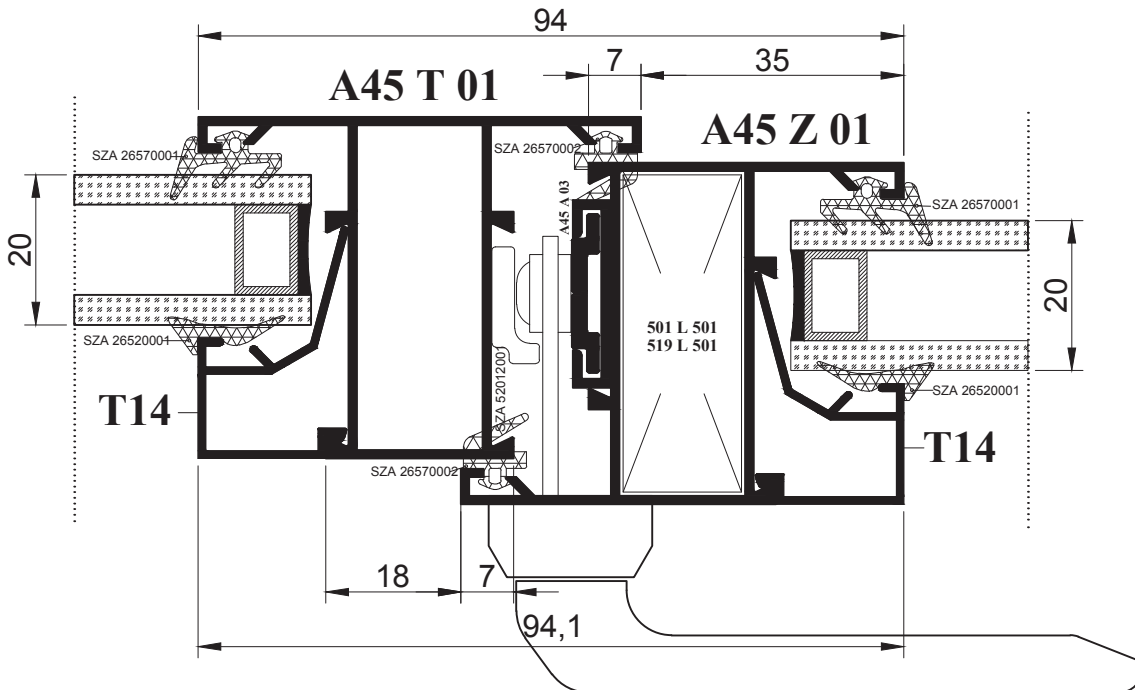
**SİSTEM MONTAJ DETAYI**



**A DETAYI**

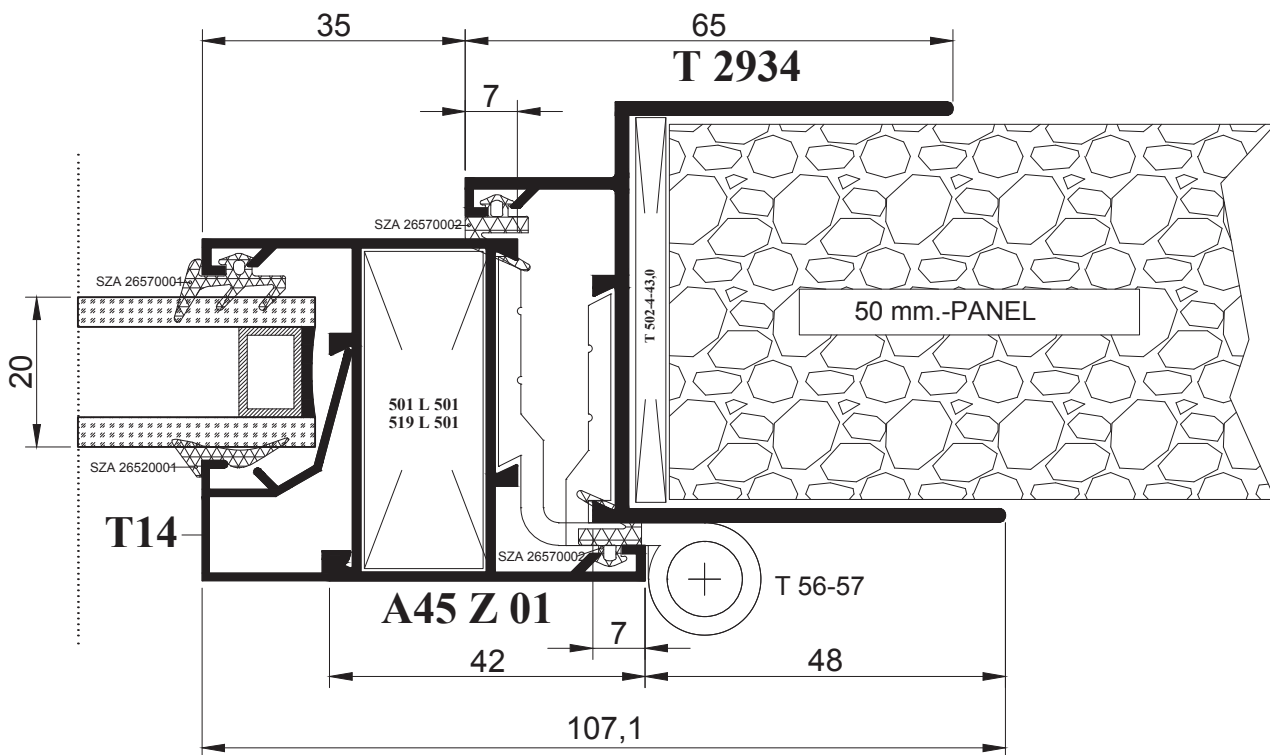
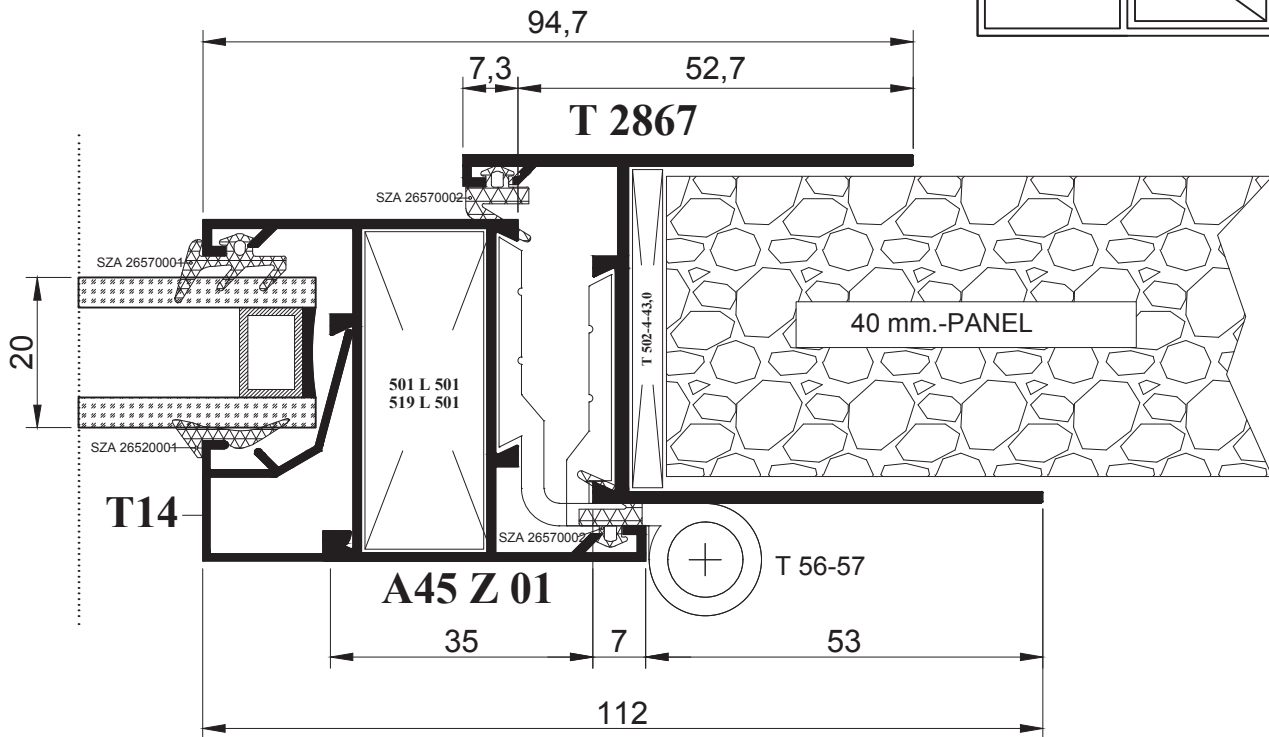



**B DETAYI**




**SİSTEM MONTAJ DETAYI**

**C DETAYI**

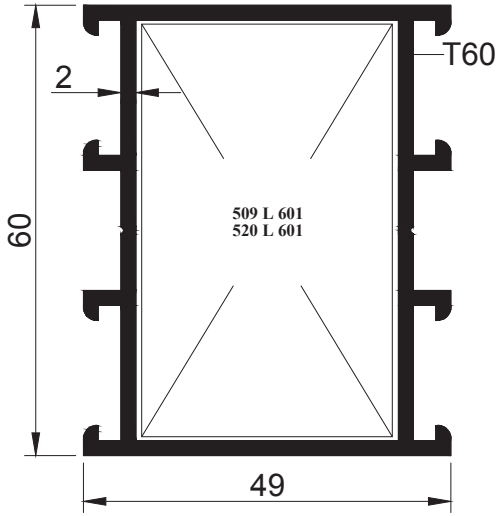


A series of horizontal dotted lines for writing notes.

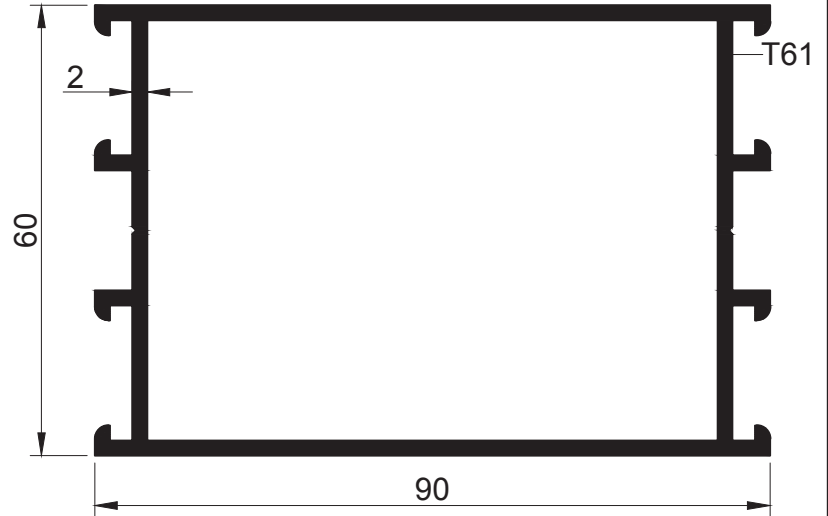


**SİSTEM PROFİLLERİ**

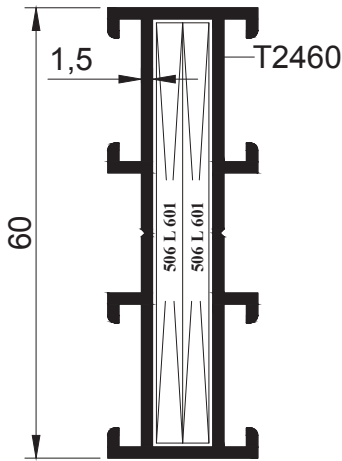
PR. KODU	AĞIRLIK (kg/mt)	PR. KODU	AĞIRLIK (kg/mt)
C60 T 01-1,5	0,995	C60 T 03	0,775
C60 T 01-2,0	1,323	C60 T 04	1,873
C60 T 02	1,760		



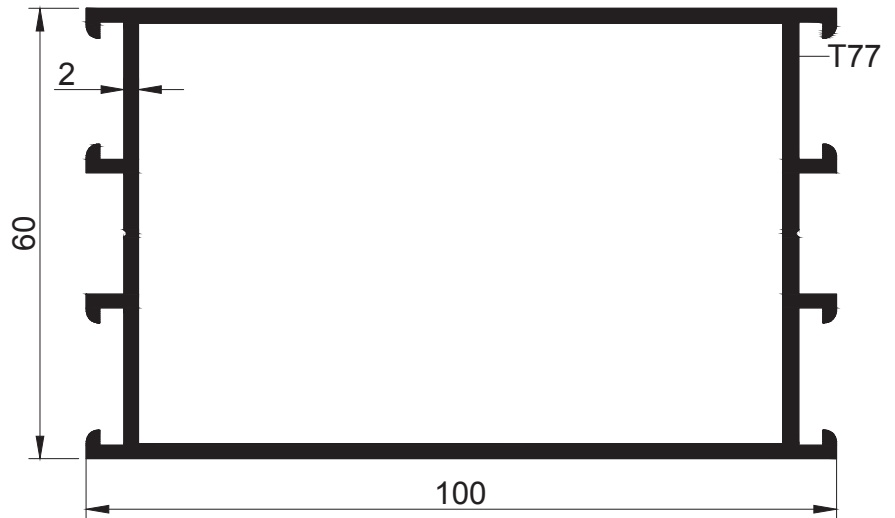
**C60 T 01-1,5**  
**C60 T 01-2,0**



**C60 T 02**



**C60 T 03**

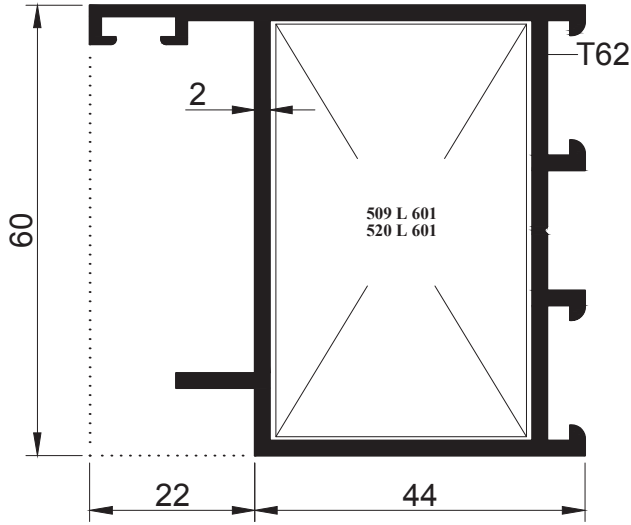


**C60 T 04**

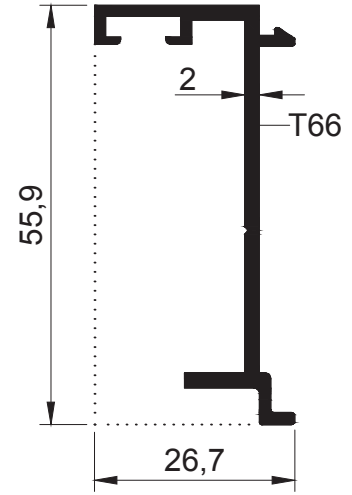
PROFİL KODU	KÖŞE PR. KODU	KESİM OLÇ. mm	AKS. KODU
C60 T 01-1,5	L 509	56,5	509 L 601
	L 520	56,5	520 L 601
C60 T 01-2,0	L 509	55,5	509 L 602
	L 520	55,5	520 L 602
C60 T 03	L 506	56,5	506 L 601

**SİSTEM PROFİLLERİ**

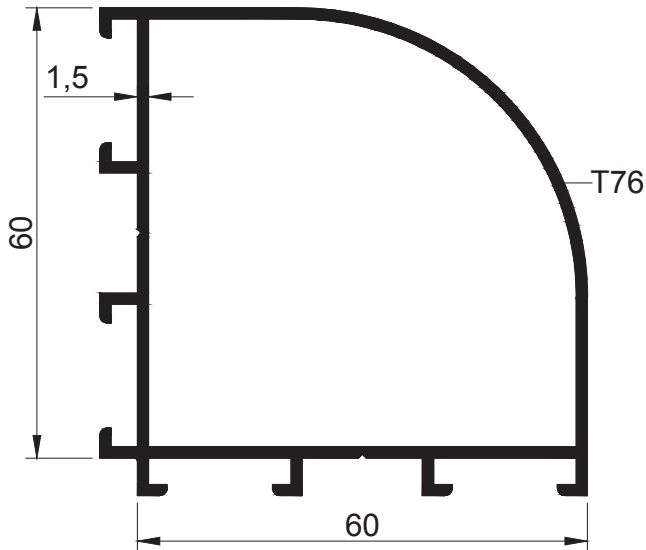
PR. KODU	AĞIRLIK (kg/mt)	PR. KODU	AĞIRLIK (kg/mt)
C60 T 05-1,5	1,055	C60 T 07	1,115
C60 T 05-2,0	1,367	C60 T 08	0,385
C60 T 06	0,525		



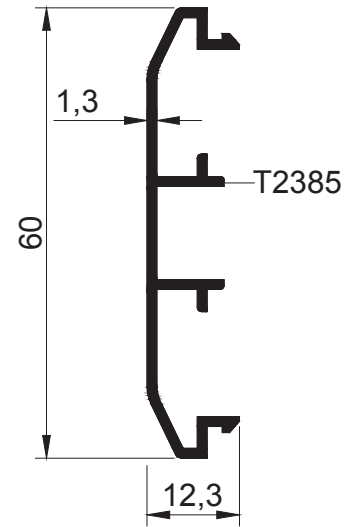
**C60 T 05-1,5**  
**C60 T 05-2,0**



**C60 T 06**



**C60 T 07**



**C60 T 08**

PROFİL KODU	KÖŞE PR. KODU	KESİM ÖLÇ. mm	AKS. KODU
C60 T 05-1,5	L 509	56,5	509 L 601
	L 520	56,5	520 L 601
C60 T 05-2,0	L 509	55,5	509 L 602
	L 520	55,5	520 L 602

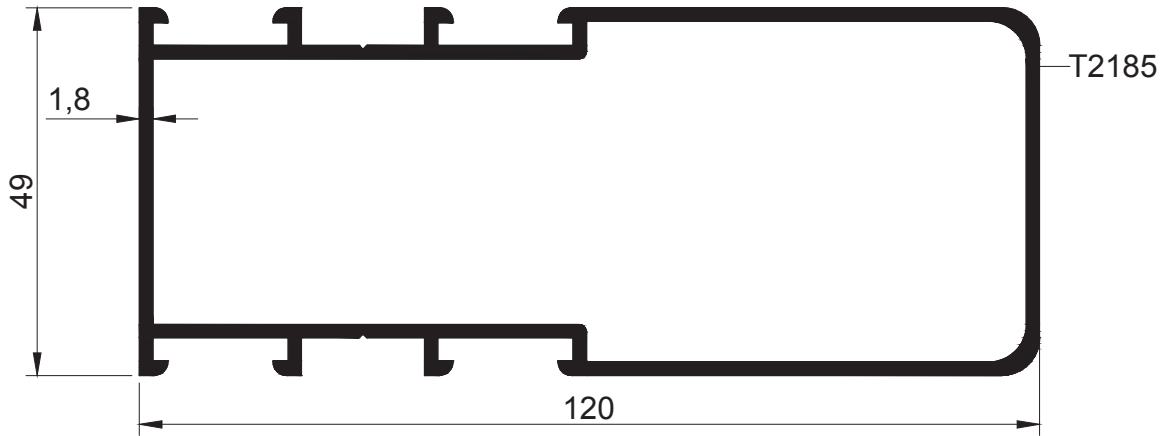
**SİSTEM PROFİLLERİ**

PR. KODU AĞIRLIK (kg/mt)

C60 T 09-1,5	1,710
C60 T 09-2,0	2,130
C60 T 10	1,830



**C60 T 09-1,5**  
**C60 T 09-2,0**



**C60 T 10**

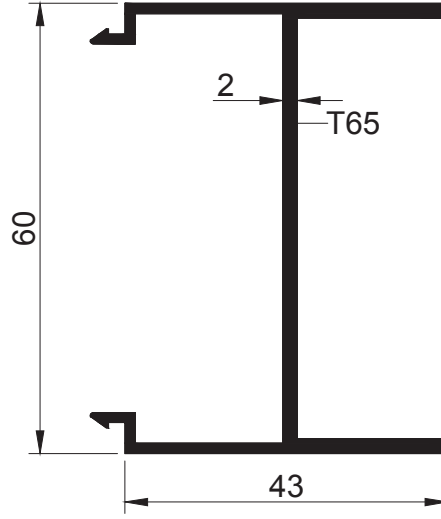


**SİSTEM PROFİLLERİ**

PR. KODU

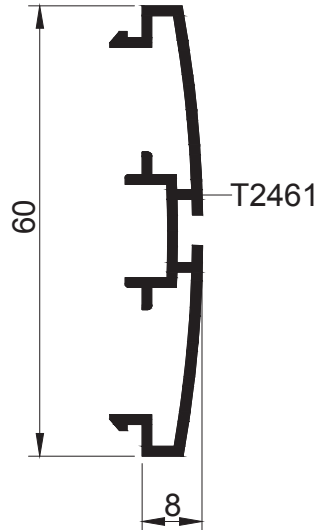
AĞIRLIK (kg/mt)

C60 T 11	0,772
C60 T 12	0,438
C60 T 13	0,495

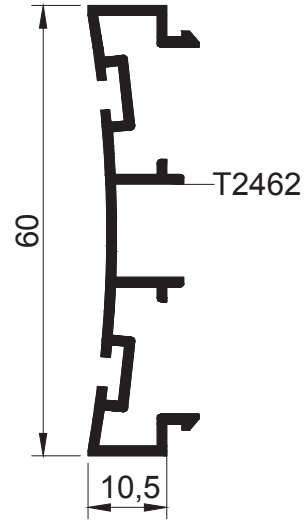


**C60 T 11**

**ÇARPMA KAPI ADAPTÖRLERİ**



**C60 T 12**



**C60 T 13**

**CAM ÇITA PROFİLLERİ**

PR. KODU

AĞIRLIK (kg/mt)

PR. KODU

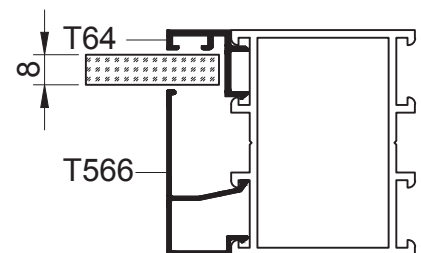
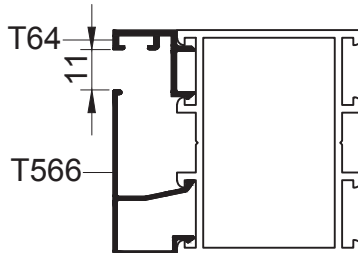
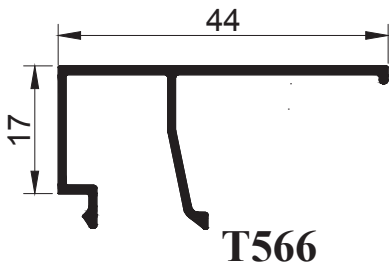
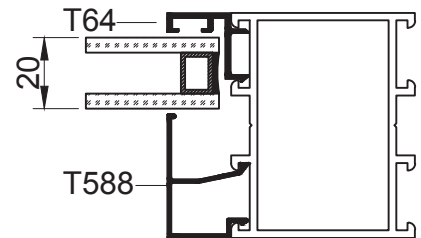
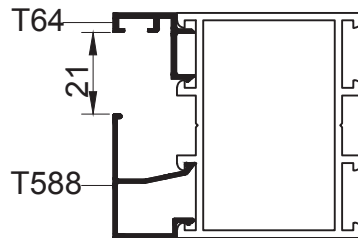
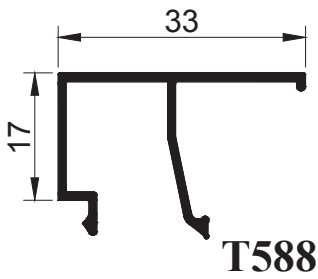
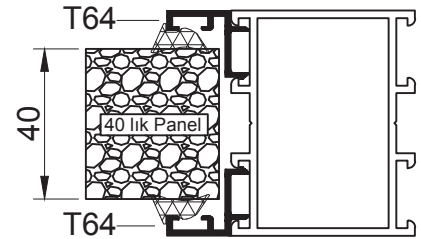
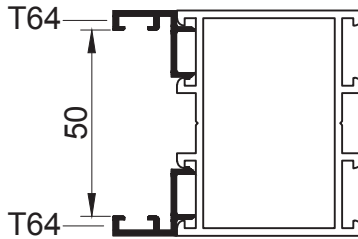
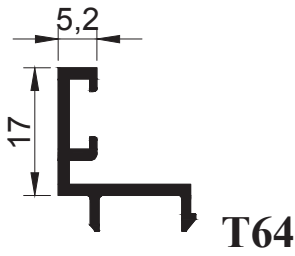
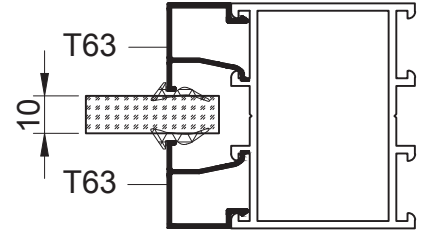
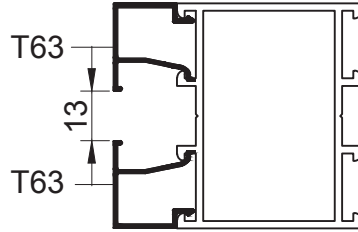
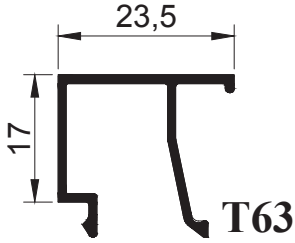
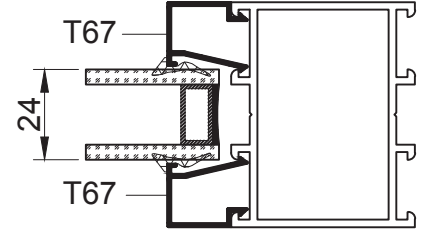
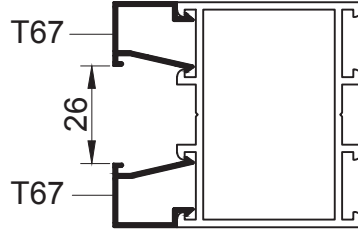
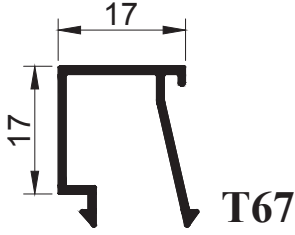
AĞIRLIK (kg/mt)

T67  
T63  
T64

0,193  
0,224  
0,206

T588  
T566

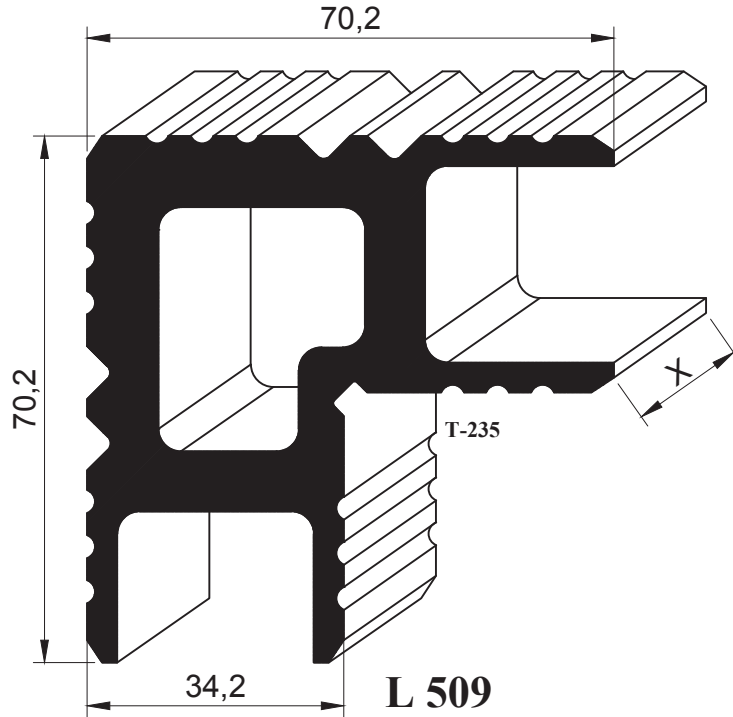
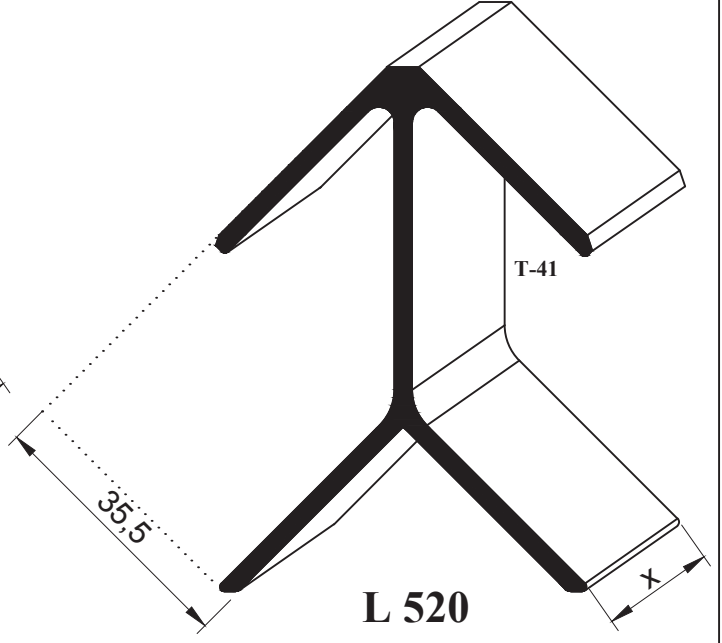
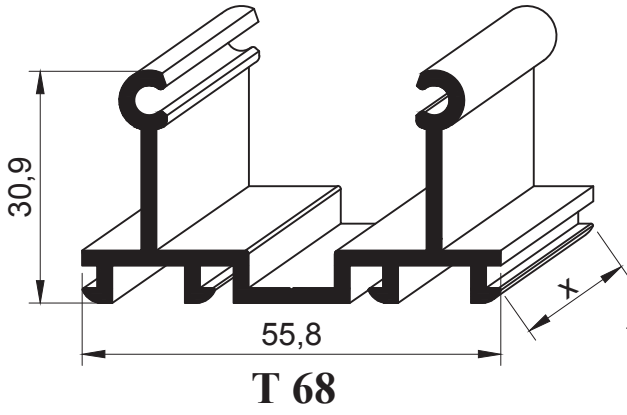
0,255  
0,291





**BAĞLANTI PROFİLLERİ**

PR. KODU AĞIRLIK (kg/mt)

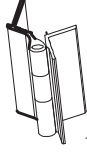

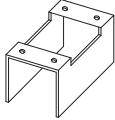
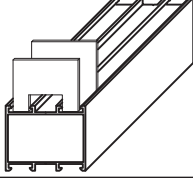

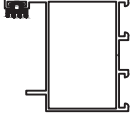

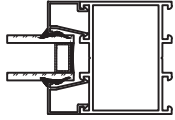







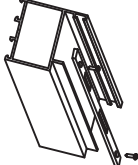



L520	1,263
L509	4,255
L68	0,790



**BAĞLANTI KESİM ÖLÇÜLERİ**

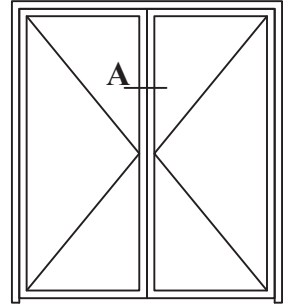
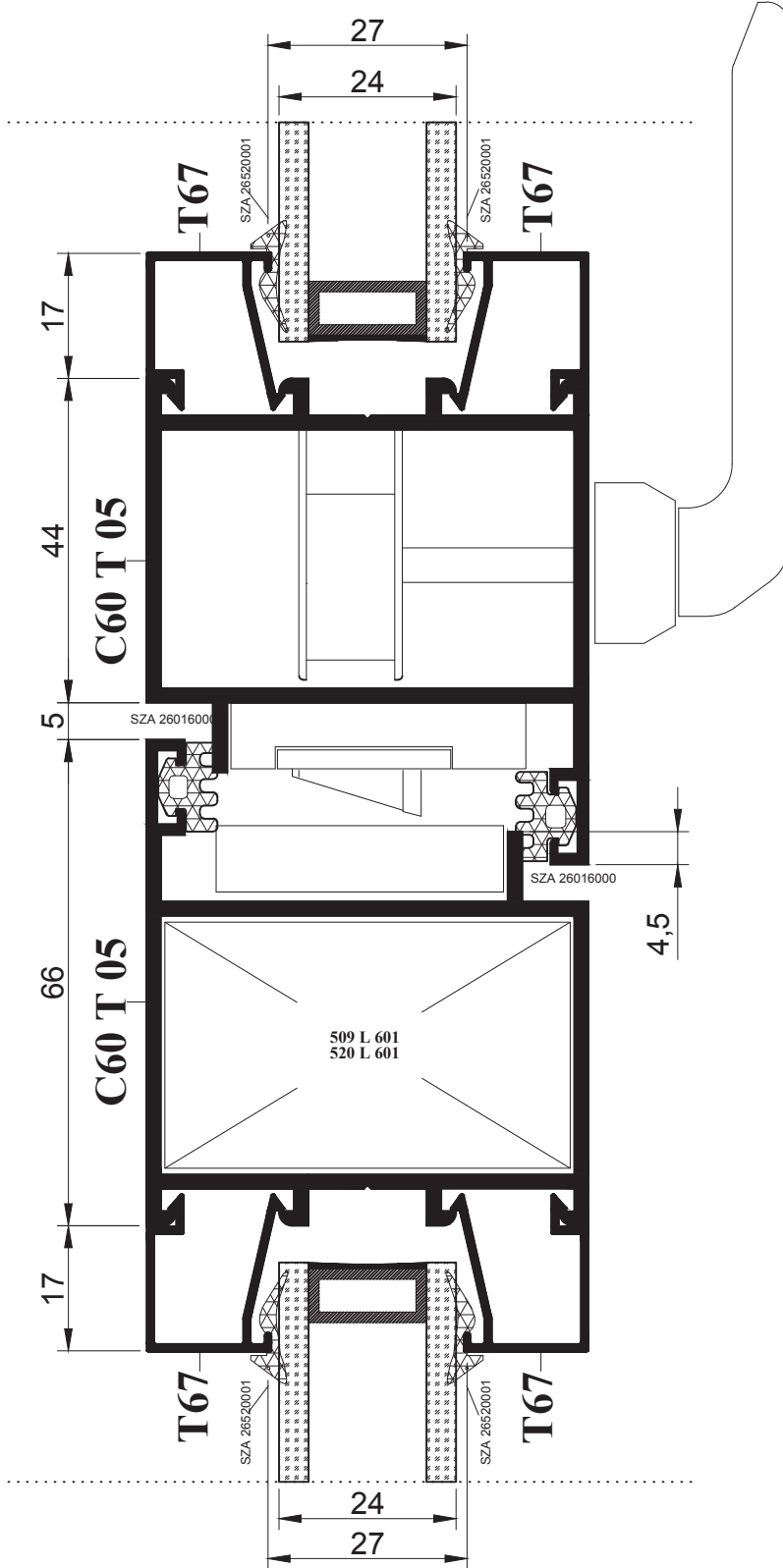
PROFİL KODU	 KÖŞE PR. KODU	KESİM ÖLÇ. mm	 AKS. KODU
<b>C60 T 01-1,5</b>	<b>L 509</b>	56,5	<b>509 L 601</b>
	<b>L 520</b>	56,5	<b>520 L 601</b>
<b>C60 T 01-2,0</b>	<b>L 509</b>	55,5	<b>509 L 602</b>
	<b>L 520</b>	55,5	<b>520 L 602</b>
<b>C60 T 03</b>	<b>L 506</b>	56,5	<b>506 L 601</b>
<b>C60 T 05-1,5</b>	<b>L 509</b>	56,5	<b>509 L 601</b>
	<b>L 520</b>	56,5	<b>520 L 601</b>
<b>C60 T 05-2,0</b>	<b>L 509</b>	55,5	<b>509 L 602</b>
	<b>L 520</b>	55,5	<b>520 L 602</b>
<b>C60 T 01-1,5</b>	<b>T68</b>	34,5	
<b>C60 T 01-2,0</b>	<b>T68</b>	33,5	
<b>C60 T 02</b>	<b>T68</b>	75,5	
<b>C60 T 04</b>	<b>T68</b>	85,5	
<b>C60 T 09-1,5</b>	<b>T68</b>	102,5	
<b>C60 T 09-2,0</b>	<b>T68</b>	103,5	

**SİSTEM AKSESUARLARI**

ÇİZİM	KOD	KULANIM YERİ
 T 741-742	<b>C60 Mentşe</b> ..... SZA 10202001	
	<b>C60 Bağlantı</b> ..... SZA 16004002	
	<b>C60 Fiteli</b> ..... SZA 26016000 SZA 26016001	
	<b>İç Cam fitili</b> ..... SZA 26520001- 1mm SZA 26520002- 2 mm SZA 26520003- 3 mm SZA 26520004- 4 mm SZA 26520005- 5 mm SZA 26520006- 6 mm	
	<b>Dilli kilit 30 mm.</b> ..... SZA 20111230	
	<b>Makaralı kilit 35 mm.</b> ..... SZA 20112235	
	<b>Kilit altı</b> ..... SZA 12202001	
	<b>Dilli kilit karşılık</b> ..... SZA 12201001	
	<b>Makaralı kilit karşılık</b> ..... SZA 12204001	
	<b>Kapı altı fırçası</b> ..... SZA 16002001	

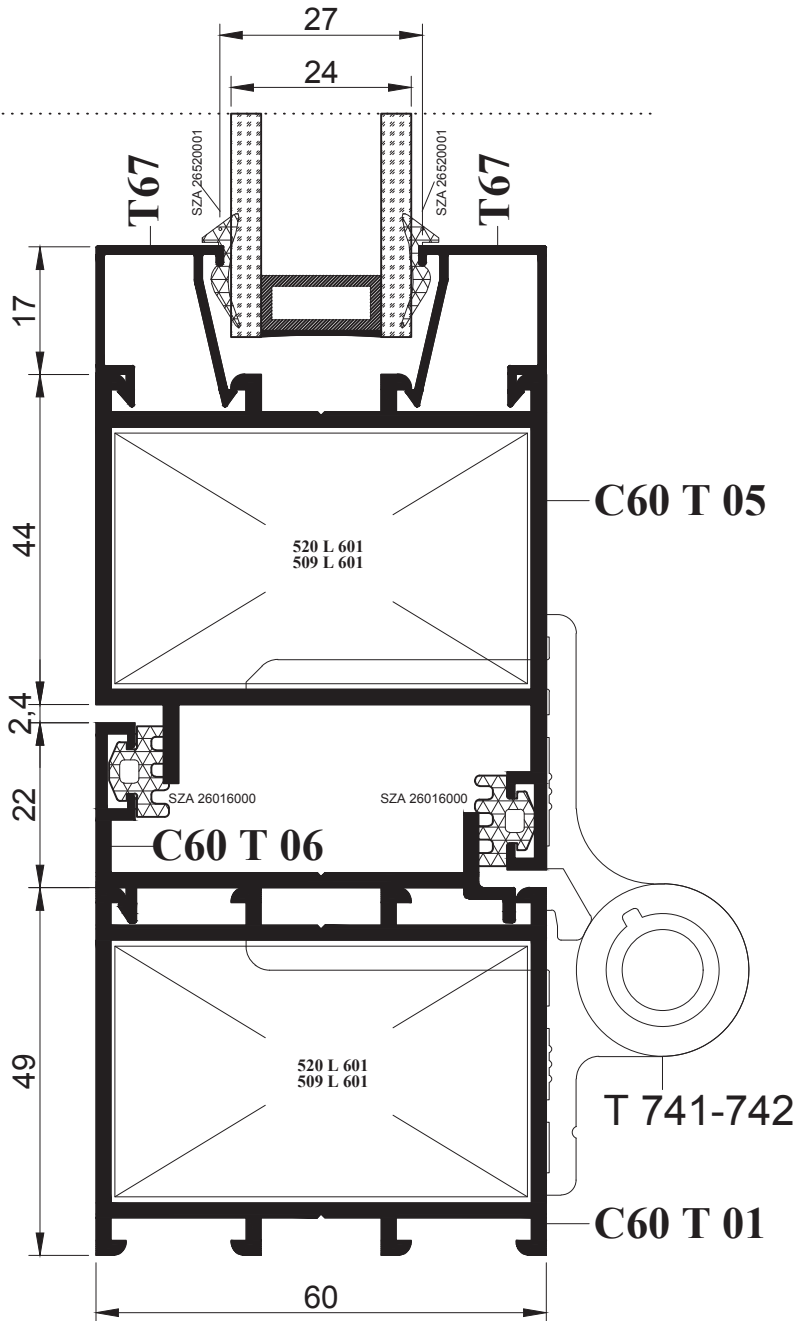
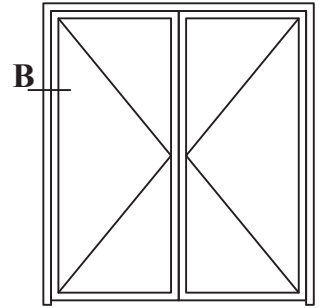
**SİSTEM MONTAJ DETAYI**

**A DETAYI**



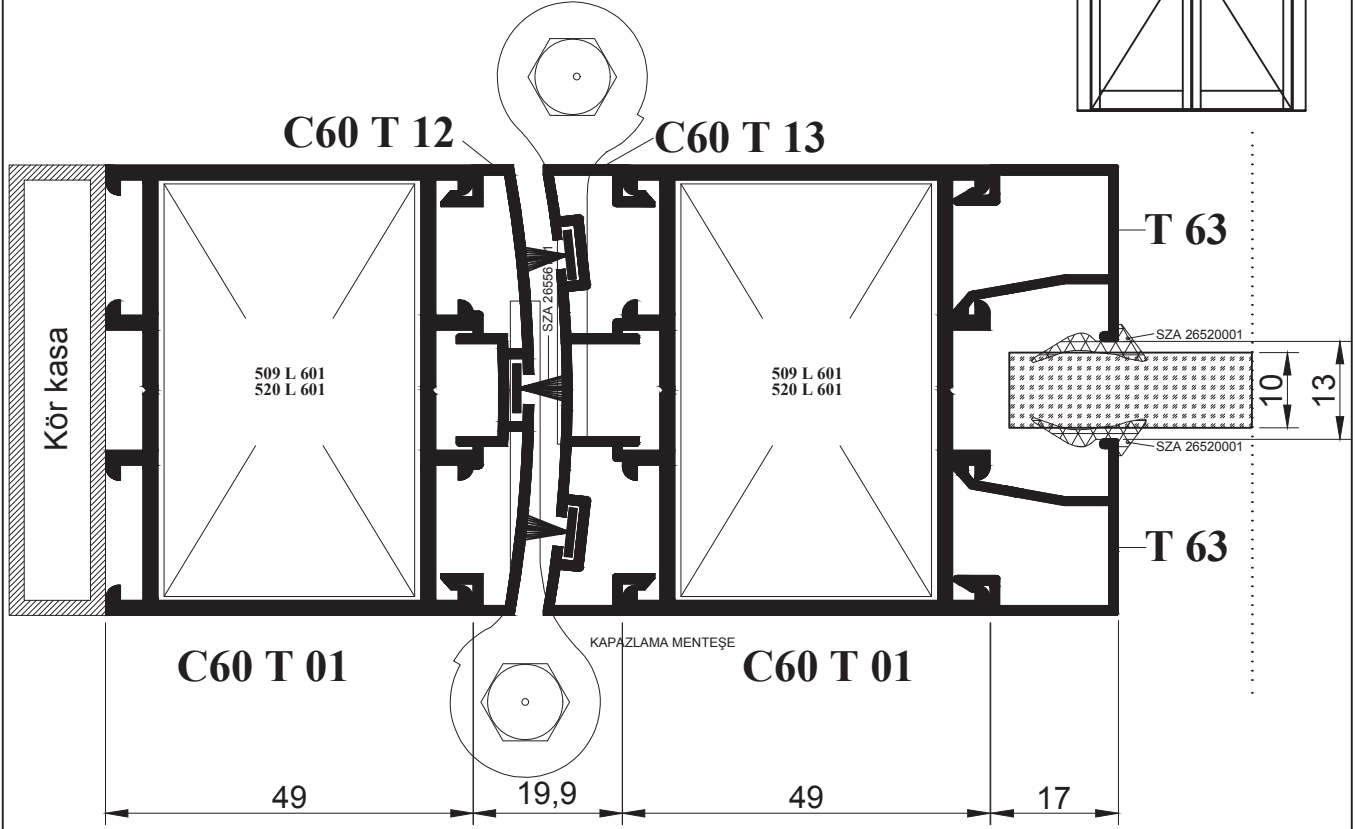
**SİSTEM MONTAJ DETAYI**

**B DETAYI**

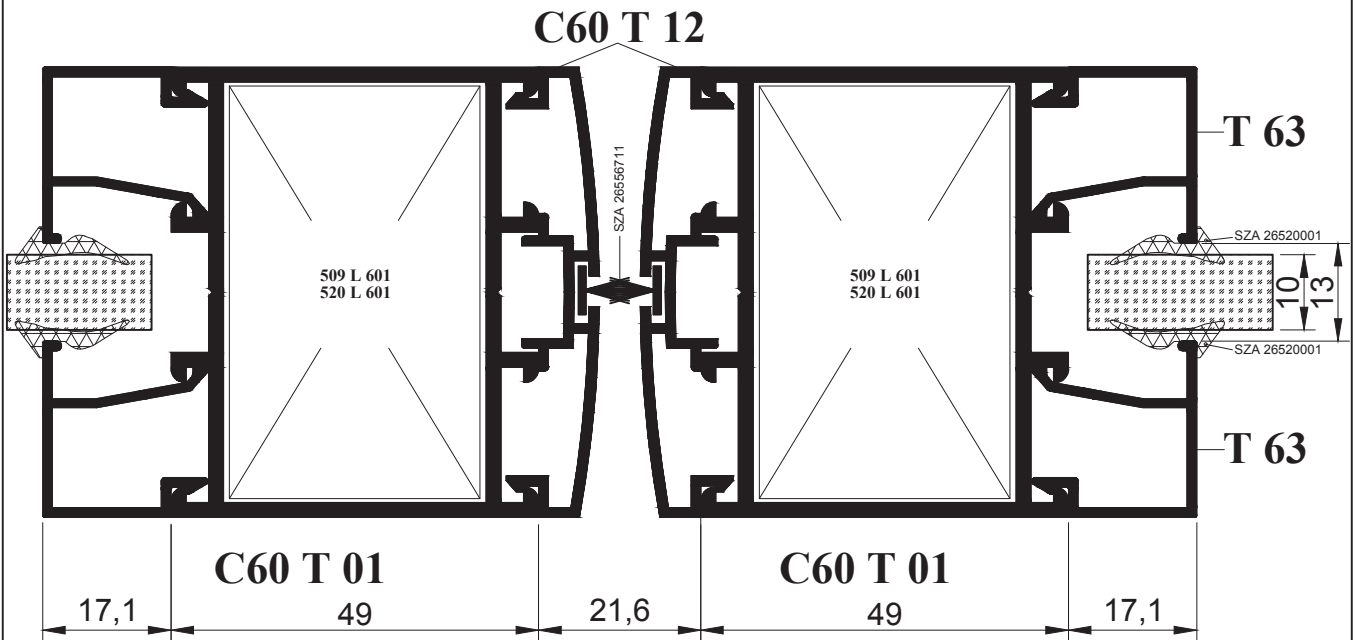


**SİSTEM MONTAJ DETAYI**

**C DETAYI**



**D DETAYI**

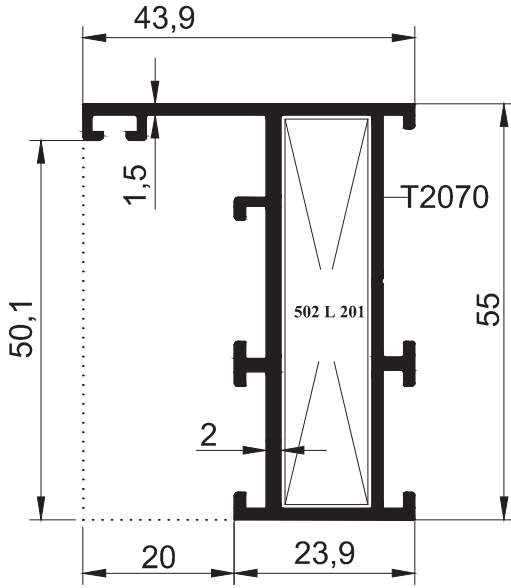




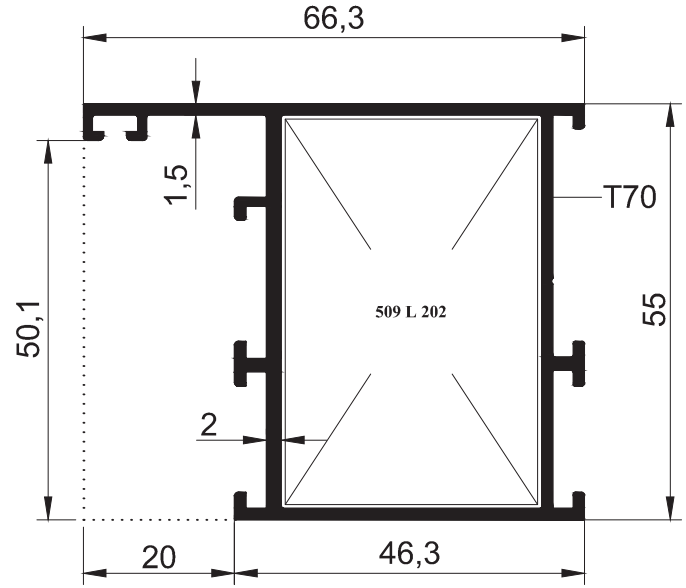


**KASA PROFİLLERİ**

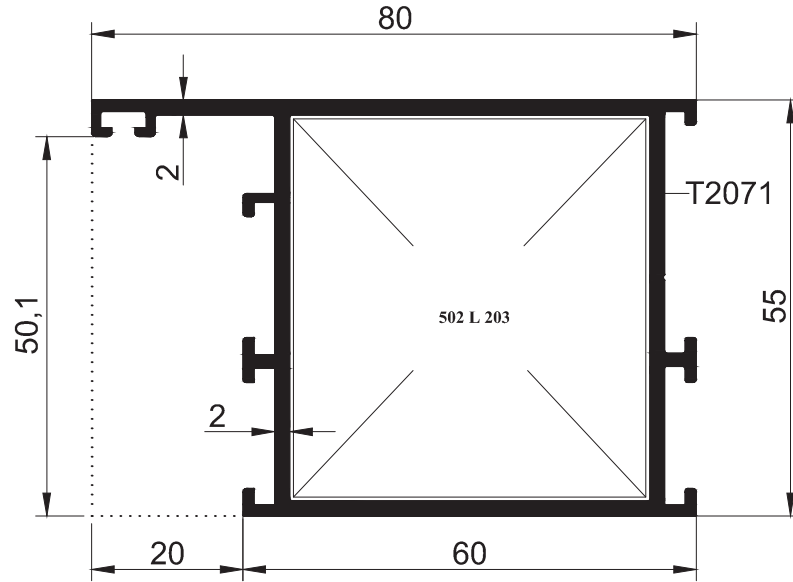
PR. KODU	AĞIRLIK (kg/mt)	Jxx (cm <sup>4</sup> )	Jyy (cm <sup>4</sup> )
S55 J 01	0.925	13.14	5.48
S55 J 02	1.097	17.51	14.69
S55 J 03	1.428	24.93	31.98



**S55 J 01**



**S55 J 02**

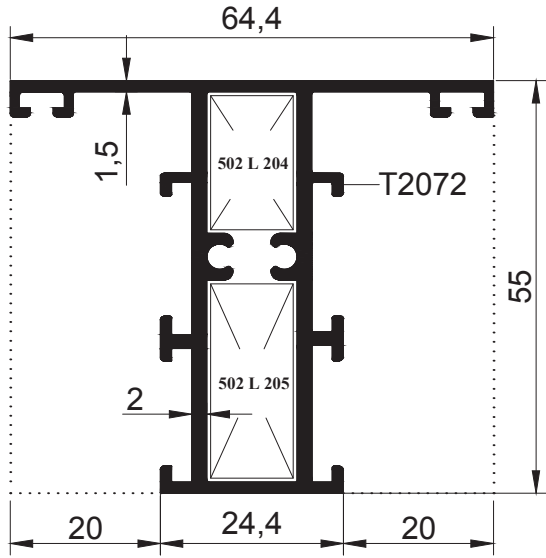


**S55 J 03**

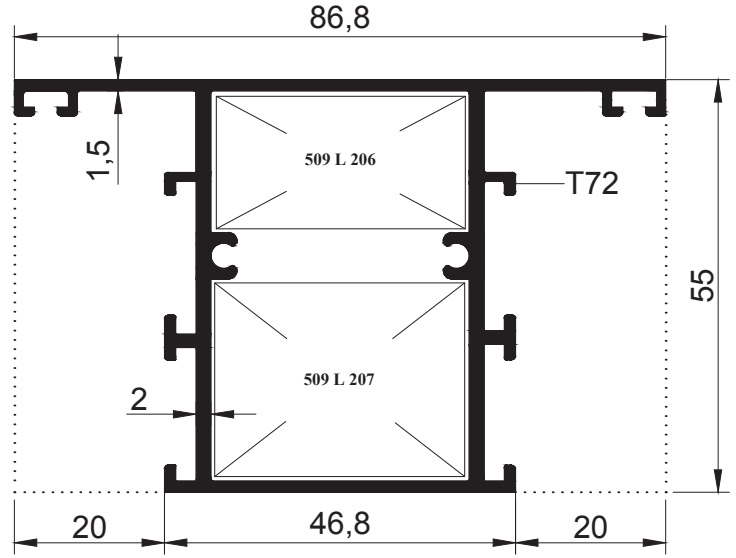
PROFİL KODU	KÖŞE PR. KODU	KESİM OLÇ. mm	AKS. KODU
S55 J 01	L 502	51,5	502 L 201
S55 J 02	L 509	51,5	509 L 202
S55 J 03	L 508	50,5	508 L 203

**ORTA KAYIT PROFİLLERİ**

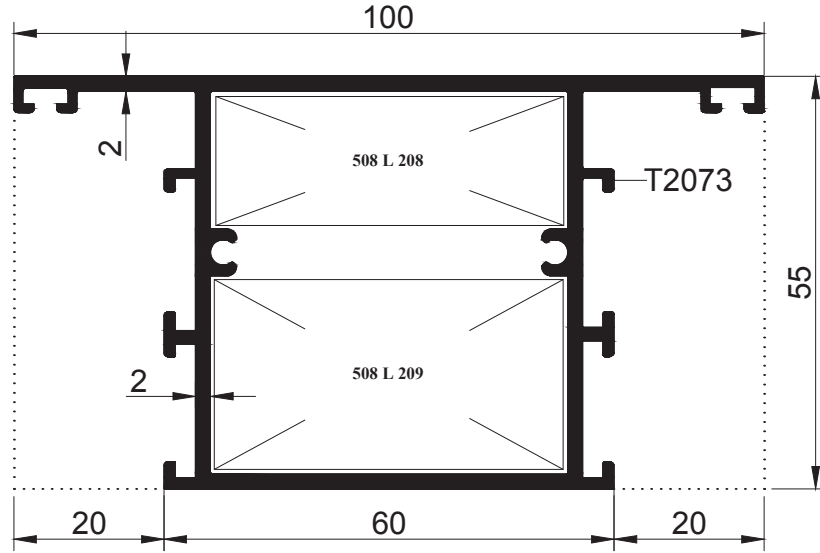
PR. KODU	AĞIRLIK (kg/mt)	Jxx (cm4)	Jyy (cm4)
S55 T 01	1.189	15.56	7.31
S55 T 02	1.372	20.38	22.90
S55 T 03	1.653	28.32	40.77



**S55 T 01**



**S55 T 02**

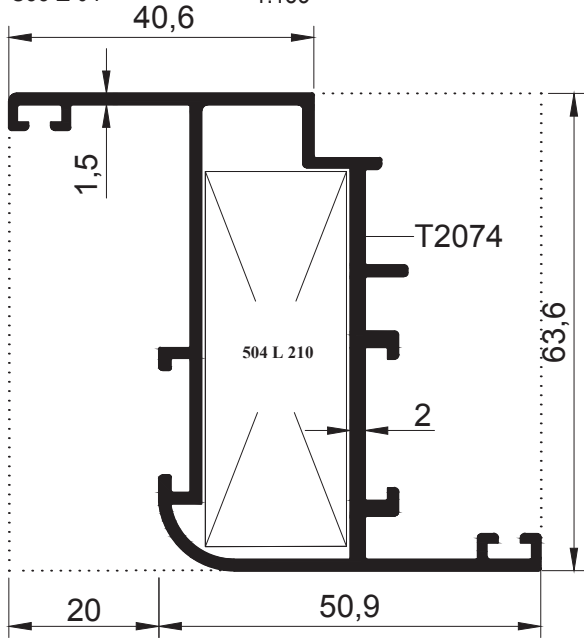


**S55 T 03**

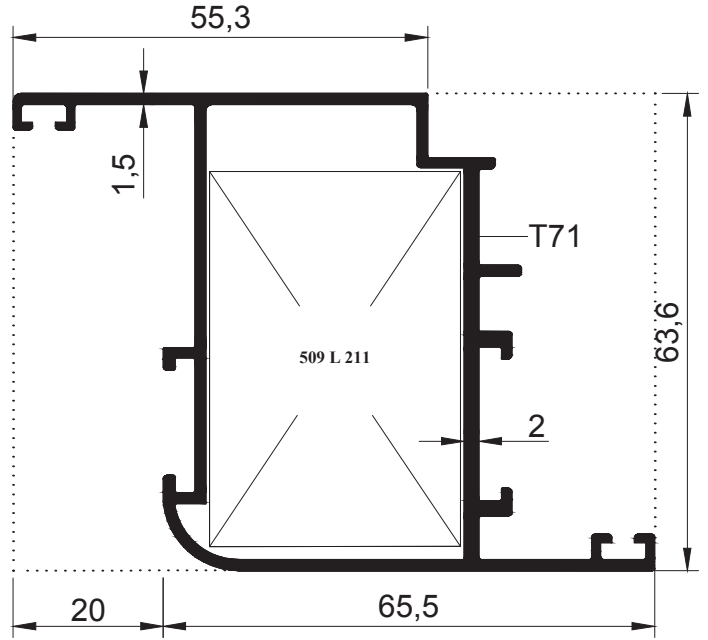
PROFİL KODU	KÖŞE PR. KODU	KESİM ÖLÇ. mm	AKS. KODU
S55 T 01	L 502	18,5	502 L 204
	L 502	26,5	502 L 205
S55 T 02	L 509	18,5	509 L 206
	L 509	26,5	509 L 207
S55 T 03	L 508	18,0	508 L 208
	L 508	26,0	508 L 209

**KANAT PROFİLLERİ**

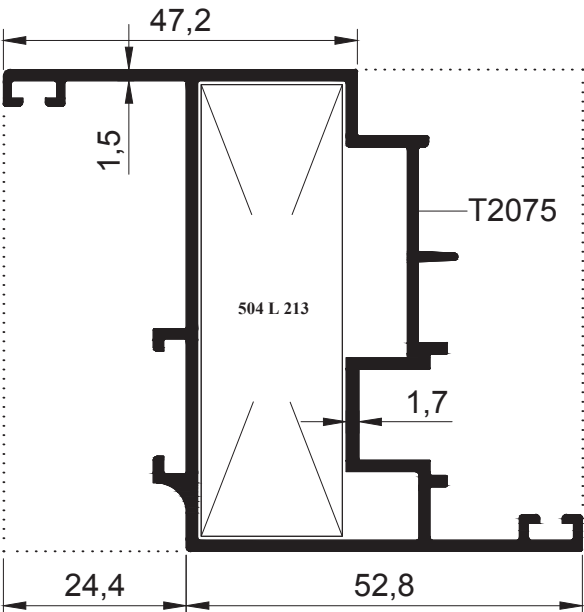
PR. KODU	AĞIRLIK (kg/mt)	Jxx (cm4)	Jyy (cm4)
S55 Z 01	1.140	22.37	10.52
S55 Z 02	1.271	26.43	20.76
S55 Z 03	1.305	28.32	26.85
S55 Z 04	1.183		



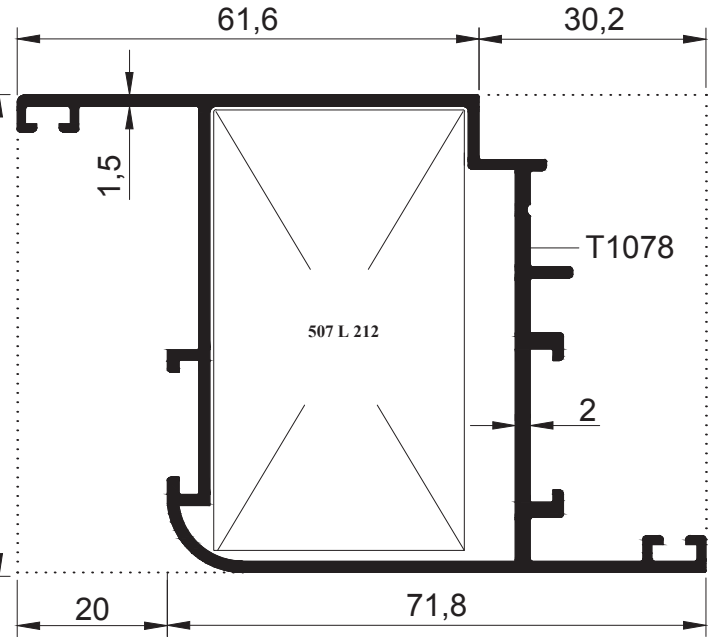
**S55 Z 01**



**S55 Z 02**



**S55 Z 04**

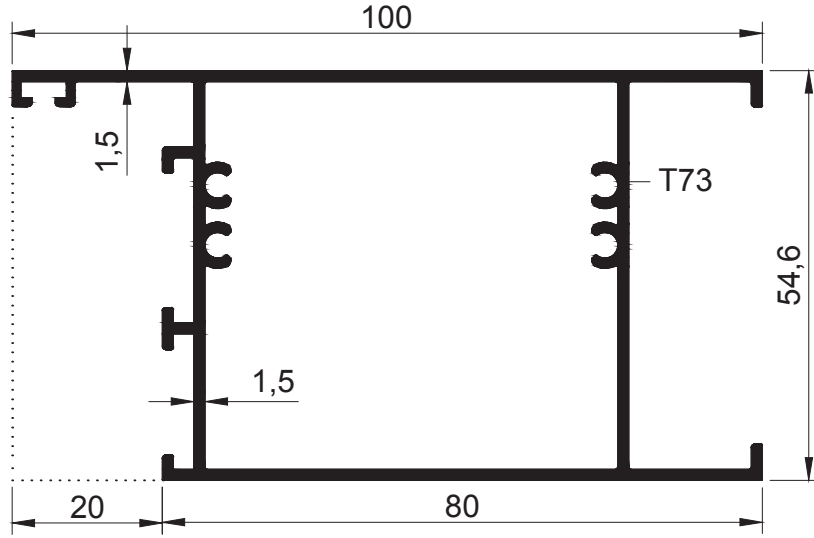


**S55 Z 03**

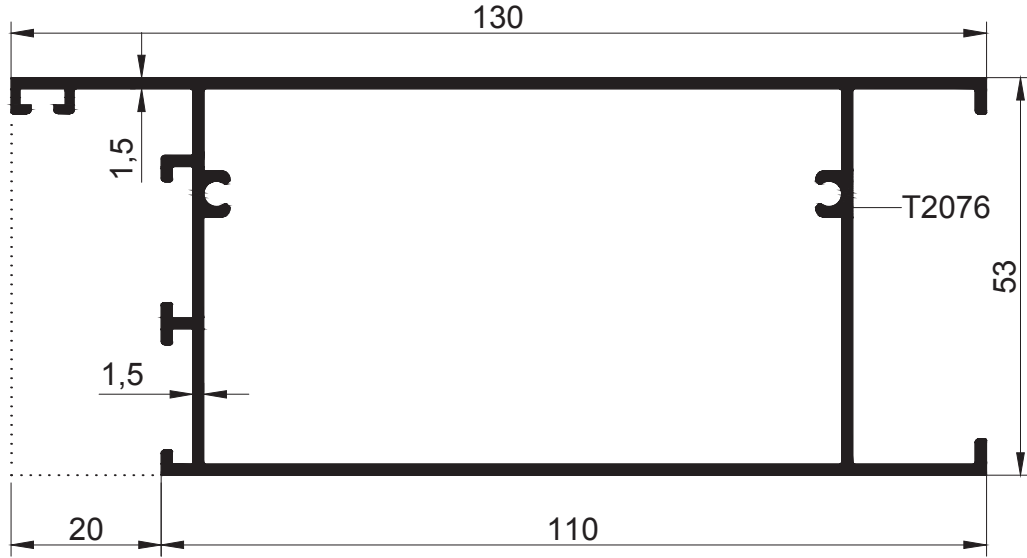
PROFİL KODU	KÖŞE PR. KODU	KESİM ÖLÇ. mm	AKS. KODU
S55 Z 01	L 504	50,0	504 L 210
S55 Z 02	L 509	50,0	509 L 211
S55 Z 03	L 507	50,0	507 L 212
S55 Z 04	L 504	61,0	504 L 213

**ETEK PROFİLLERİ**

PR. KODU	AĞIRLIK (kg/mt)	Jxx (cm <sup>4</sup> )	Jyy (cm <sup>4</sup> )
S55 Y 01	1.331	22.56	40.34
S55 Y 02	1.577	28.58	119.01



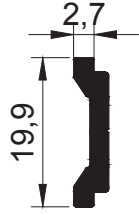
**S55 Y 01**



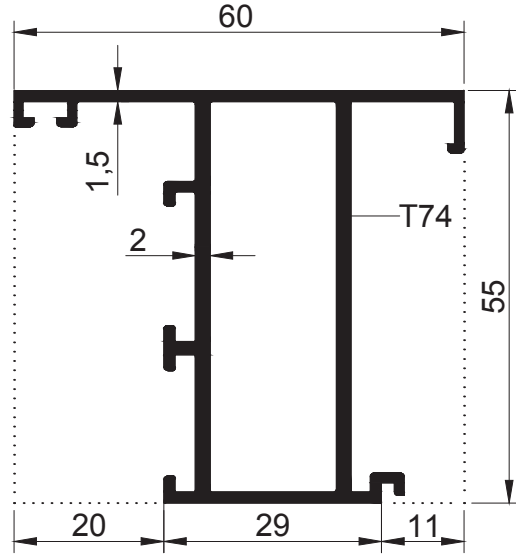
**S55 Y 02**

**ADAPTÖR PROFİLLERİ**

PR. KODU	AĞIRLIK (kg/mt)	Jxx (cm4)	Jyy (cm4)
S55 A 01	1.086	15.91	7.26
T 225	0.164		

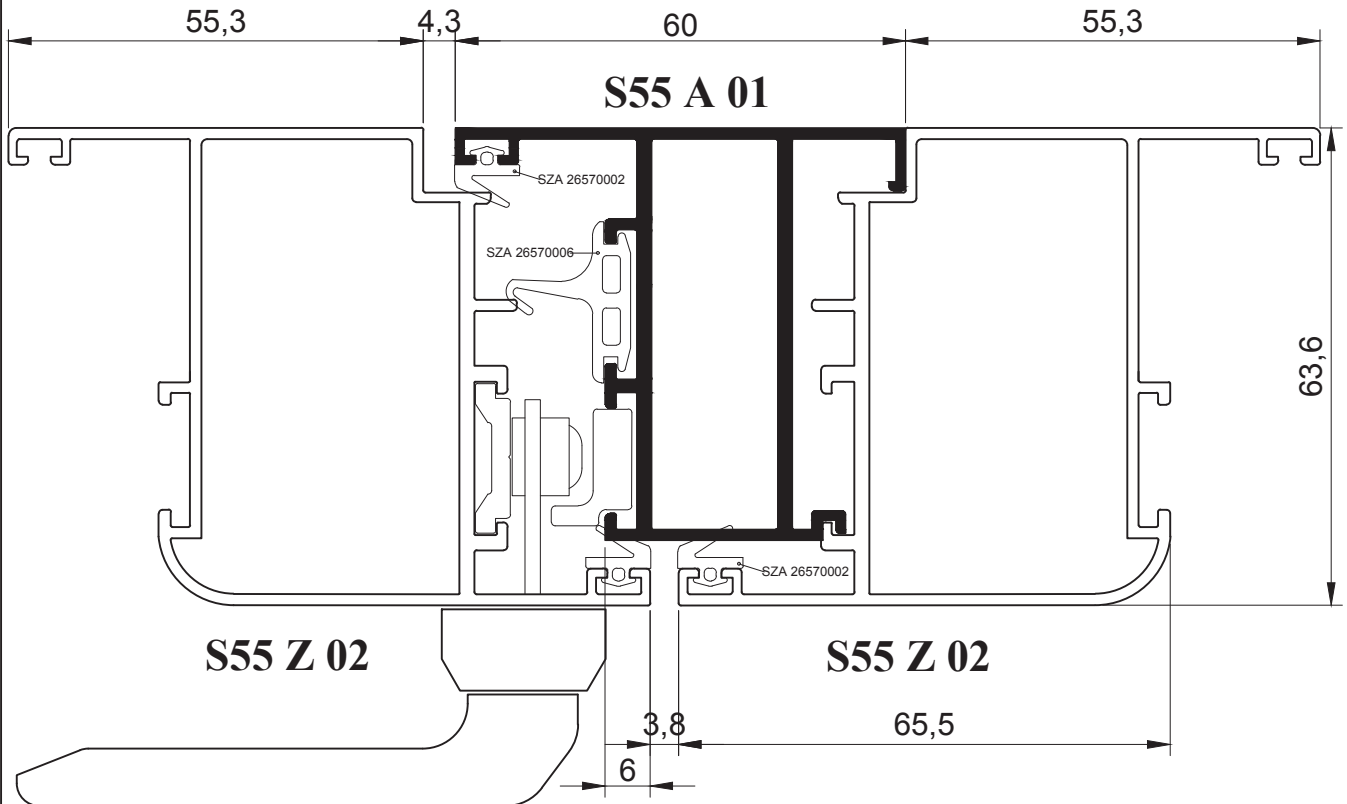


**T 225**



**S55 A 01**

**ADAPTÖR MONTAJ DETAYI**



**CAM ÇITA PROFİLLERİ**

PR. KODU

AĞIRLIK (kg/mt)

PR. KODU

AĞIRLIK (kg/mt)

T1046

0,230

T275

0,222

T206

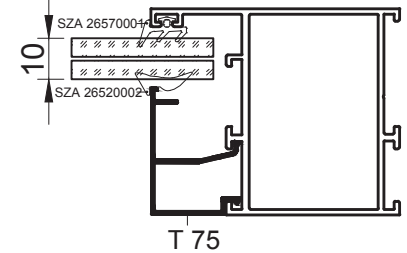
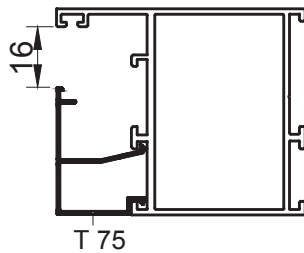
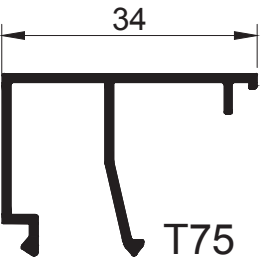
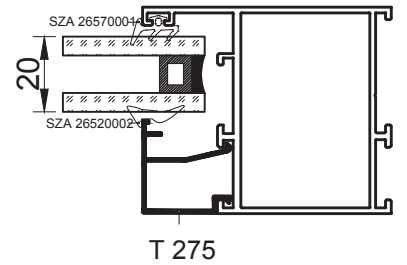
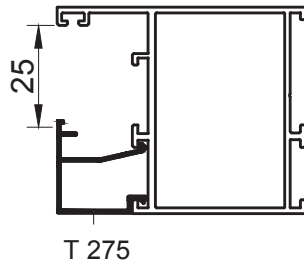
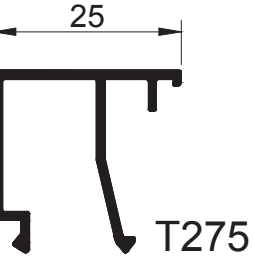
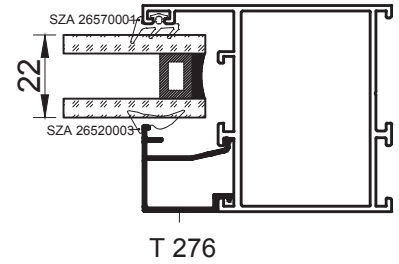
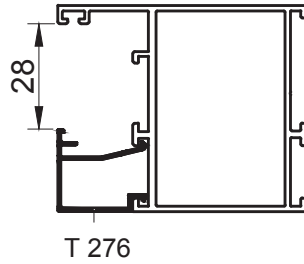
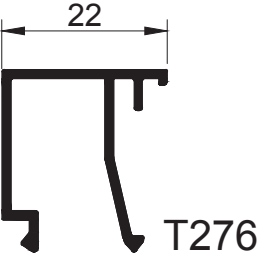
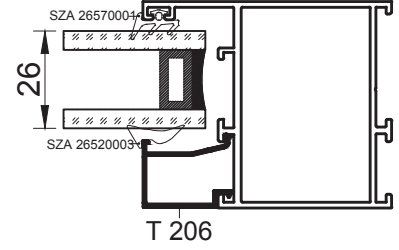
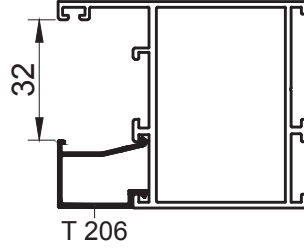
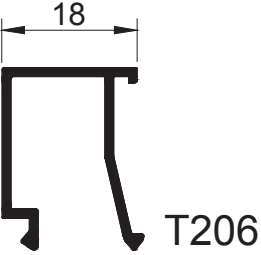
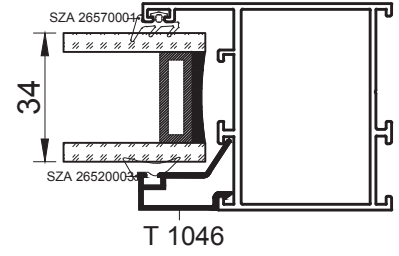
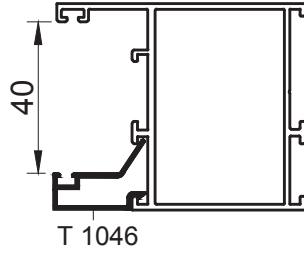
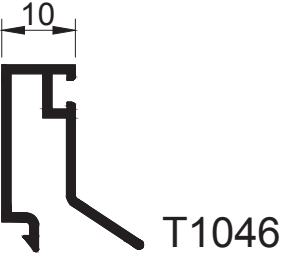
0,232

T75

0,222

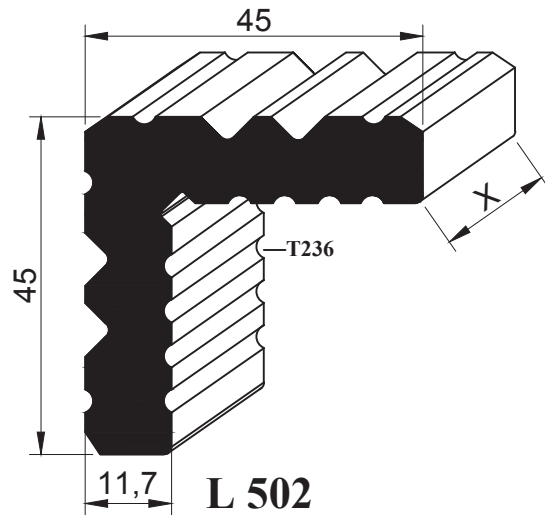
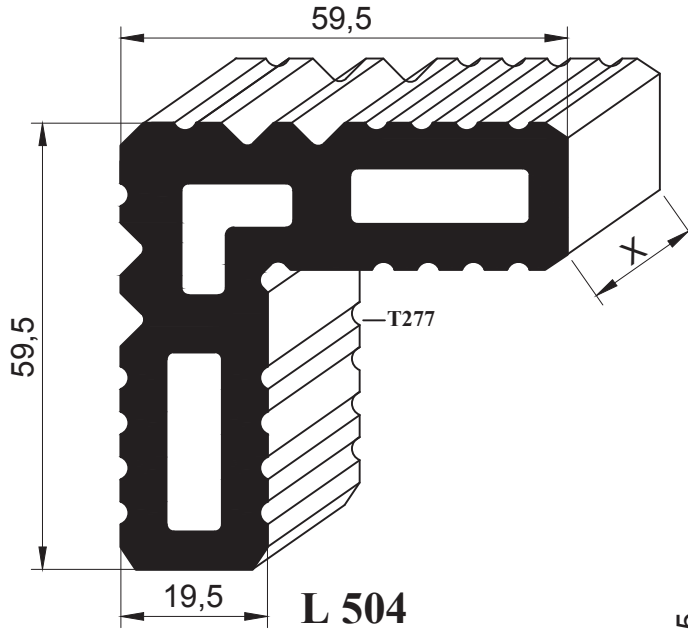
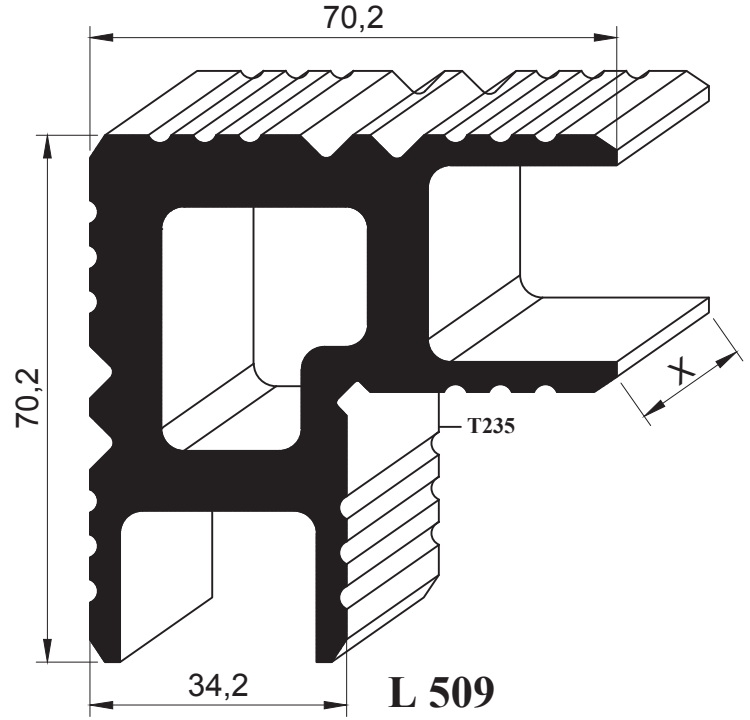
T276

0,270



**BAĞLANTI PROFİLLERİ**

PR. KODU	AĞIRLIK (kg/mt)
L 502	2,214
L 504	3,622
L 509	4,252



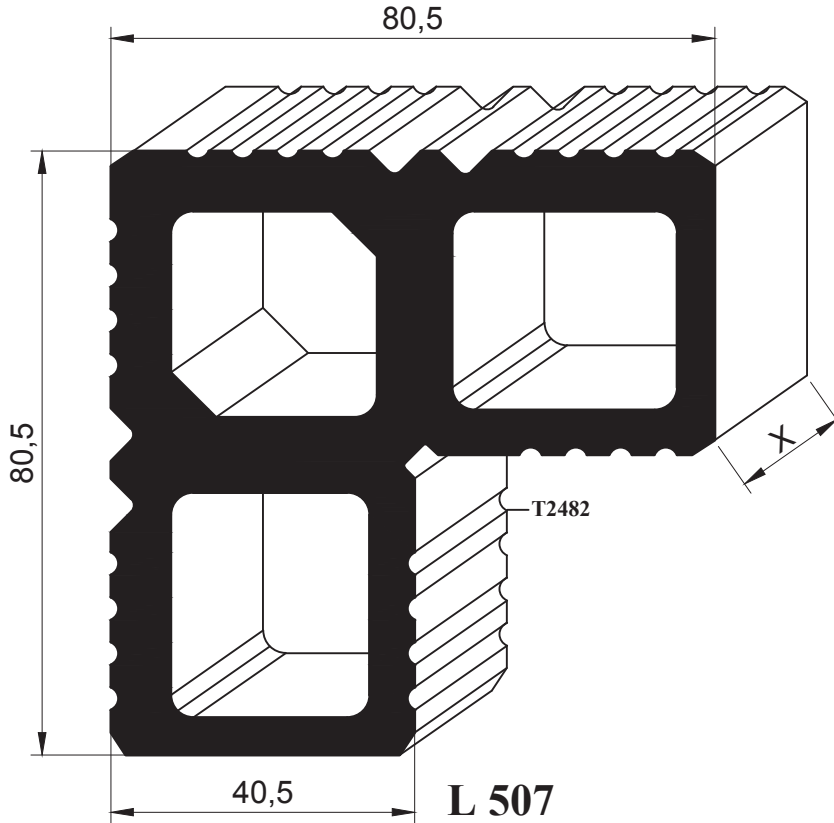
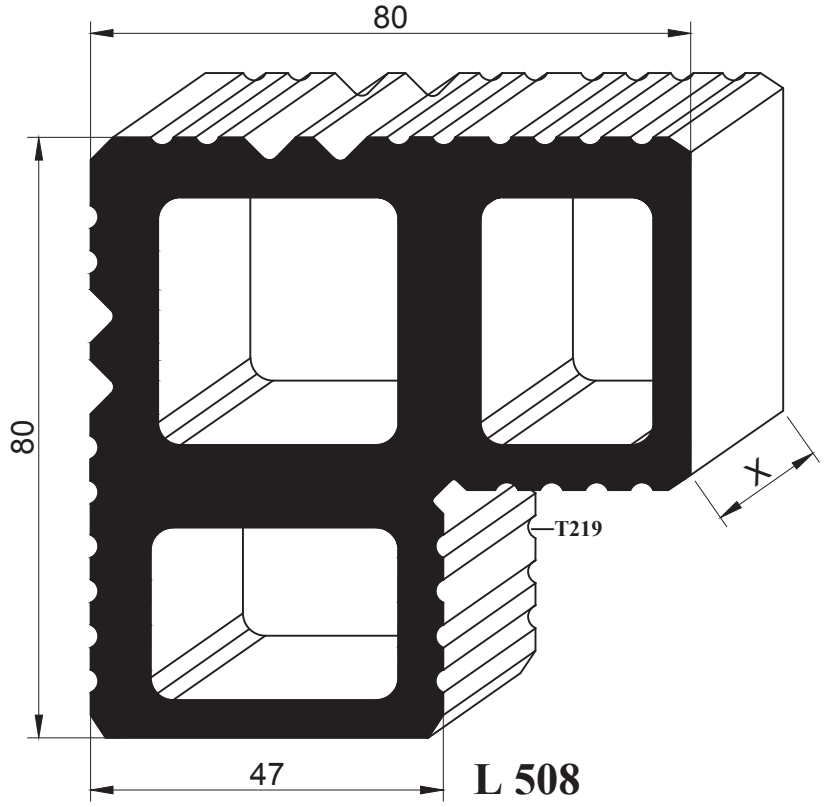


**BAĞLANTI PROFİLLERİ**



PR. KODU AĞIRLIK (kg/mt)

L 507 6,726




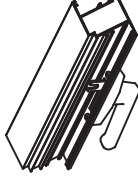



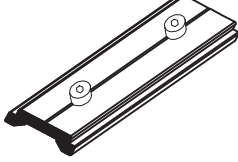

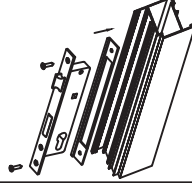

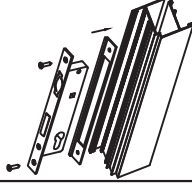



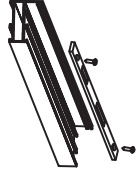
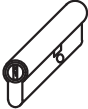

L 508 7,240




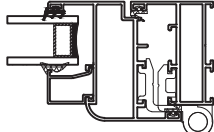

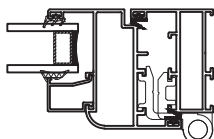

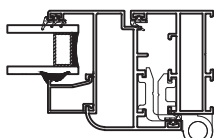

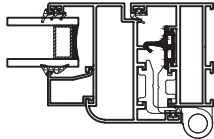




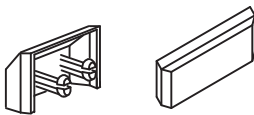
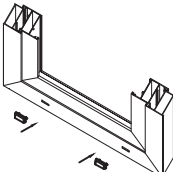
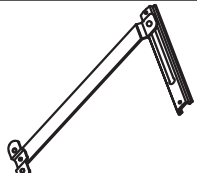
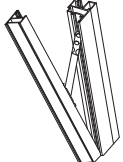
**BAĞLANTI KESİM ÖLÇÜLERİ**

PROFİL KODU	 KÖŞE PR. KODU	KESİM ÖLÇ. mm	 AKS. KODU
<b>S55 J 01</b>	<b>L 502</b>	51,5	<b>502 L 201</b>
<b>S55 J 02</b>	<b>L 509</b>	51,5	<b>502 L 202</b>
<b>S55 J 03</b>	<b>L 508</b>	50,5	<b>502 L 203</b>
<b>S55 T 01</b>	<b>L 502</b>	18,5	<b>502 L 204</b>
	<b>L 502</b>	26,5	<b>502 L 205</b>
<b>S55 T 02</b>	<b>L 509</b>	18,5	<b>509 L 206</b>
	<b>L 509</b>	26,5	<b>509 L 207</b>
<b>S55 T 03</b>	<b>L 508</b>	18,0	<b>508 L 208</b>
	<b>L 508</b>	26,0	<b>508 L 209</b>
<b>S55 Z 01</b>	<b>L 504</b>	50,0	<b>504 L 210</b>
<b>S55 Z 02</b>	<b>L 509</b>	50,0	<b>509 L 211</b>
<b>S55 Z 03</b>	<b>L 507</b>	50,0	<b>507 L 212</b>
<b>S55 Z 04</b>	<b>L 504</b>	61,0	<b>504 L 213</b>

**SİSTEM AKSESUARLARI**

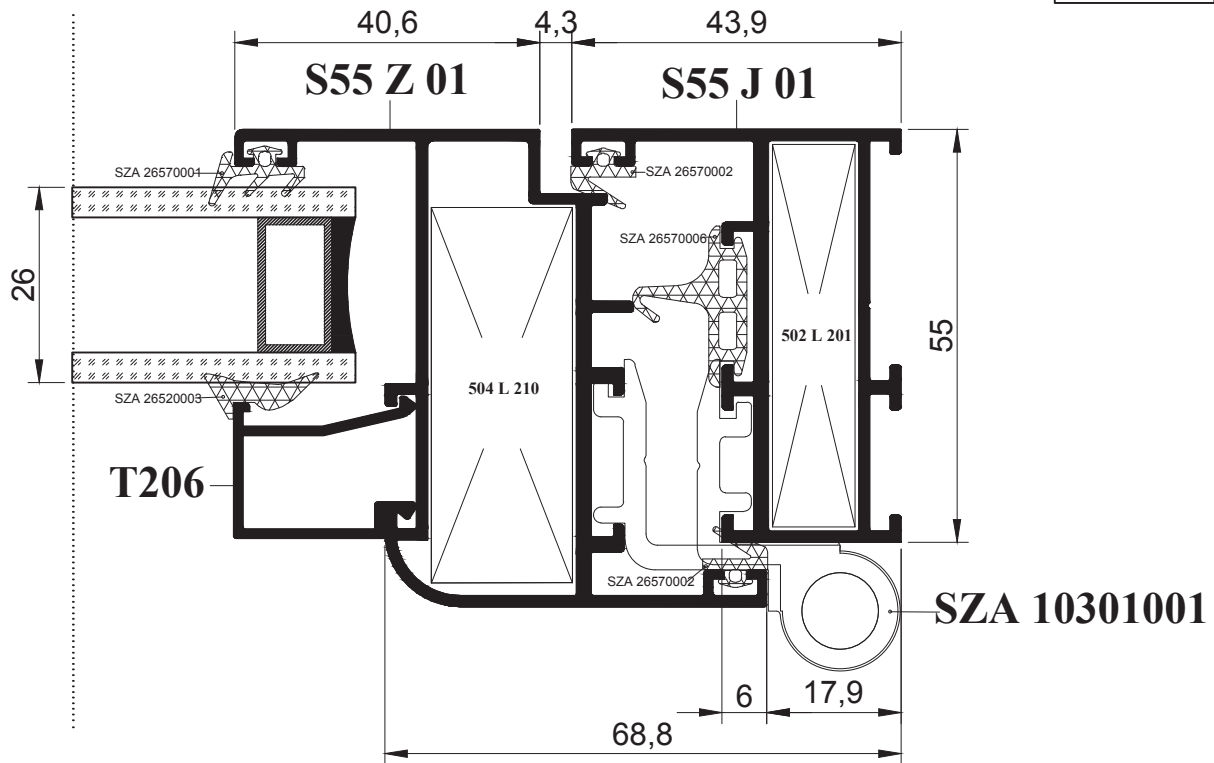
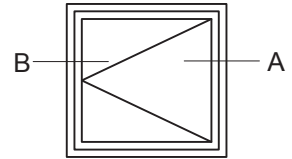
ÇİZİM	KOD	KULANIM YERİ
	SZ Isı menteşe ..... SZA 10301001	
	Eksenel kol ..... SZA 09108001	
	Ayarlı karşılık ..... SZA 52012001	
	Tij pimi ..... SZA 16007020	
	Dilli kilit 30 mm. ..... SZA 20111230	
	Makaralı kilit 30 mm. ..... SZA 20112230	
	Dilli kilit karşılık ..... SZA 18.02.20.01	
	Makaralı kilit karşılık ..... SZA 18.02.201.01	
	Barel ..... SZA 18102090	

**SİSTEM AKSESUARLARI**

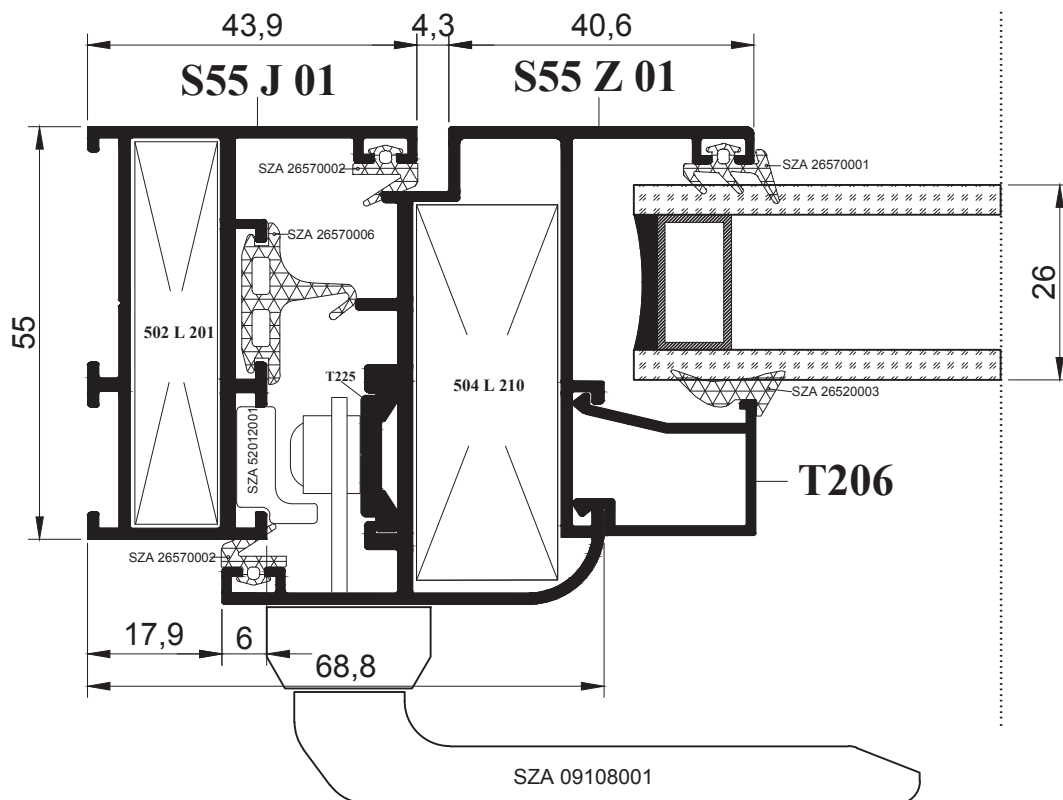
ÇİZİM	KOD	KULANIM YERİ
	TC-N1 Dış Cam fitili ..... SZA 26570001	
	TC-N2 Kanat fitili ..... SZA 26570002	
	İç Cam fitili ..... SZA 26520001- 1mm SZA 26520002- 2 mm SZA 26520003- 3 mm SZA 26520004- 4 mm SZA 26520005- 5 mm SZA 26520006- 6 mm	
	TC-N6 Tozluk fitili ..... SZA 26570006	
	Kapı altı fırçası ..... SZA 16002001	
	Savio Sürgü ..... SZA 14101001	
	Tahliye kapağı ..... SZA 16009001	
	Vasistas makas ..... SZA 58111301	

**SİSTEM MONTAJ DETAYI**

**A DETAYI**

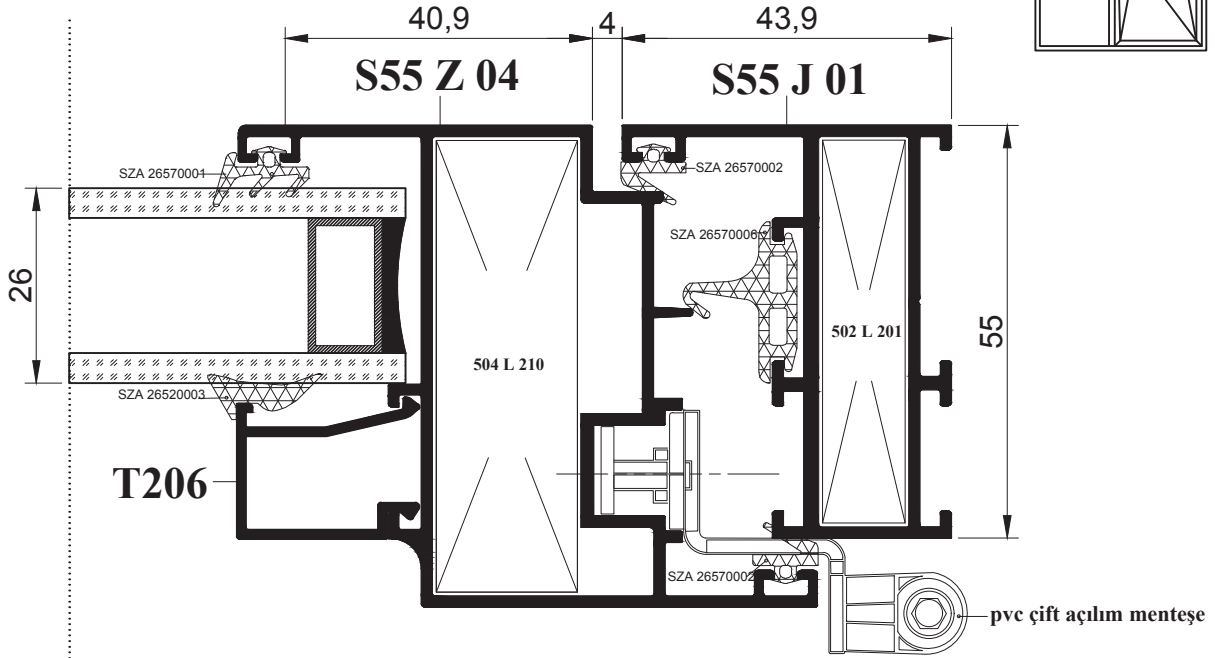


**B DETAYI**

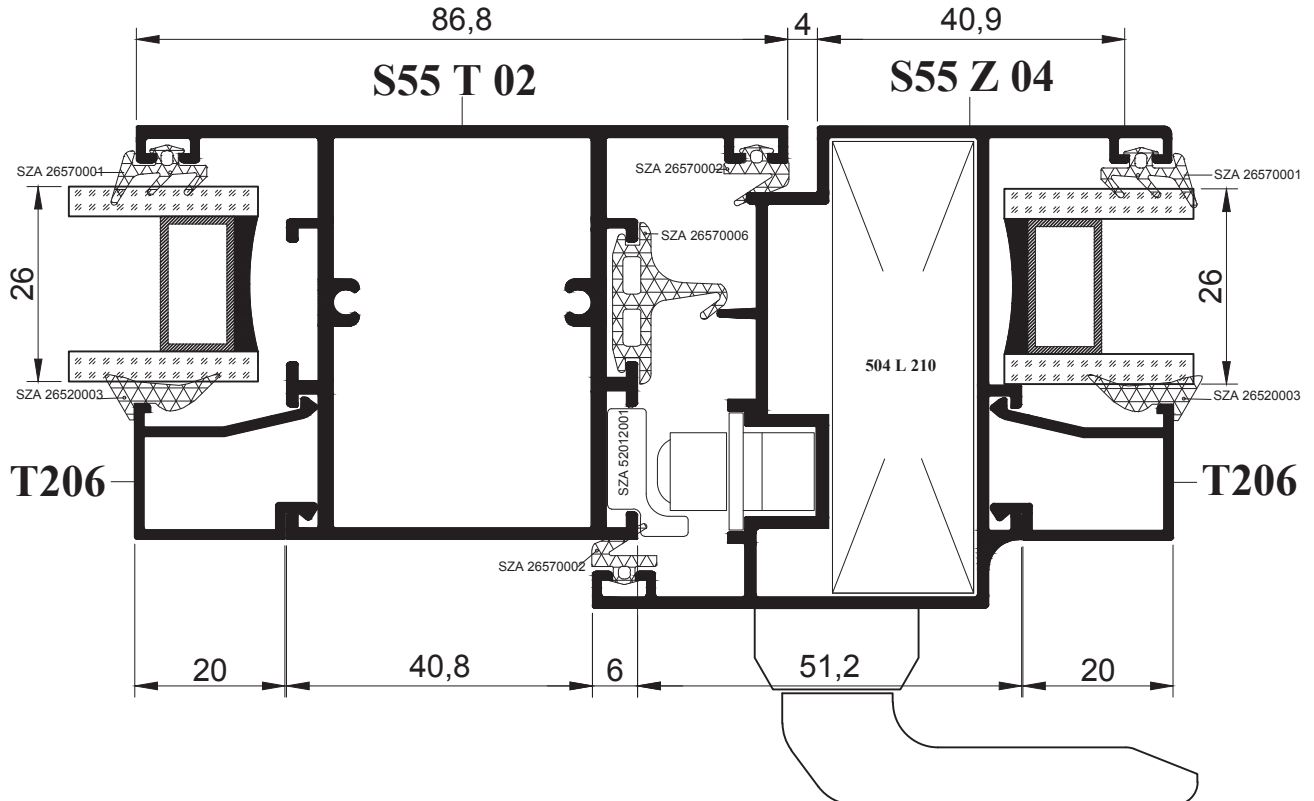


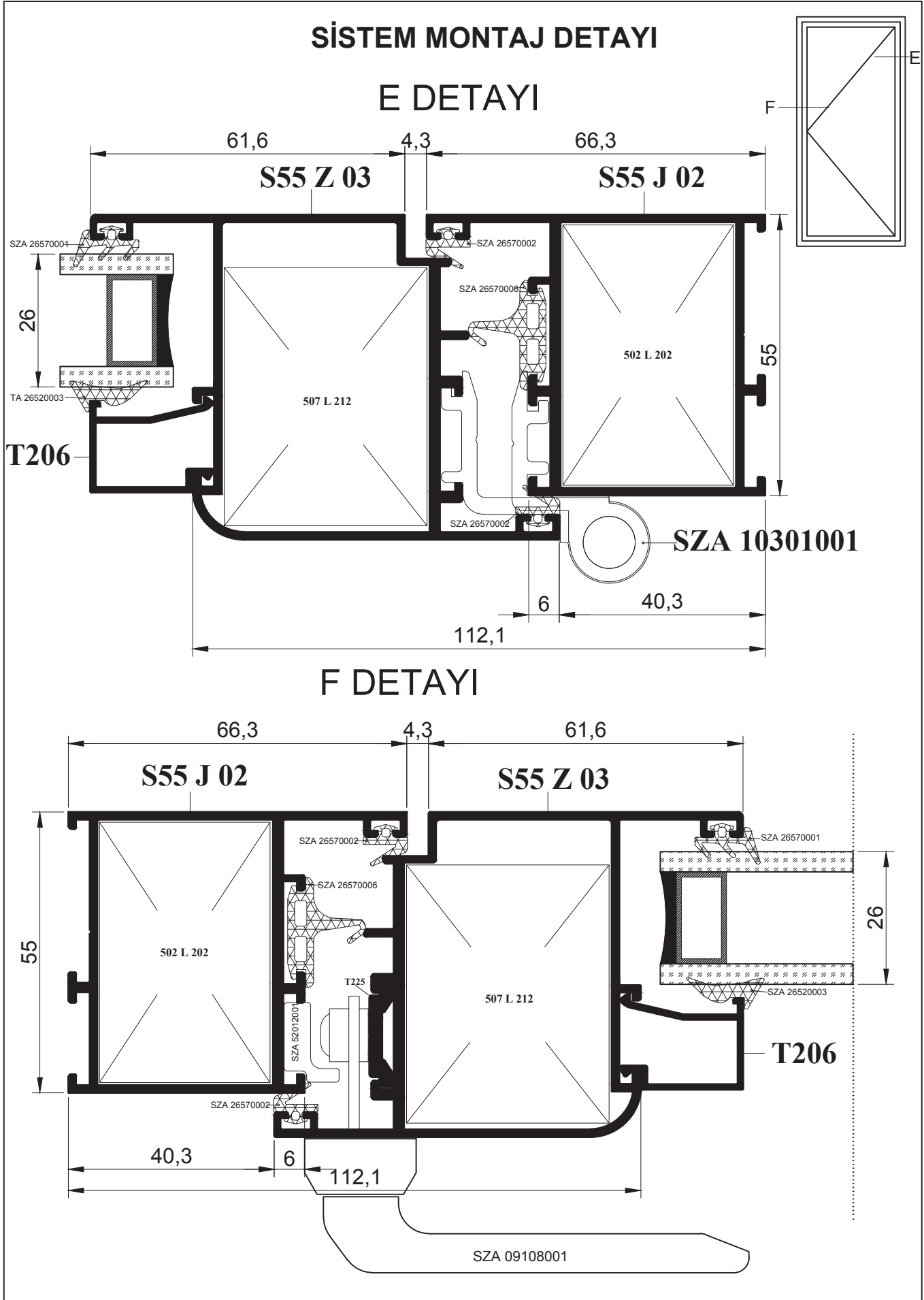
**SİSTEM MONTAJ DETAYI**

**C DETAYI**

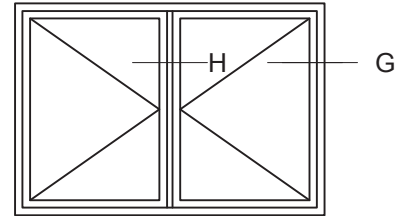


**D DETAYI**

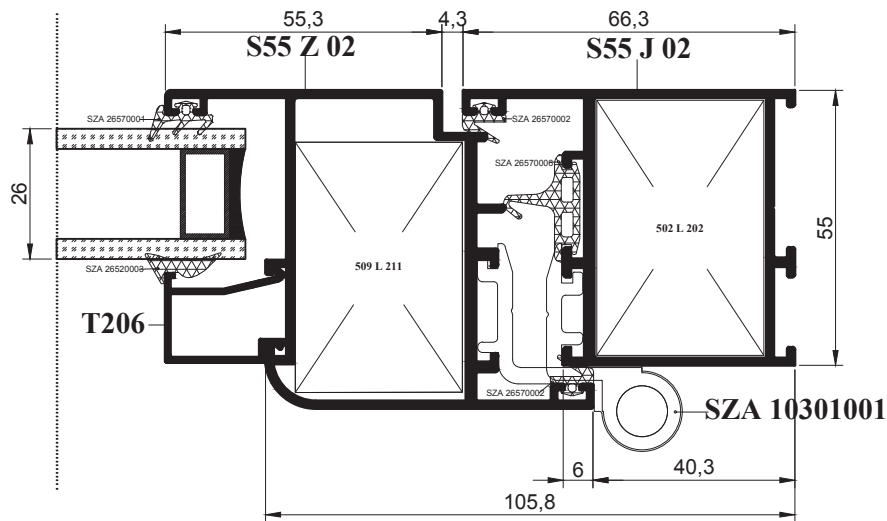




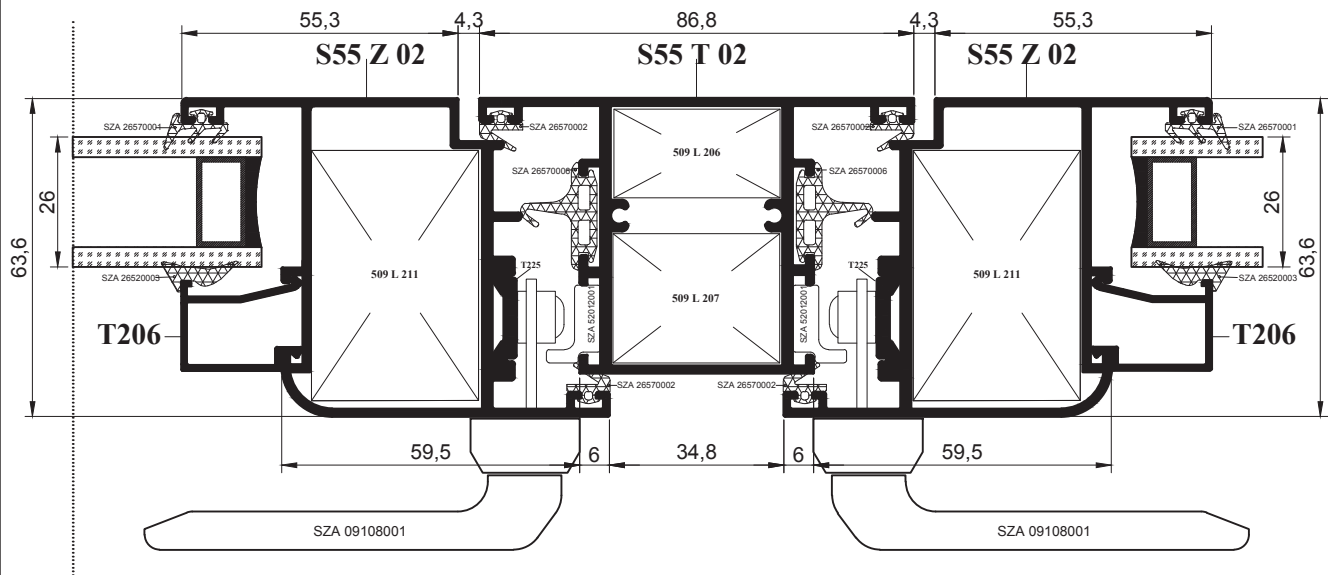
**SİSTEM MONTAJ DETAYI**




**G DETAYI**



**H DETAYI**

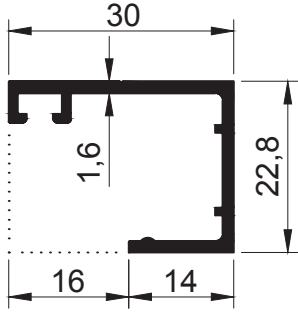




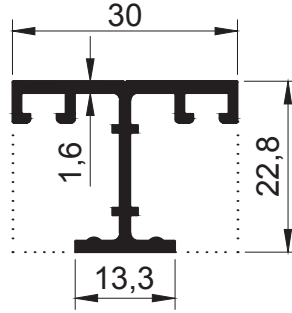


**SİSTEM PROFİLLERİ**

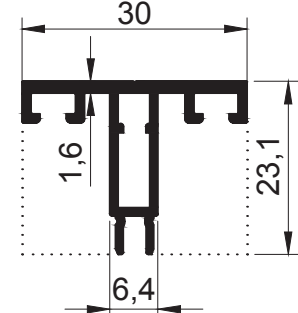
PR. KODU	AĞIRLIK (kg/mt)	PR. KODU	AĞIRLIK (kg/mt)
T-2048	0,195	T-2052	0,171
T-2049	0,345	T-2053	0,105
T-2050	0,307	T-2054	1,008
T-2051	0,336	T-2055	0,720



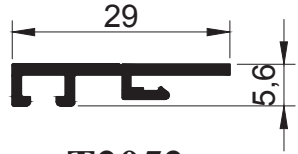
**T2050**



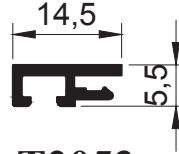
**T2051**




**T2049**



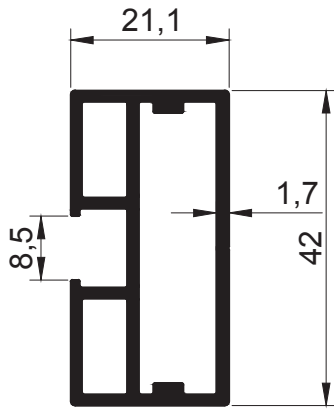
**T2052**



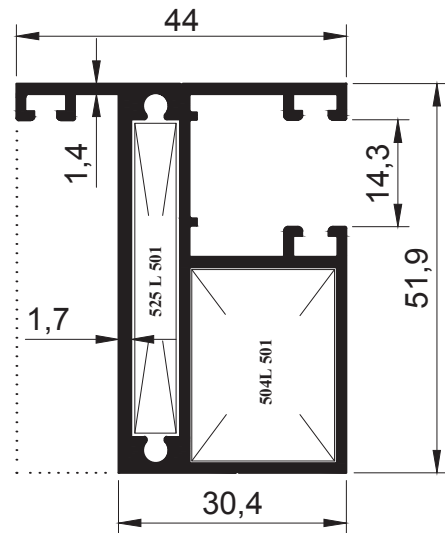
**T2053**



**T2048**



**T2055**

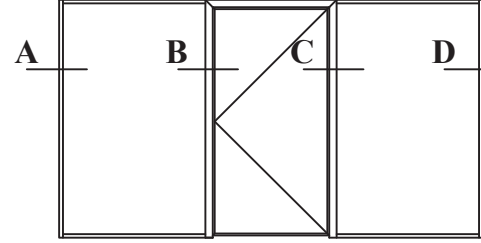
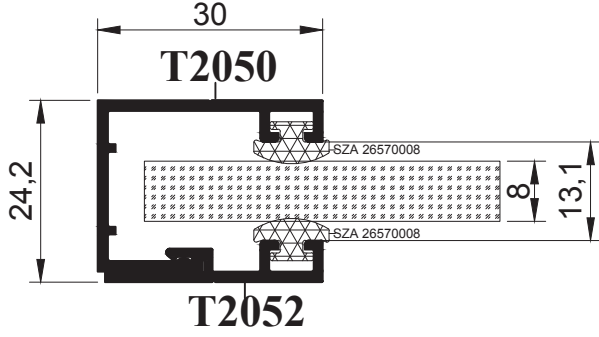


**T2054**

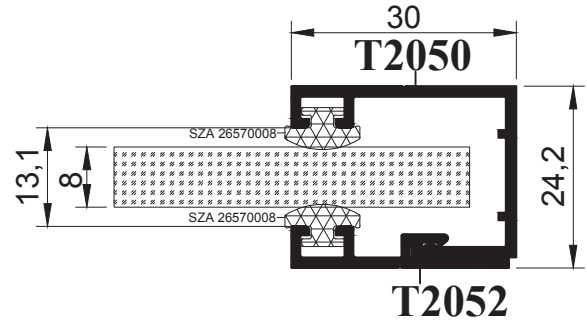
PROFİL KODU	KÖŞE PR. KODU	KESİM OLÇ. mm	AKS. KODU
T2054	L 525	42,0	525 L 501
T2054	L 504	25,8	504 L 501

**MONTAJ DETAYI**

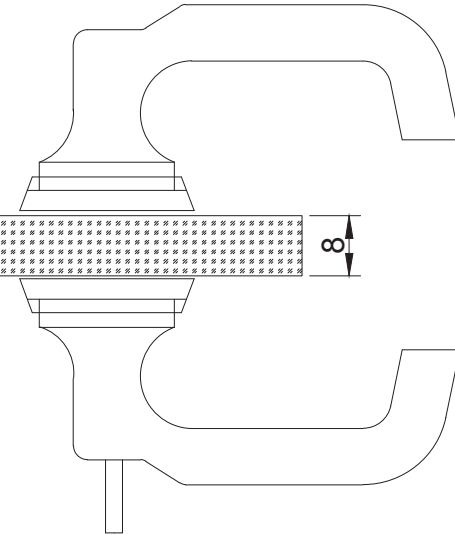
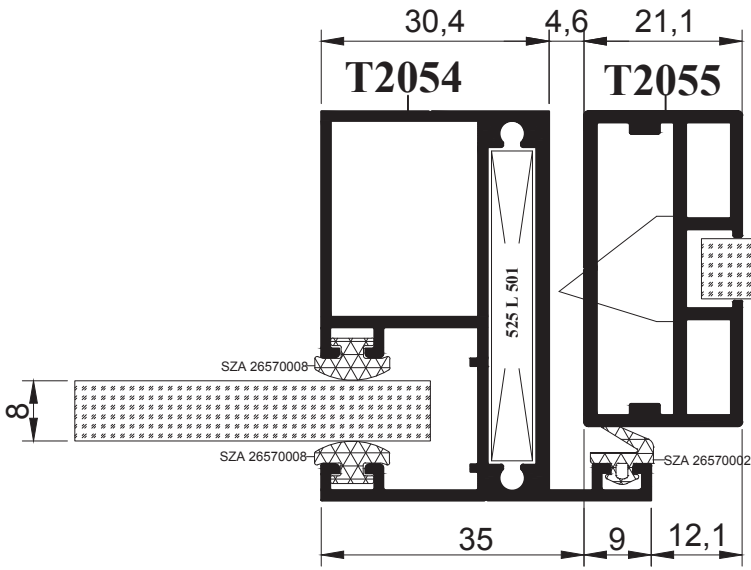
**A DETAYI**



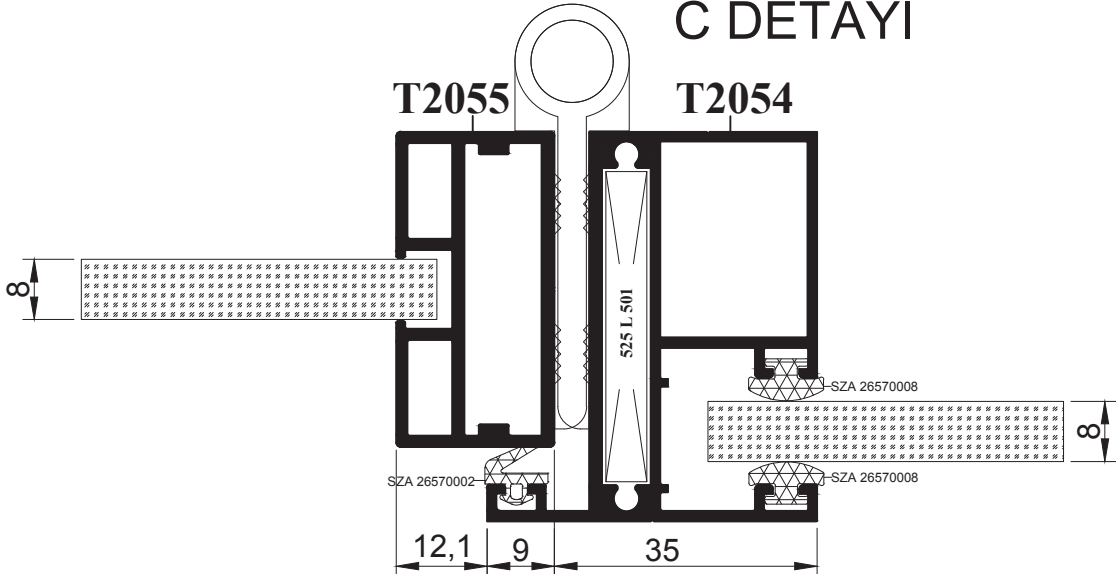
**D DETAYI**



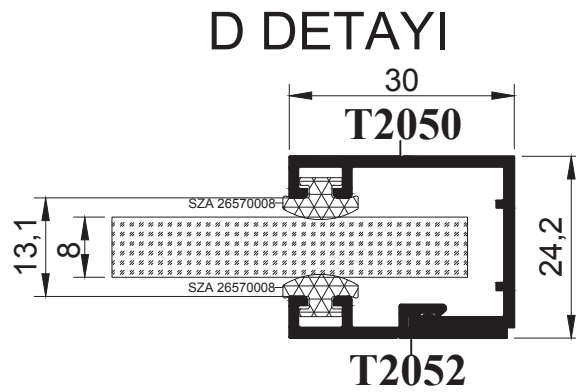
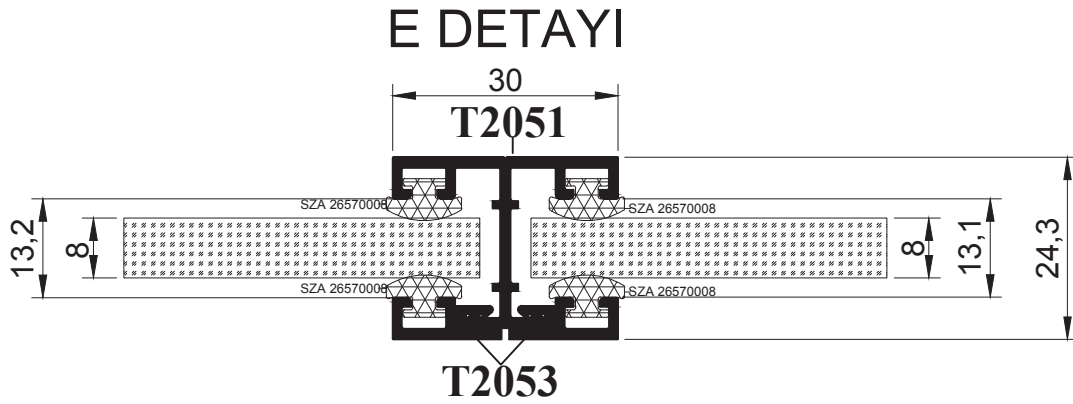
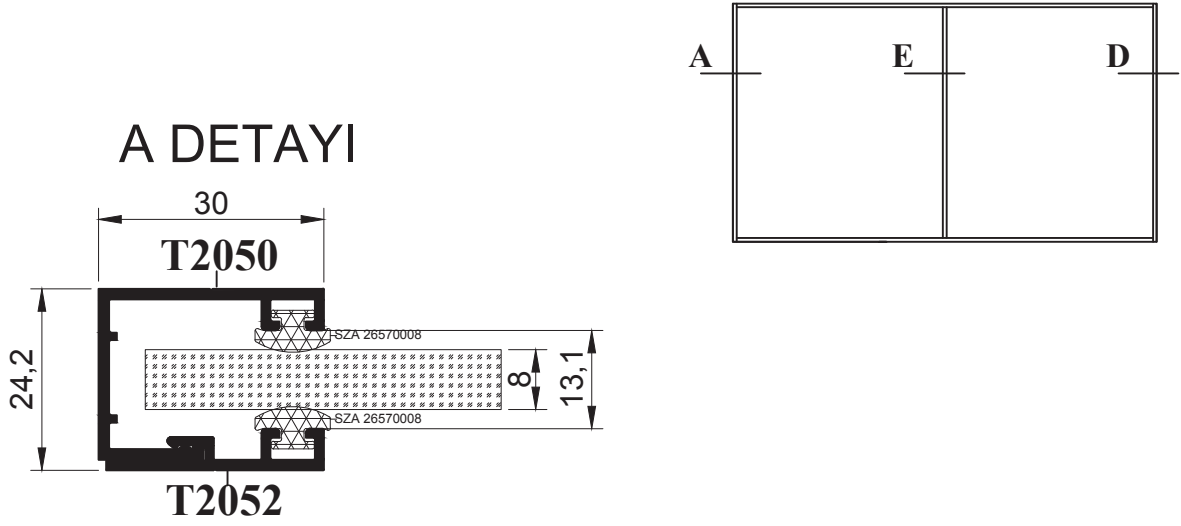
**B DETAYI**



**C DETAYI**



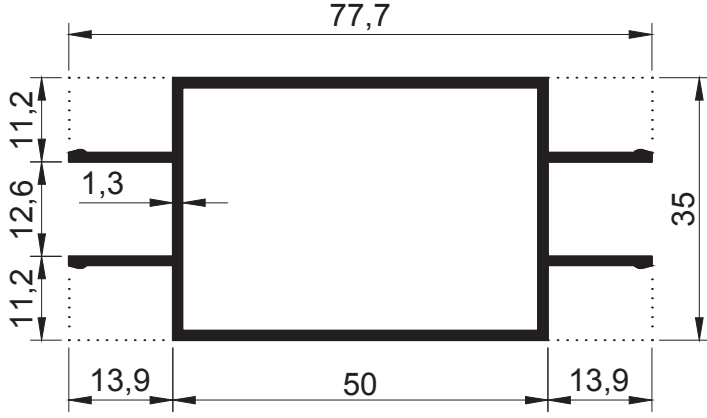
**MONTAJ DETAYI**



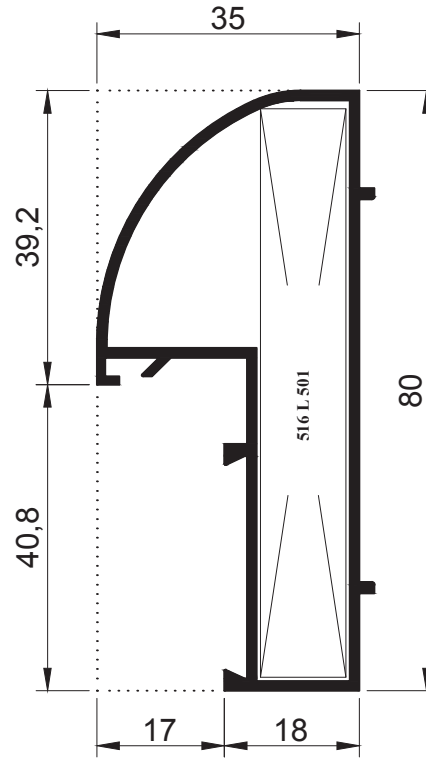
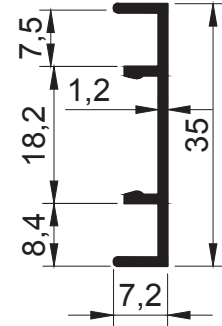
**SİSTEM PROFİLLERİ**

PR. KODU AĞIRLIK (kg/mt)

T 600	0,830
T 601	0,180
T 602	0,740



**T600**

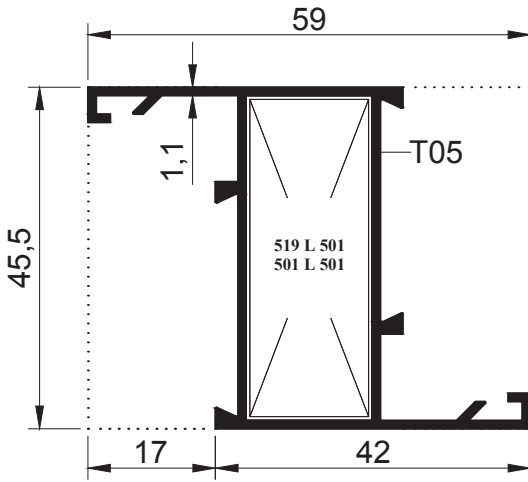


**T602**

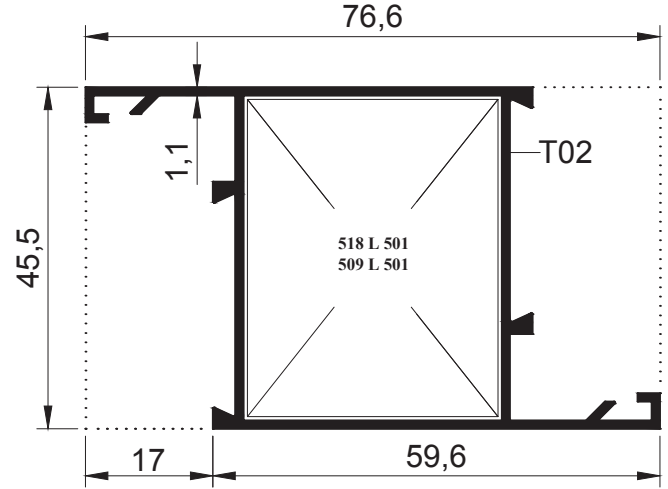
PROFİL KODU	KÖŞE PR. KODU	KESİM ÖLÇ. mm	AKS. KODU
<b>T602</b>	L.516	75,5	516 L.501

**KANAT PROFİLLERİ**

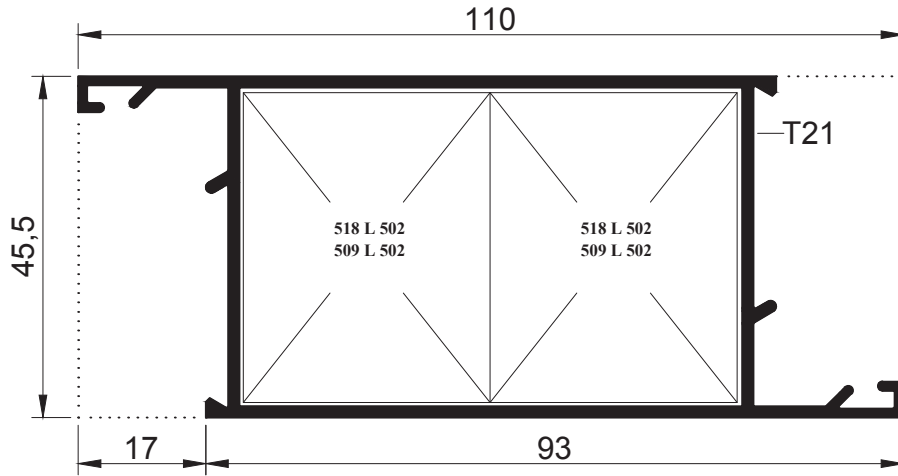
PR. KODU	AĞIRLIK (kg/mt)	PR. KODU	AĞIRLIK (kg/mt)
A45 Z 01	0,600	A45 Z 02-2,0	1,098
A45 Z 02-1,1	0,680	A45 Z 03	1,265
A45 Z 02-1,5	0,893		



**A45 Z 01**



**A45 Z 02-1,1  
A45 Z 02-1,5  
A45 Z 02-2,0**



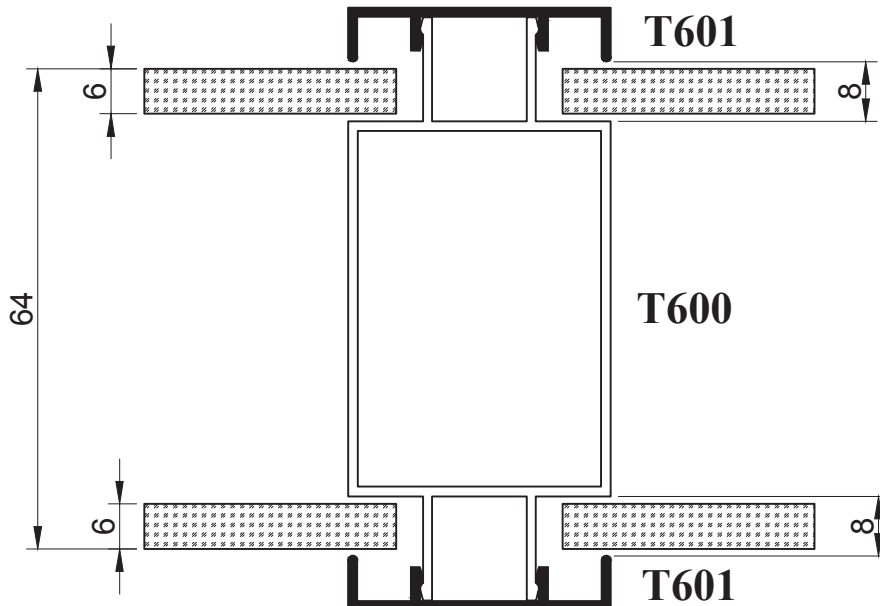
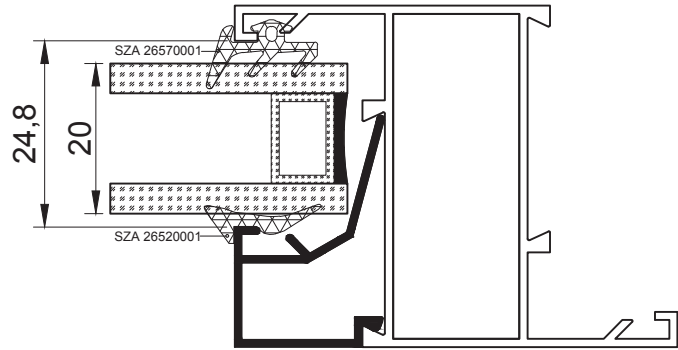
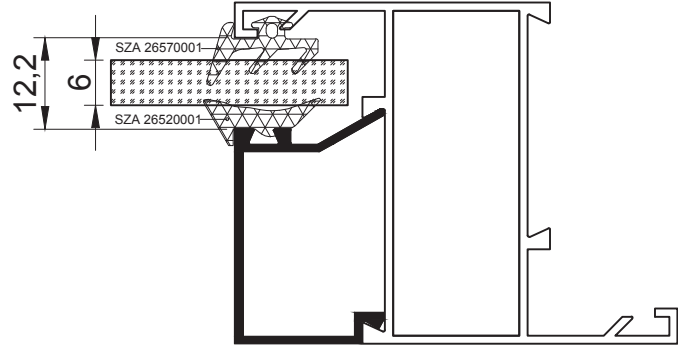
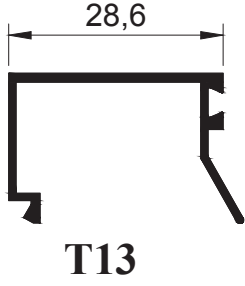
**A45 Z 03**

PROFIL KODU	KÖŞE PR. KODU	KESİM ÖLÇ. mm	AKS. KODU
A45 Z 01	L 501	43,0	501 L 501
	L 519	43,0	519 L 501
A45 Z 02	L 509	43,0	509 L 501
	L 518	43,0	518 L 501
A45 Z 03	L 509	42,0	509 L 502
	L 518	42,0	518 L 502

**CAM ÇITA PROFİLLERİ**

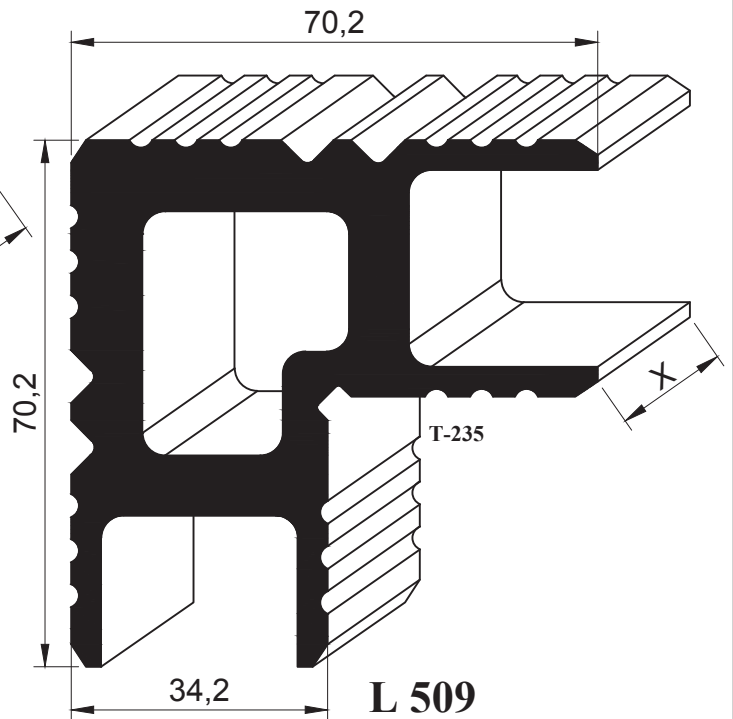
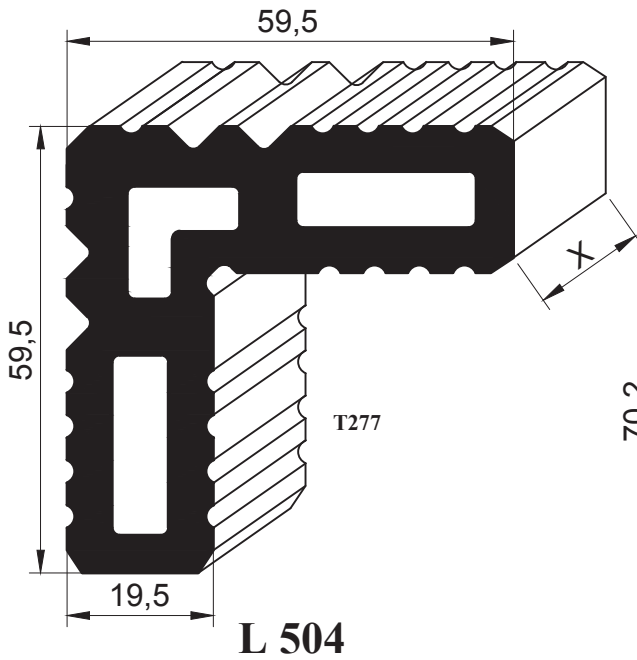
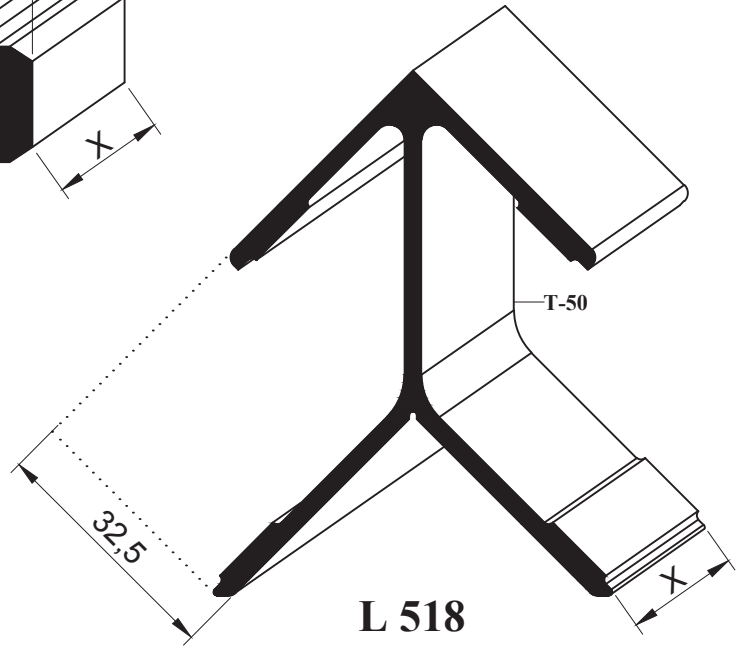
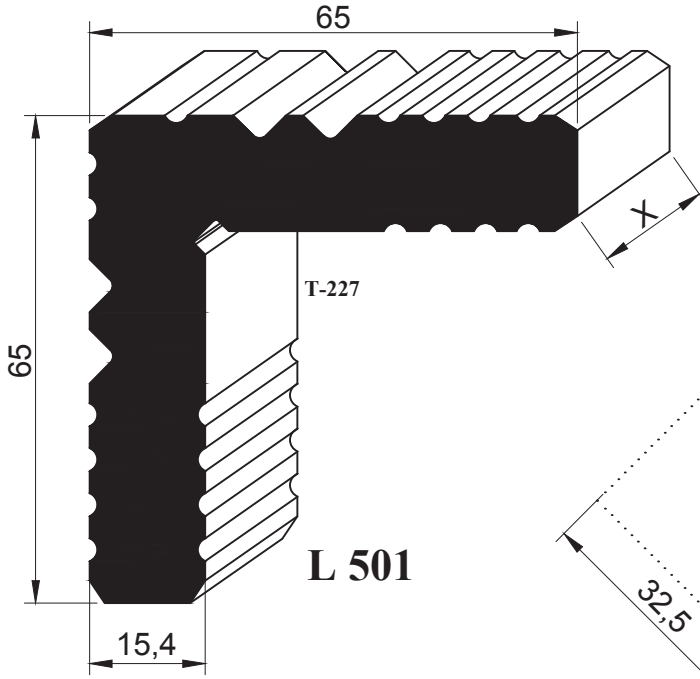
PR. KODU                      AĞIRLIK (kg/mt)

T13	0,205
T14	0,215



**BAĞLANTI PROFİLLERİ**

PR. KODU	AĞIRLIK (kg/mt)	PR. KODU	AĞIRLIK (kg/mt)
L501	4,460	L509	4,255
L518	1,230	L504	3,622

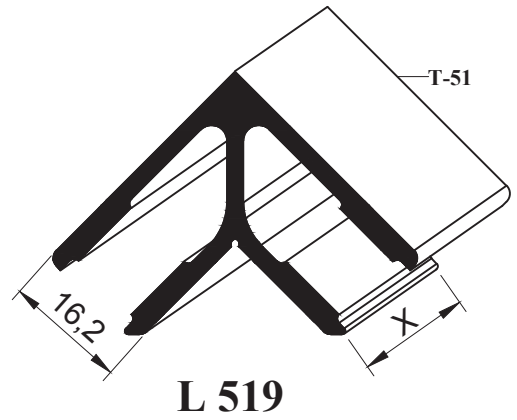
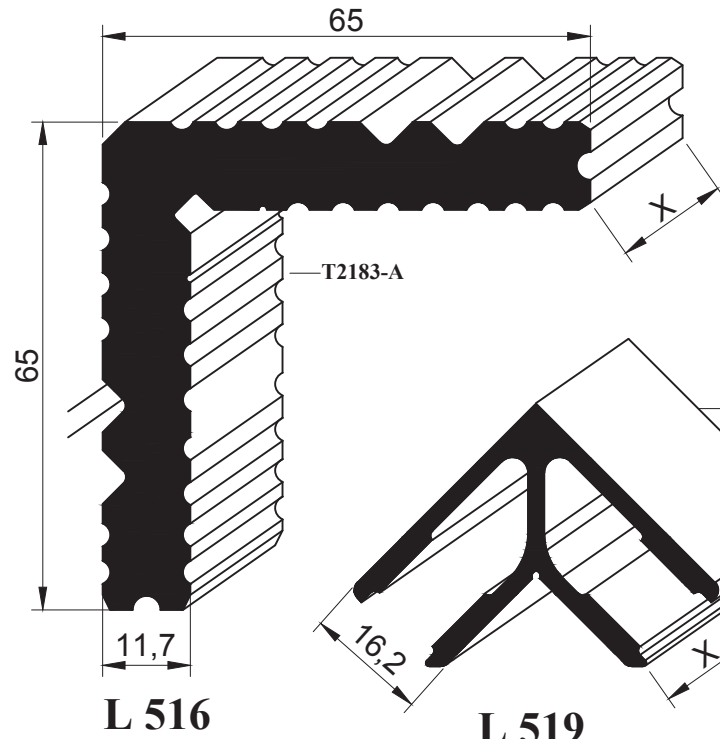
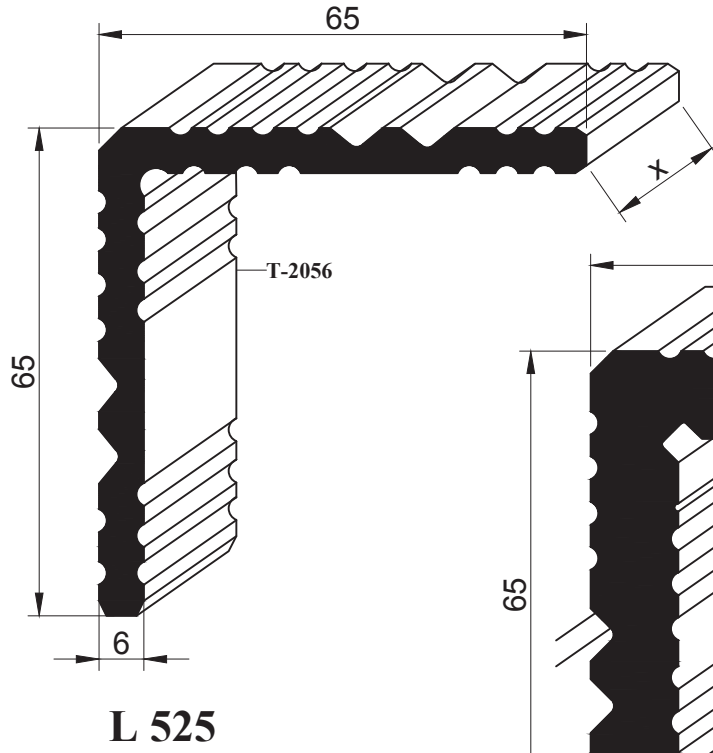




**BAĞLANTI PROFİLLERİ**

PR. KODU AĞIRLIK (kg/mt)

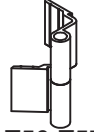
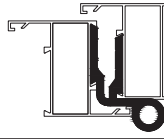
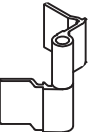
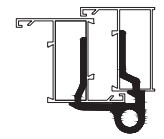

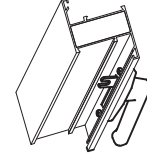

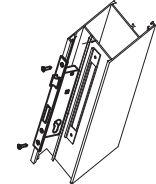
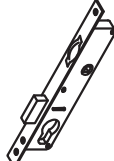
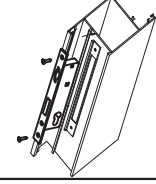




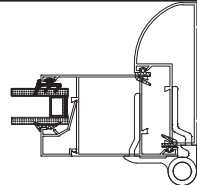
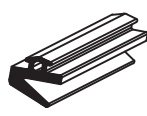
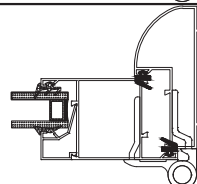

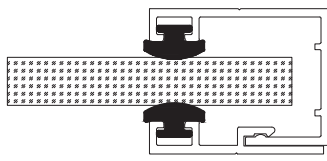
L516	3,362
L525	1,721
L519	0,620



**BAĞLANTI KESİM ÖLÇÜLERİ**

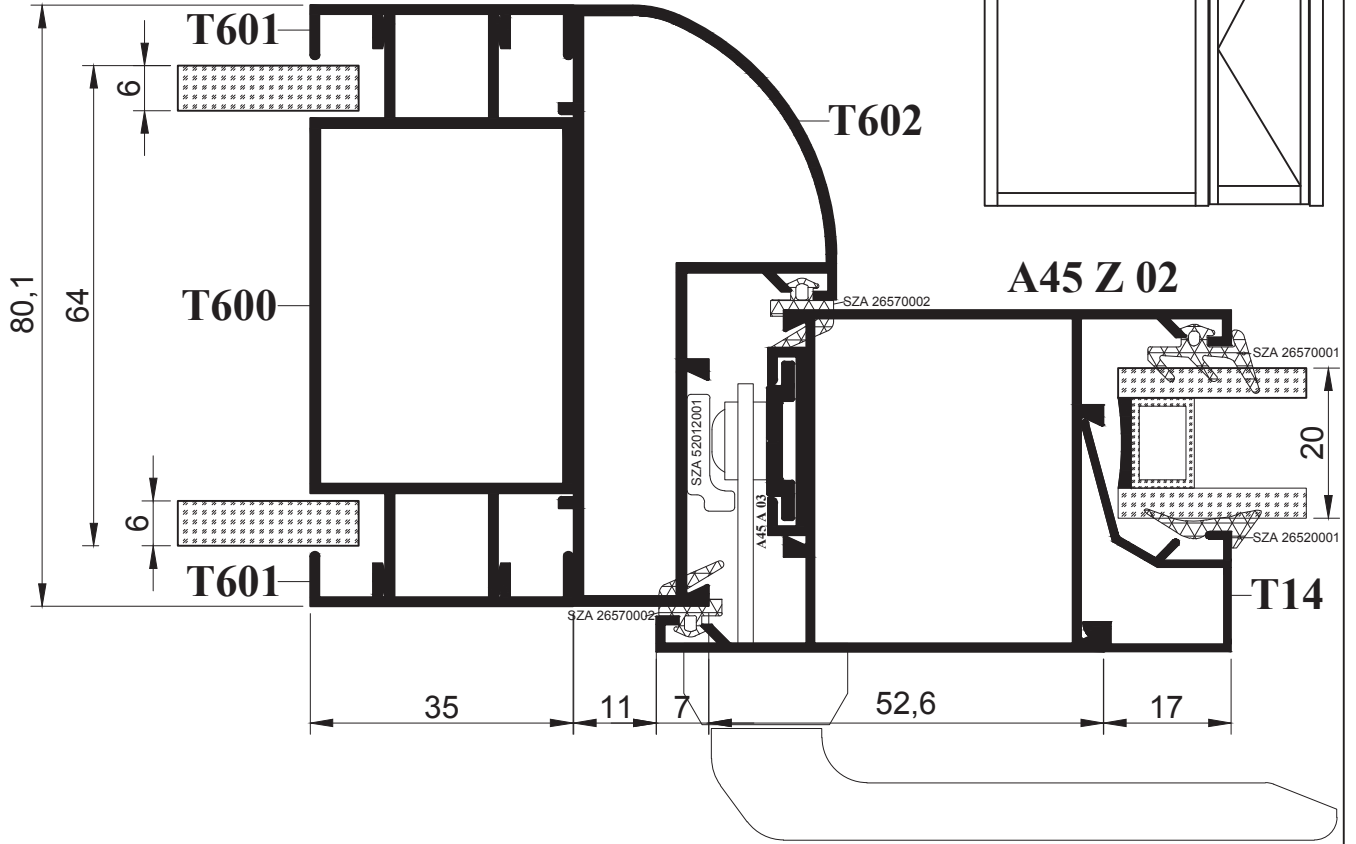
PROFİL KODU	KÖŞE PR. KODU	KESİM ÖLÇ. mm	AKS. KODU
<b>A45 Z 01</b>	L 501	43,0	501 L 501
	L 519	43,0	519 L 501
<b>A45 Z 02</b>	L 509	43,0	509 L 501
	L 518	43,0	518 L 501
<b>A45 Z 03</b>	L 509	42,0	509 L 502
	L 518	42,0	518 L 502
<b>T2054</b>	L 525	42,0	525 L 501
<b>T2054</b>	L 504	25,8	504 L 501

**SİSTEM AKSESUARLARI**

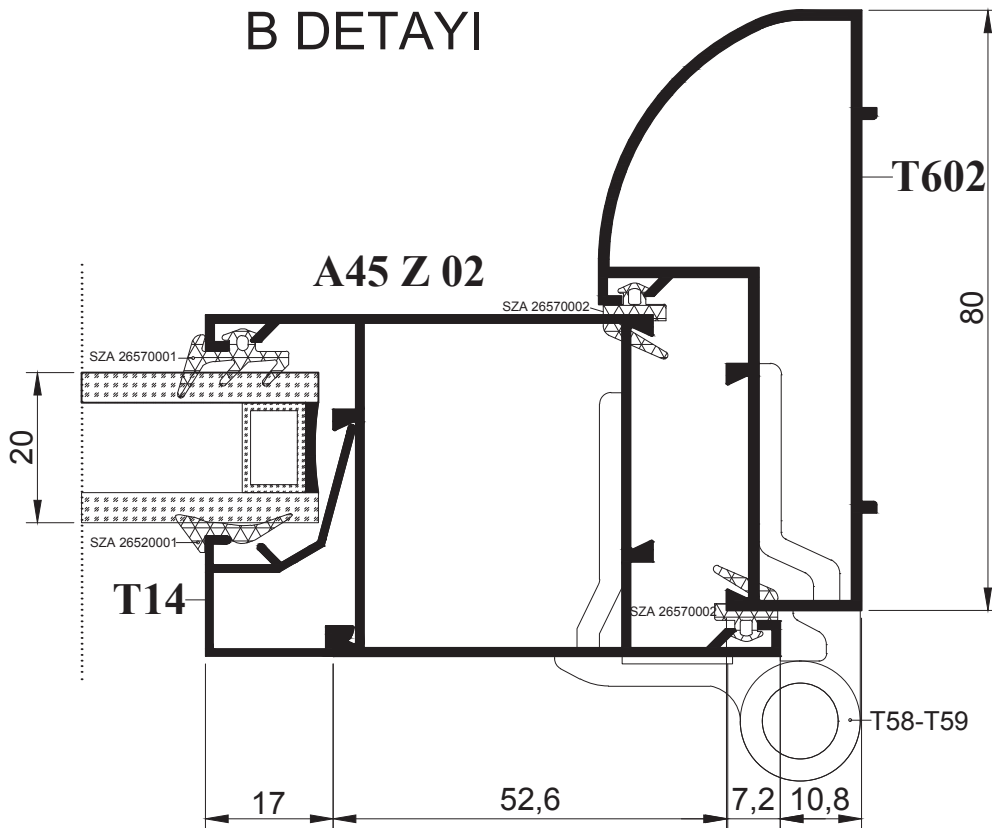
ÇİZİM	KOD	KULANIM YERİ
 T56-T57	Aldoks Bursa Mentеше ..... SZA 10103001	
 T58-T59	Aldoks Fugalı menteşe ..... SZA 10105001	
	Eksenel kol ..... SZA 09108001	
	Dilli kilit 25 mm. ..... SZA 20111225	
	Makaralı kilit 25 mm. ..... SZA 20112225	
	Dilli kilit karşılık ..... SZA 12101001	
	Makaralı kilit karşılık ..... SZA 12102001	
	TC-N1 Dış Cam fitili ..... SZA 26570001	
	TC-N2 Kanat fitili ..... SZA 26570002	
	TC-N8 Cam fitili ..... SZA 26570008	

**MONTAJ DETAYI**

**A DETAYI**



**B DETAYI**



A series of horizontal dotted lines for writing notes.



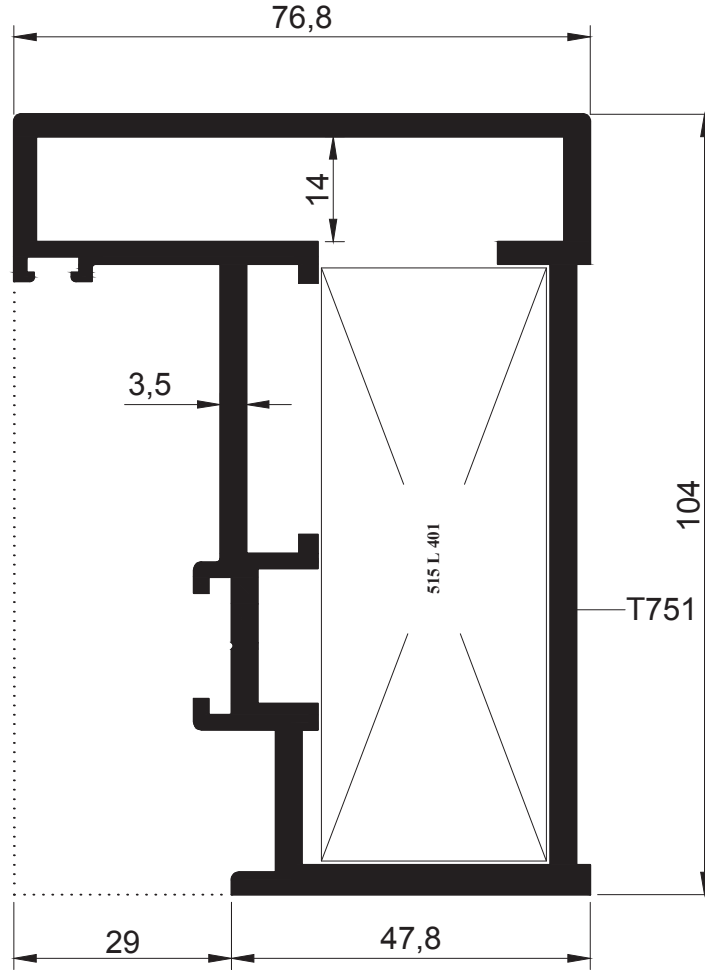
**BALİSTİK SİSTEM KASA PROFİLİ**

PR. KODU

AĞIRLIK (kg/mt)

100 J 01

3.590



**SZB100 J 01**

PROFİL KODU	KÖŞE PR. KODU	KESİM Ölç. mm	AKS. KODU
SZB100 J 01	L 515	79,5	515 L 401

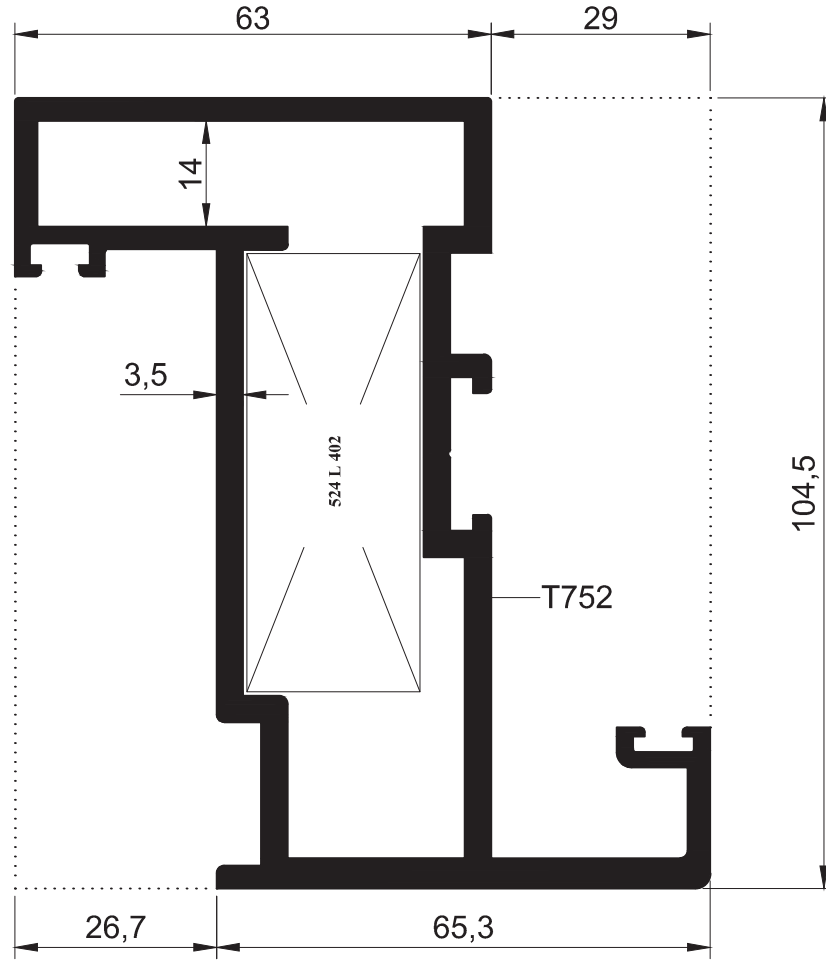
**BALİSTİK SİSTEM KANAT PROFİLİ**

PR. KODU

AĞIRLIK (kg/mt)

100 Z 01

3.777



**SZB100 Z 01**

PROFİL KODU	KOŞE PR. KODU	KESİM ÖLÇ. mm	AKS. KODU
SZB100 Z 01	L 524	58,5	524 L 402

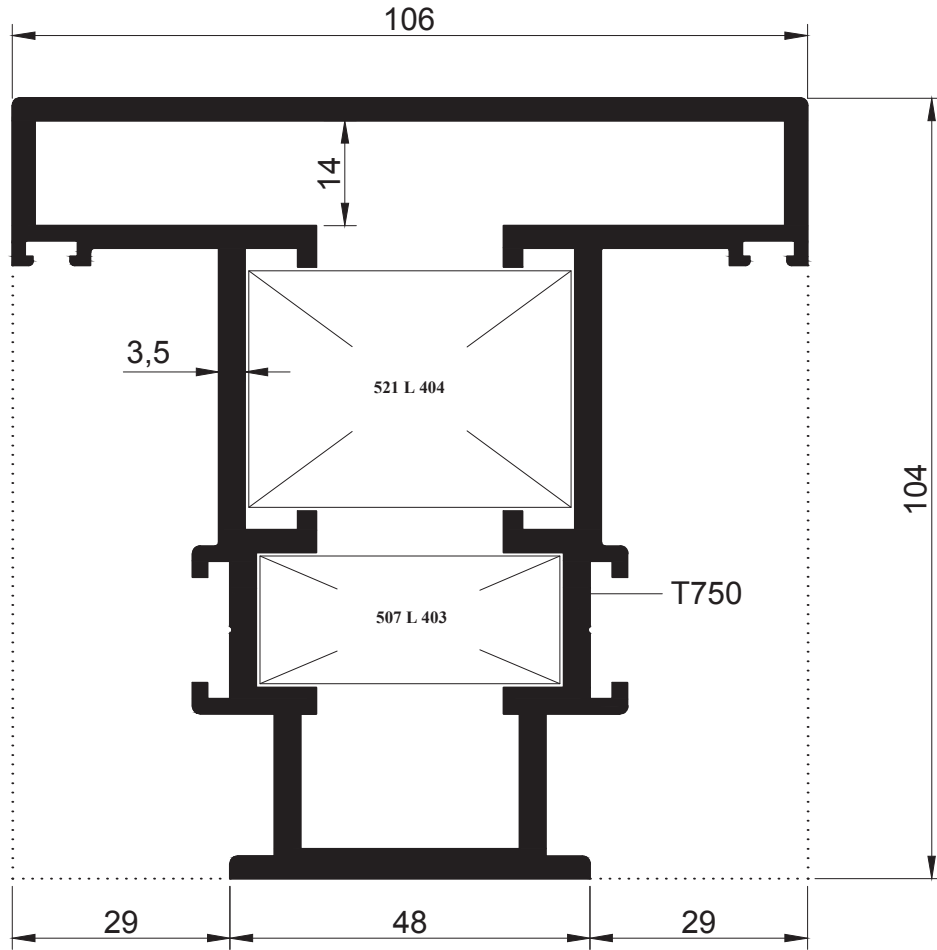
**BALİSTİK SİSTEM ORTA KAYIT PROFİLİ**

PR. KODU

AĞIRLIK (kg/mt)

100 T 01

4.320



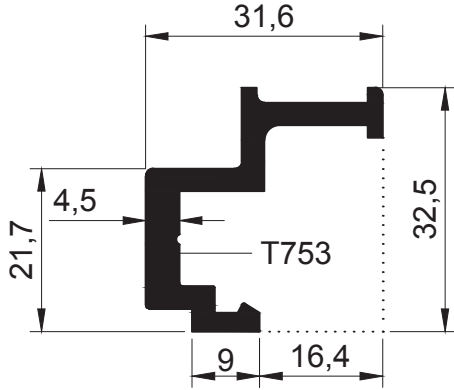
**SZB100 T 01**

PROFİL KODU	KÖŞE PR. KODU	KESİM ÖLÇ. mm	AKS. KODU
SZB100 T 01	L 507	17,5	507 L 403
	L 521	32,0	521 L 404

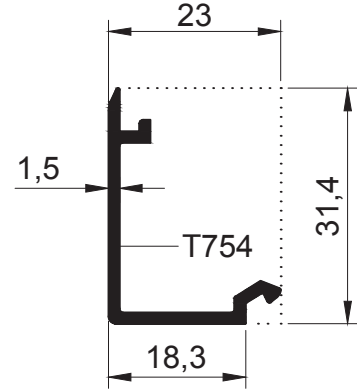


**BALİSTİK SİSTEM PROFİLLERİ**

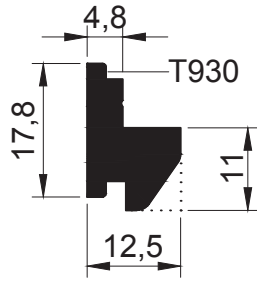
PR. KODU	AĞIRLIK (kg/mt)	PR. KODU	AĞIRLIK (kg/mt)	PR. KODU	AĞIRLIK (kg/mt)
100 B 01	0.661	100 B 03	0.382	100 B 05	2.444
100 B 02	0.247	100 B 04	0.548	100 B 06	2.683



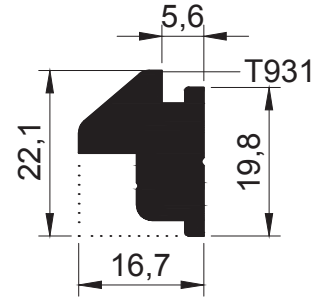
**SZB100 B 01**



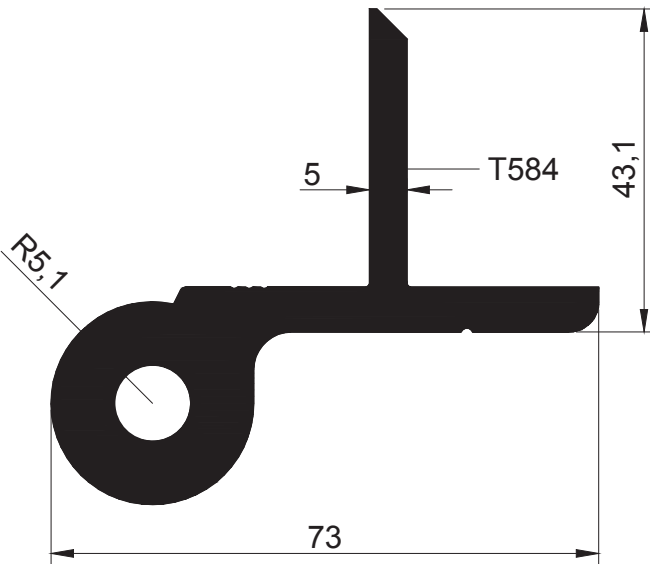
**SZB100 B 02**



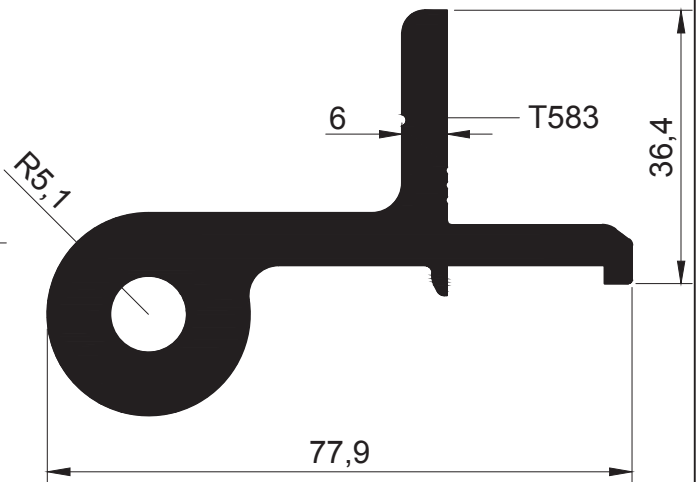
**SZB100 B 03**



**SZB100 B 04**



**SZB100 B 05**



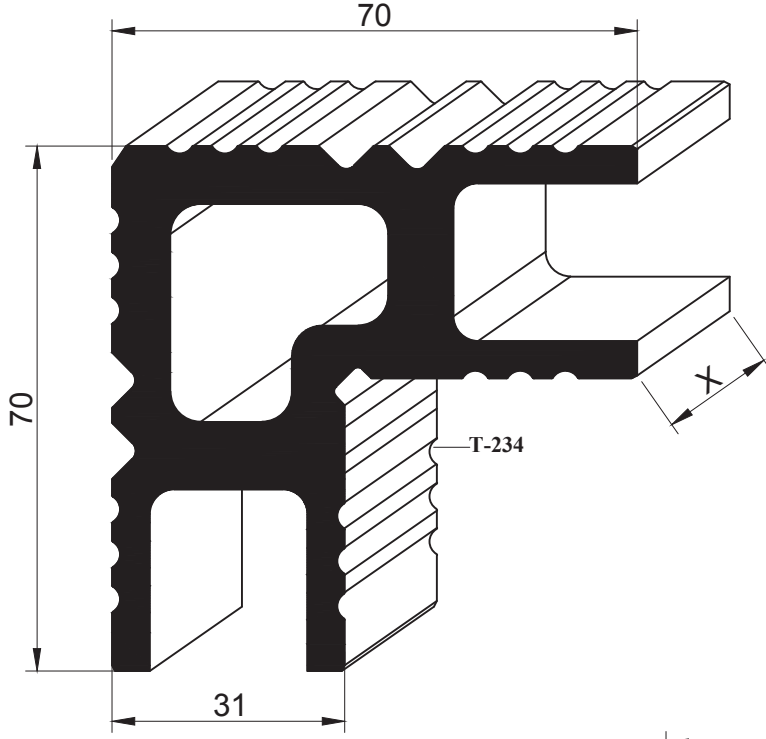
**SZB100 B 06**

**BAĞLANTI PROFİLLERİ**

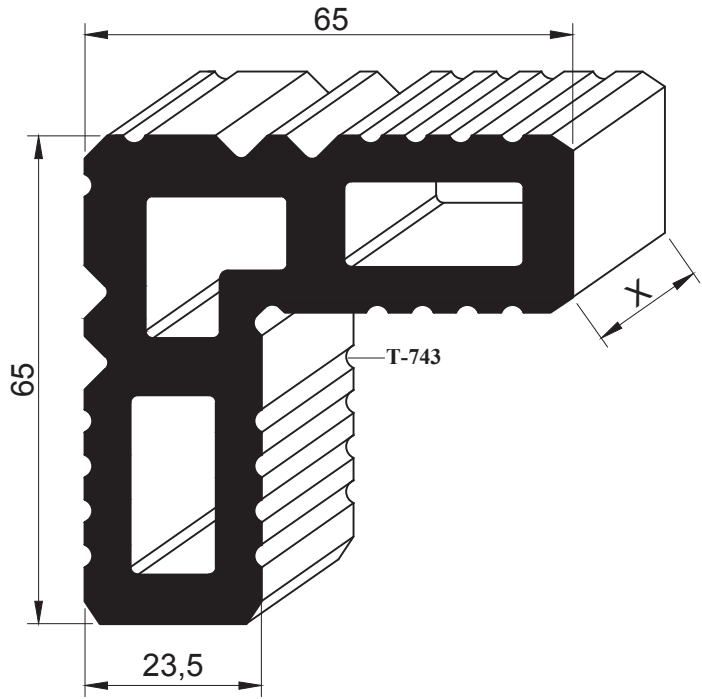
PR. KODU AĞIRLIK (kg/mt)

L 515 4,300

L 524 4,216



**L 515**

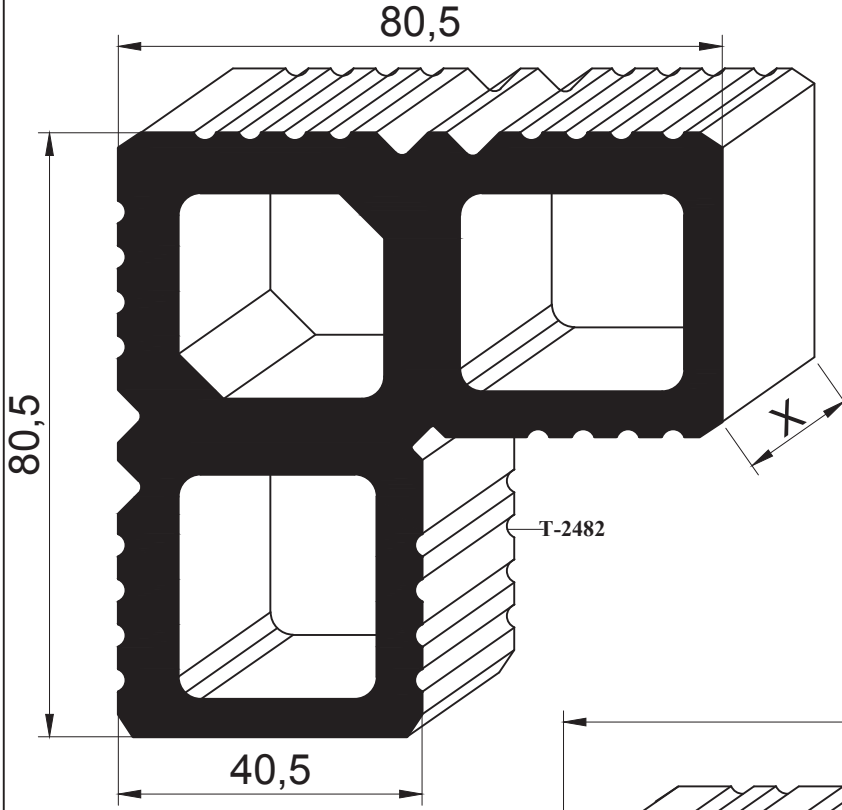


**L 524**

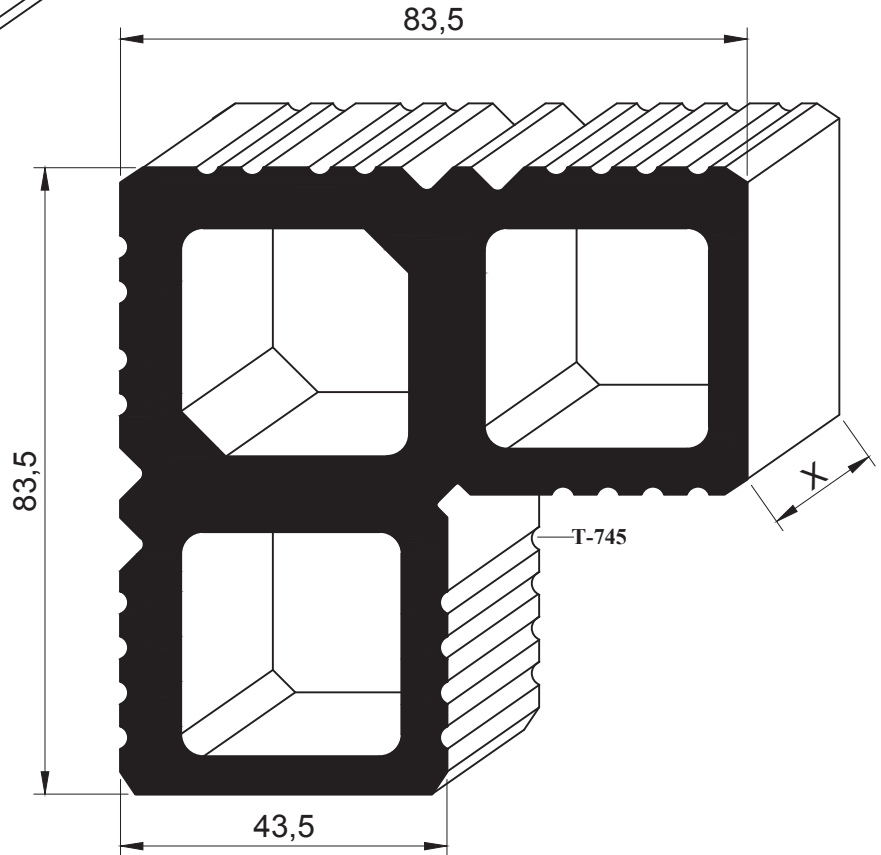
**BAĞLANTI PROFİLLERİ**

PR. KODU AĞIRLIK (kg/mt)

L 507 6,695  
L 521 7,027

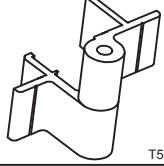
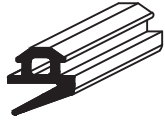
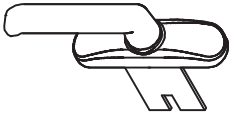




**L 507**





**L 521**

## SİSTEM AKSESUARLARI

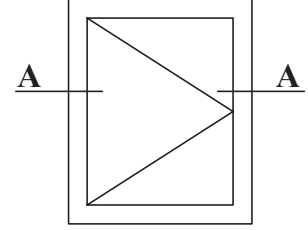
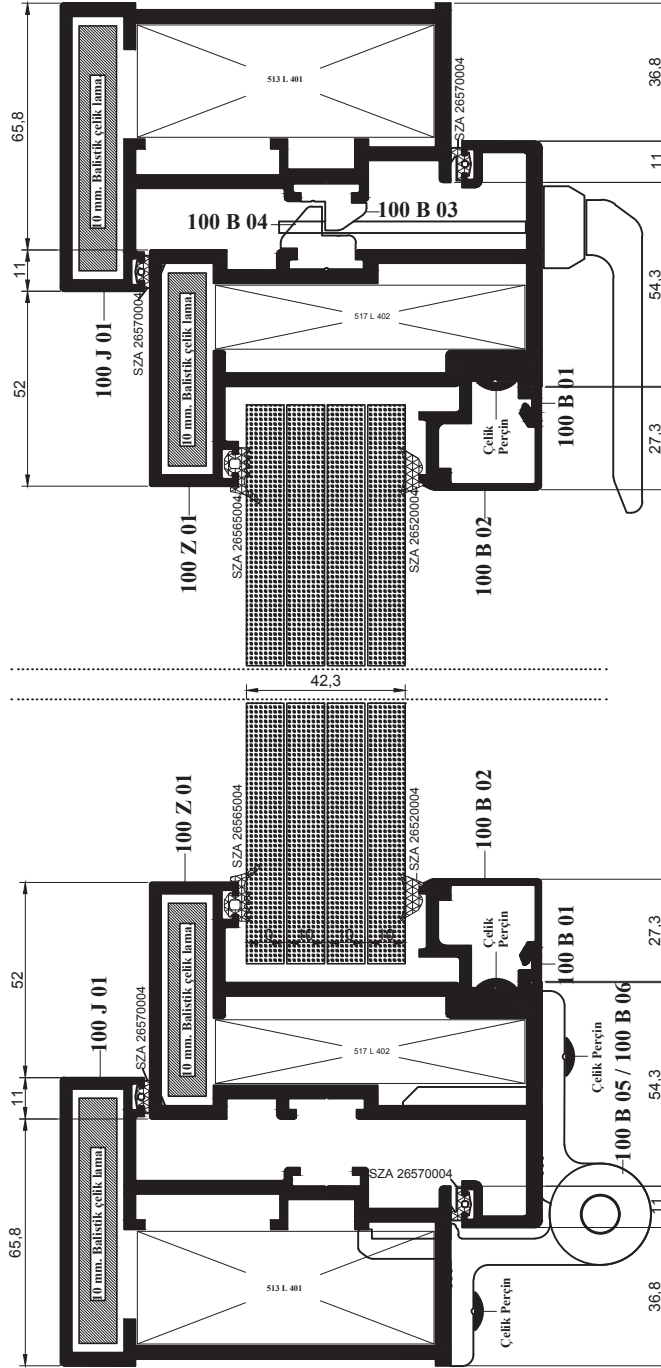
 <p>T583-T584</p>	<p><b>Balistik menteşe</b></p> <p>SZA34100010584 SZA34100010583</p>		<p><b>TC-N4</b></p> <p>SZA 26570004</p>
	<p><b>Balistik sistem kol</b></p>		<p><b>TC-5004</b></p> <p>SZA 26565004</p>
			<p><b>İç Cam fitili</b></p> <p>SZA 26520001- 1mm SZA 26520002- 2 mm SZA 26520003- 3 mm SZA 26520004- 4 mm SZA 26520005- 5 mm SZA 26520006- 6 mm</p>

## BAĞLANTI KESİM ÖLÇÜLERİ

PROFİL KODU	 KÖŞE PR. KODU	KESİM ÖLÇ. mm	 AKS. KODU
<b>SZB100 J 01</b>	<b>L 515</b>	79,5	<b>515 L 401</b>
<b>SZB100 Z 01</b>	<b>L 524</b>	58,5	<b>524 L 402</b>
<b>SZB100 T 01</b>	<b>L 507</b>	17,5	<b>507 L 403</b>
	<b>L 521</b>	32,0	<b>521 L 404</b>

**BALİSTİK SİSTEM MONTAJ DETAYI**

**A DETAYI**

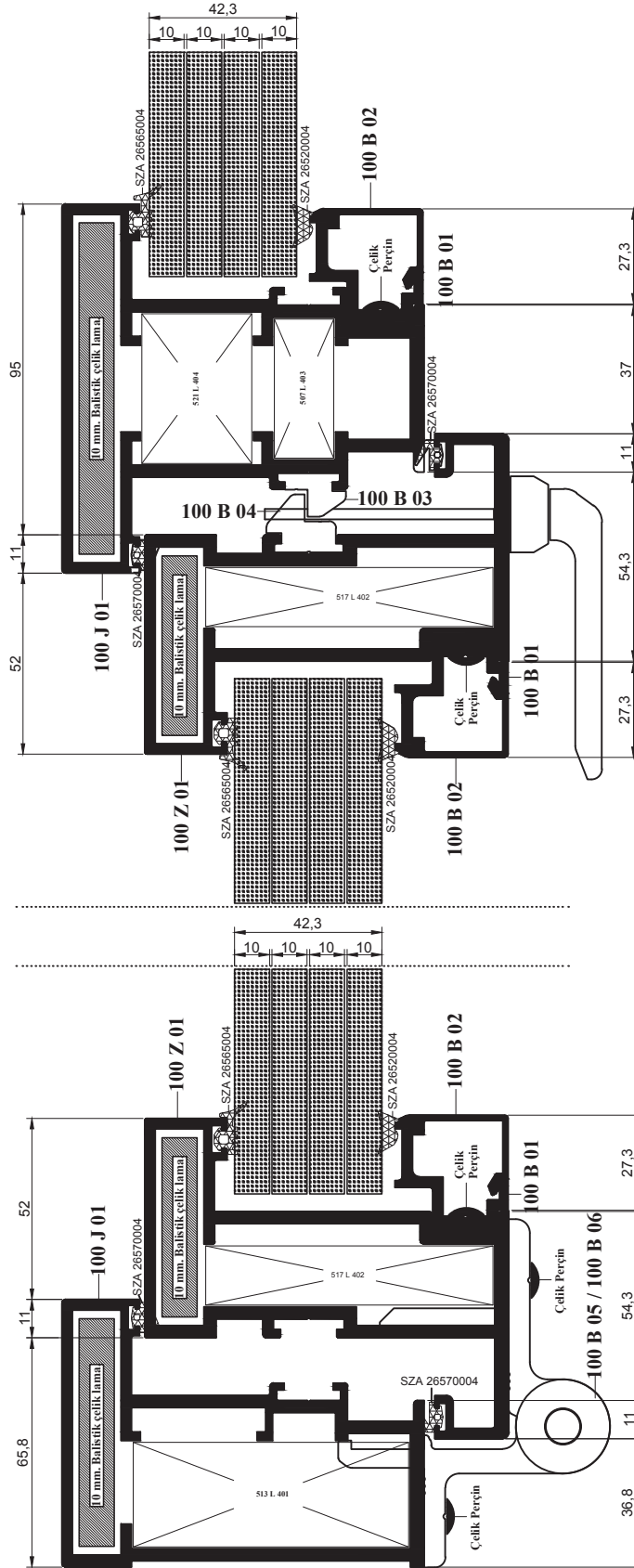
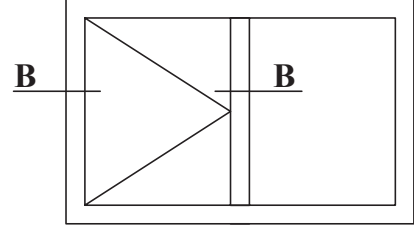


**ÖNEMLİ NOTLAR:**

1. Balistik sistem menteşeleri (100B05 / 100B06) imalatlarda doğrama kanat boyunda kullanılmalıdır.
2. Balistik sistem menteşeleri (100B05 / 100B06) imalatlarda çelik perçinle sabitlenmelidir.
3. Balistik sistem ispanyolet kilit tijleri (100B03 / 100B04) imalatlarda doğrama kanat boyunda kullanılmalıdır.
4. Balistik sistem cam çitaları (100B01) imalatlarda çelik perçinle sabitlenmelidir.
5. Balistik sistem camları 10+10+10+10 mm. lamine cam tercih edilmelidir.
6. Balistik sistem Kasa, Kanat ve Orta kayıt profil içlerine 10 mm. kalınlığında balistik çelik takviye kullanılmalıdır.

**BALİSTİK SİSTEM MONTAJ DETAYI**

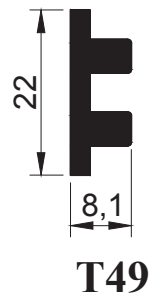
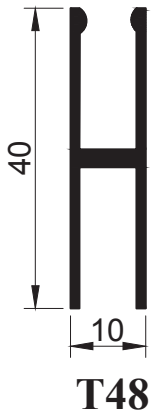
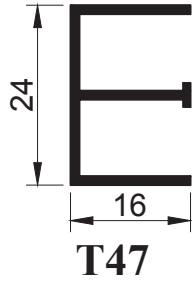
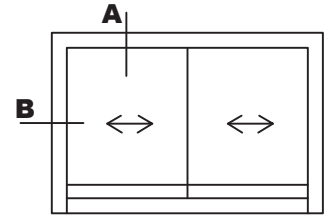
**B DETAYI**



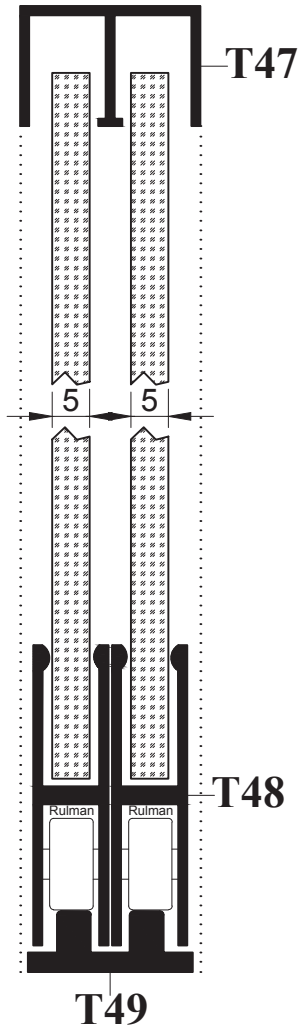


**SİSTEM PROFİLLERİ**

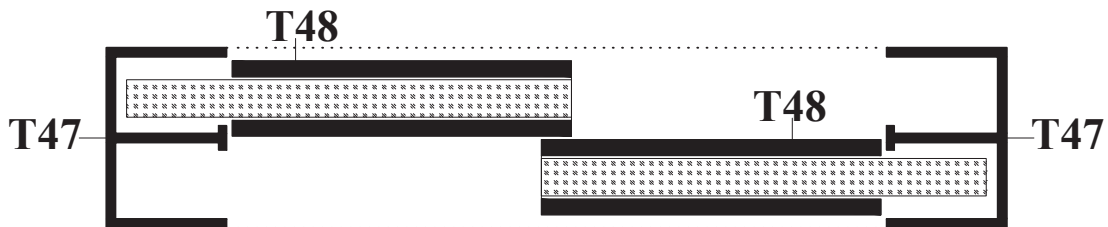
PR. KODU	AĞIRLIK (kg/mt)
T47	0,300
T48	0,330
T49	0,300



A -A Detayı



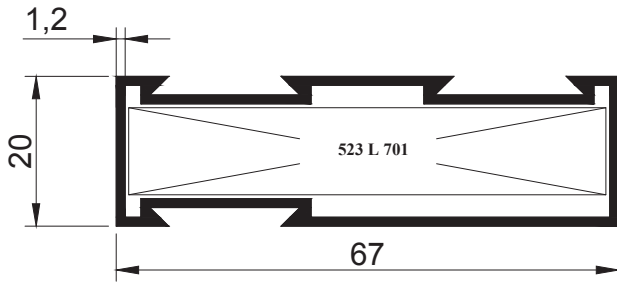
B-B Detayı



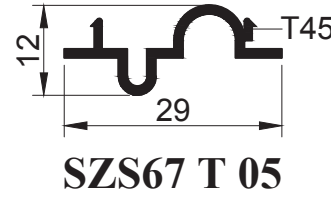


**SİSTEM PROFİLLERİ**

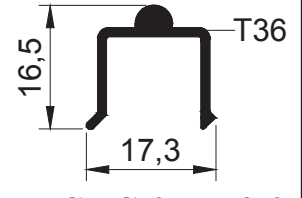
PR. KODU	AĞIRLIK (kg/mt)	PR. KODU	AĞIRLIK (kg/mt)
SZS67 T 01	0,660	SZS67 T 05	0,177
SZS67 T 02	0,650	SZS67 T 06	0,170
SZS67 T 03	0,330	SZS67 T 07	0,728
SZS67 T 04	0,290	SZS67 T 08	0,560



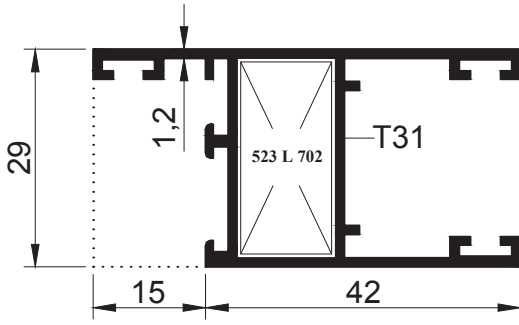
**SZS67 T 01**



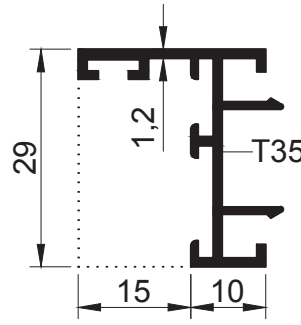
**SZS67 T 05**



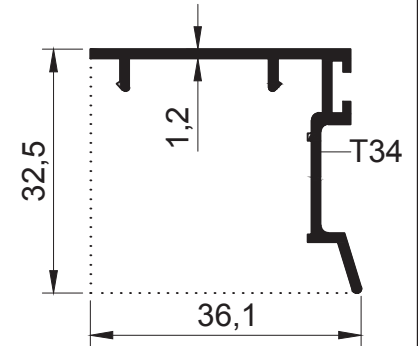
**SZS67 T 06**



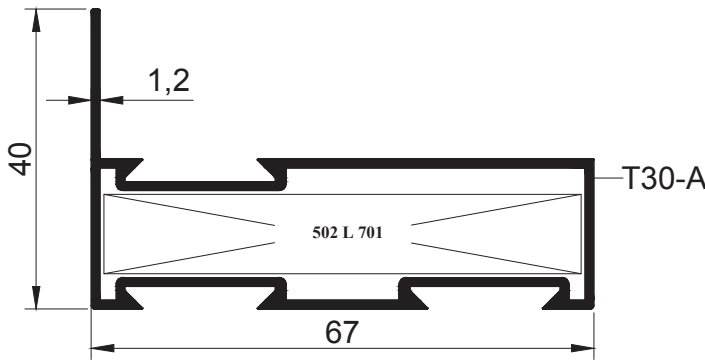
**SZS67 T 02**



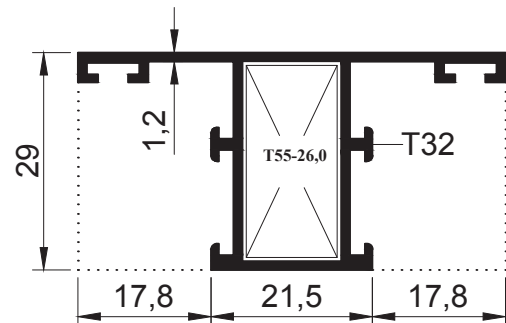
**SZS67 T 03**



**SZS67 T 04**



**SZS67 T 07**



**SZS67 T 08**

PROFİL KODU	KÖŞE PR. KODU	KESİM ÖLÇ. mm	AKS. KODU
SZS67 T 01	L 523	64,0	523 L 701
SZS67 T 02	L 523	26,0	523 L 702
SZS67 T 07	L 502	64,0	502 L 701
SZS67 T 08	T55	26,0	T55-26,0

**CAM ÇİTALARI ve AKSESUARLARI**

PR. KODU

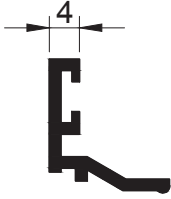
AĞIRLIK (kg/mt)

T33

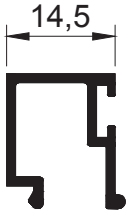
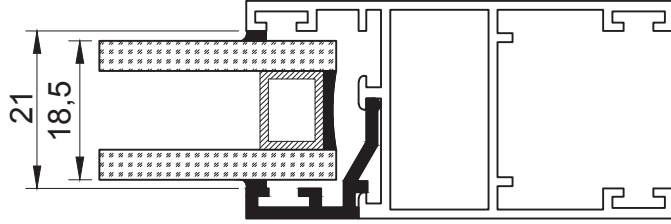
0,204

T44

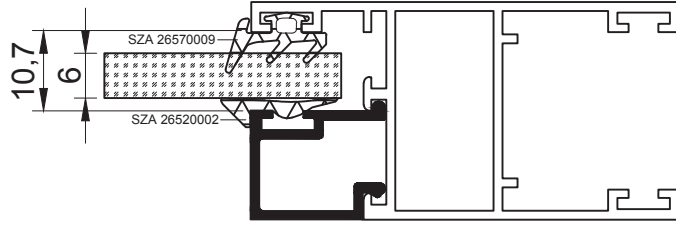
0,170



**T 44**



**T 33**



ÇİZİM

KOD

KULANIM YERİ

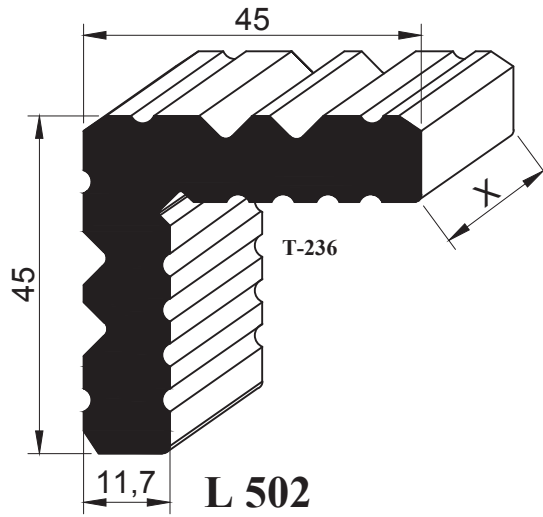
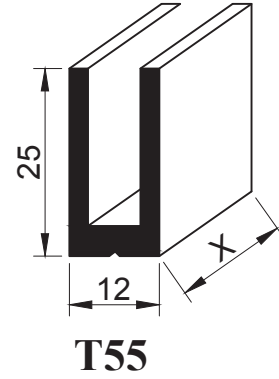
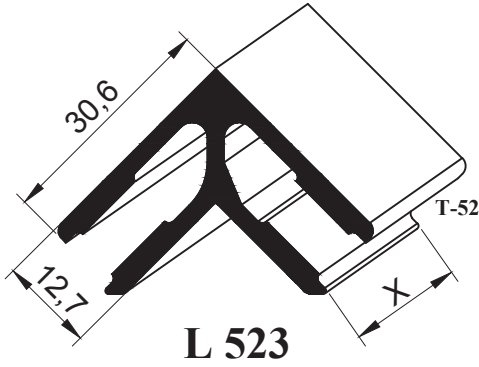
	<b>TC-N9 Dış Cam fitili</b> SZA 26570009	
	<b>İç Cam fitili</b> SZA 26520002- 2 mm SZA 26520003- 3 mm	
	<b>Tetik Kol</b> SZA 09106101- eloksal SZA 09106102- beyaz SZA 09106103- pres SZA 09106105- siyah SZA 09106106- krem SZA 09106107- gri SZA 09106199- renkli	
	<b>Tuba Rulman</b> SZA 34001201	

**BAĞLANTI PROFİLLERİ**



PR. KODU

AĞIRLIK (kg/mt)

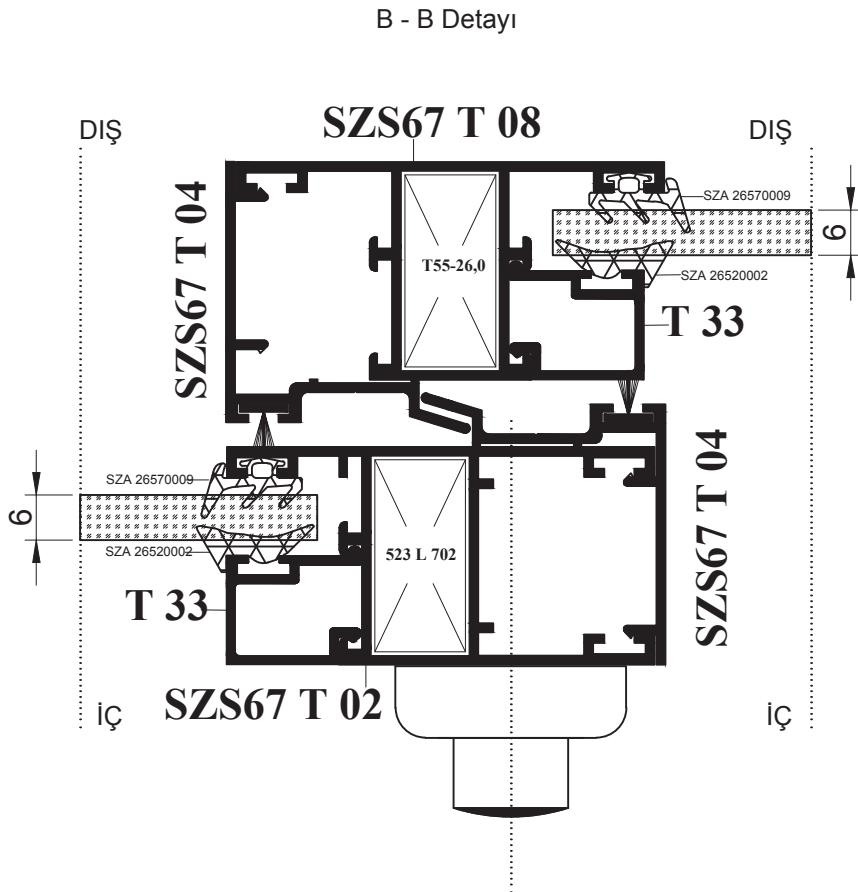
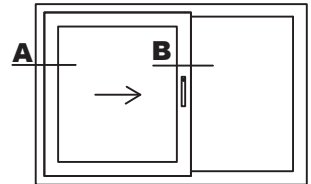
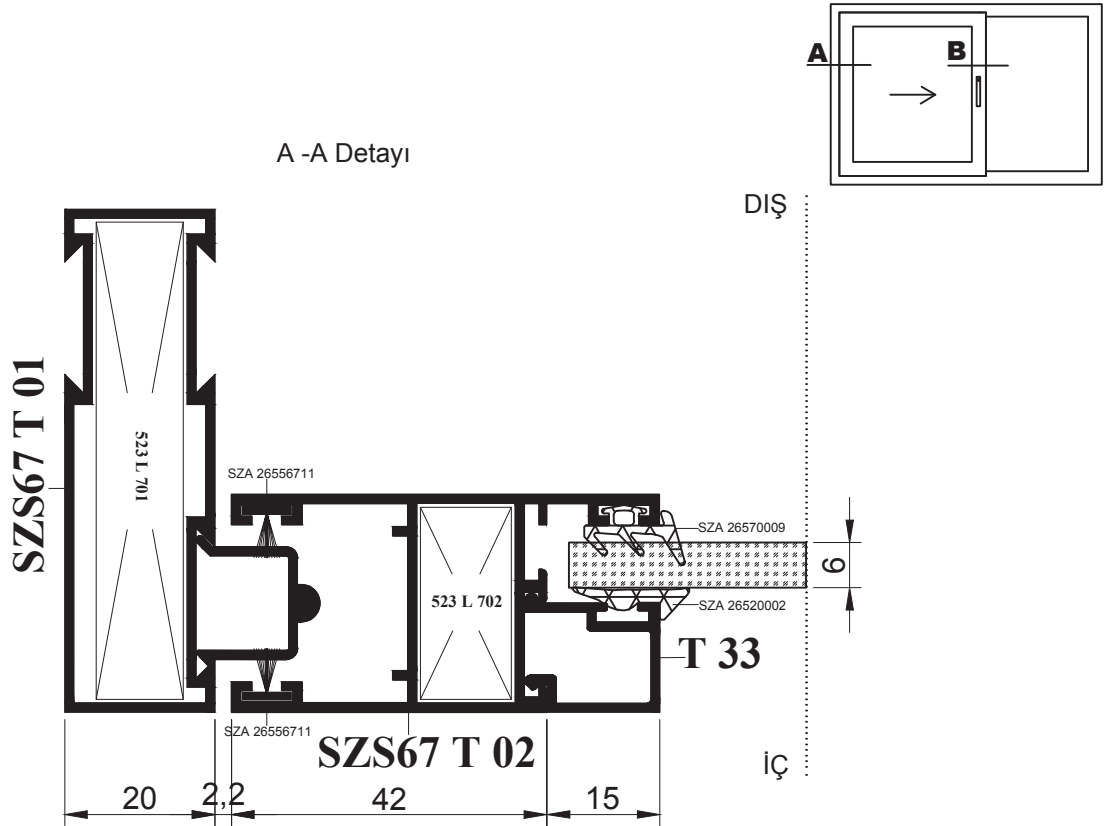
L502	2,190
L523	0,810
T55	0,423



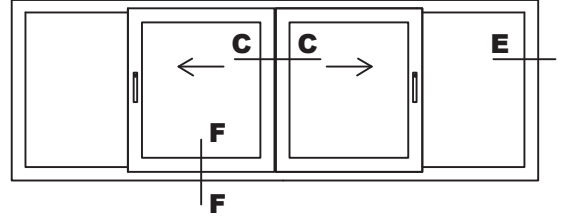
**BAĞLANTI KESİM ÖLÇÜLERİ**

PROFİL KODU	 KÖŞE PR. KODU	KESİM ÖLÇ. mm	 AKS. KODU
<b>SZS67 T 01</b>	<b>L 523</b>	64,0	<b>522 L 701</b>
<b>SZS67 T 02</b>	<b>L 523</b>	26,0	<b>523 L 702</b>
<b>SZS67 T 07</b>	<b>L 502</b>	64,0	<b>502 L 701</b>
<b>SZS67 T 08</b>	<b>L 523</b>	26,0	<b>T55-26,0</b>

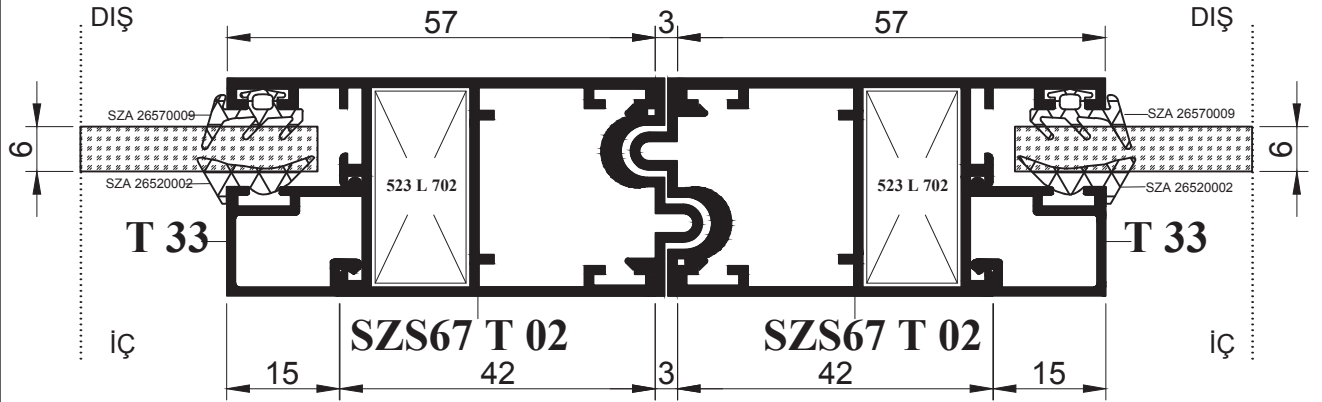
**SİSTEM MONTAJ DETAYI**



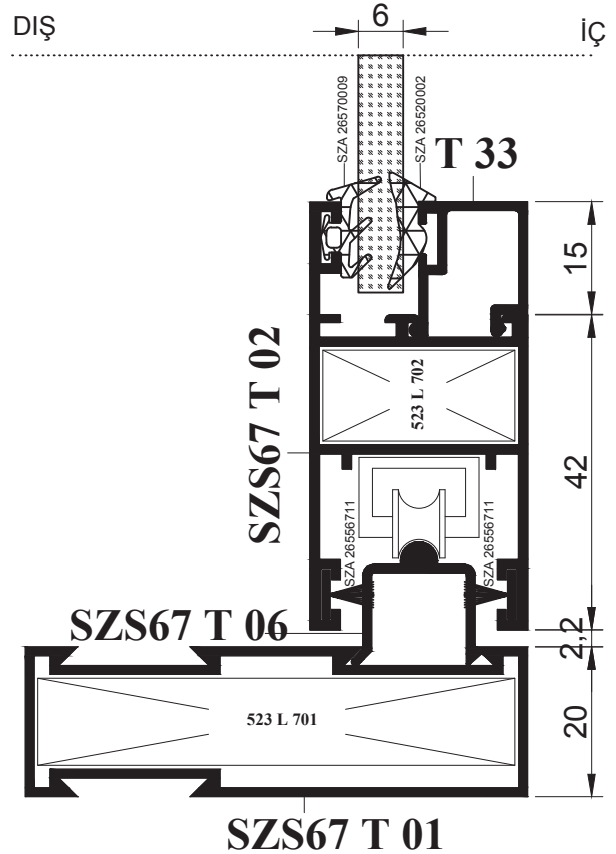
**SİSTEM MONTAJ DETAYI**



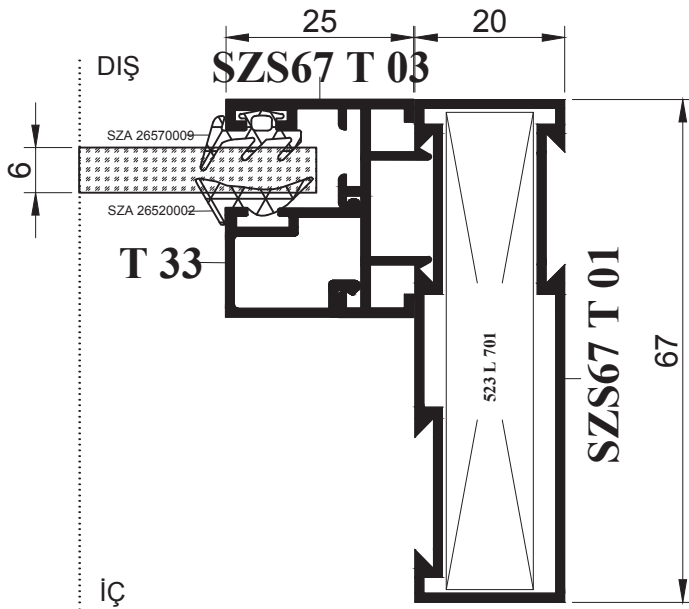
C - C Detayı



F - F Detayı

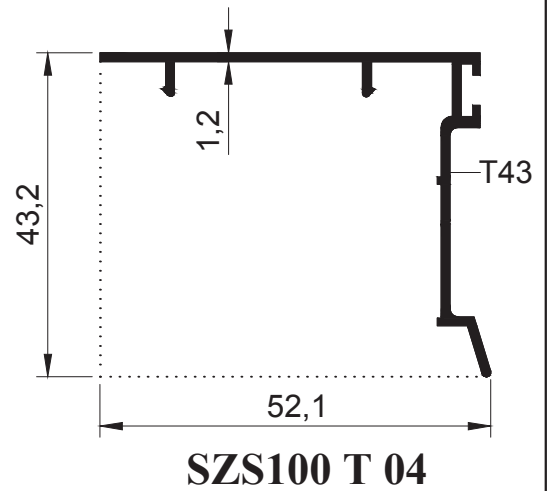
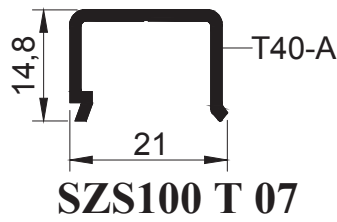
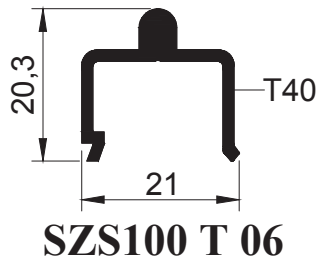
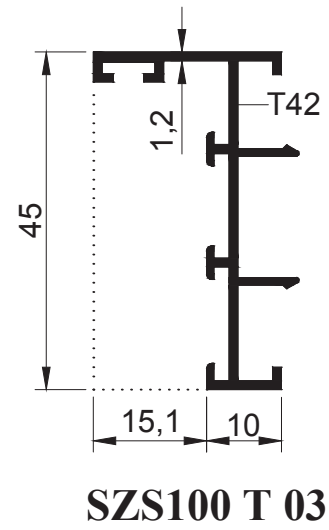
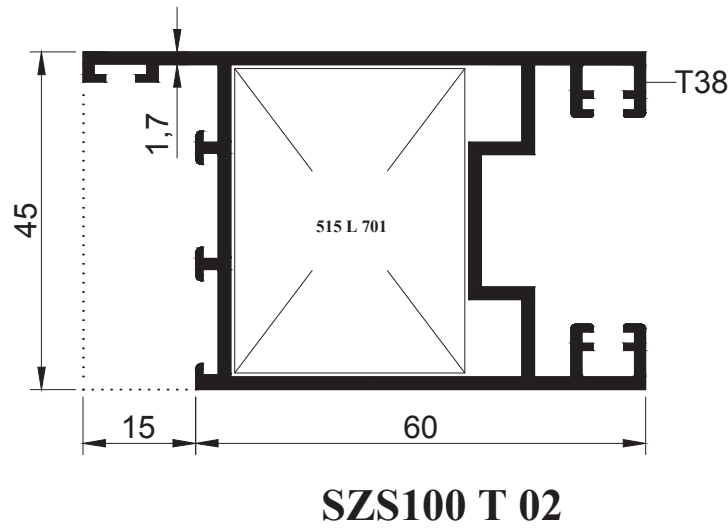
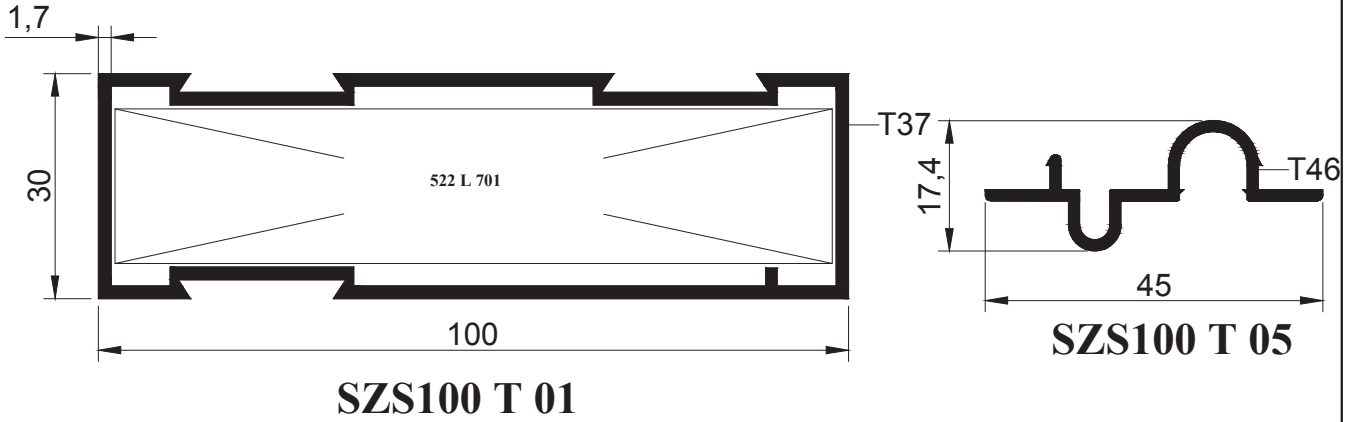


E - E Detayı



**SİSTEM PROFİLLERİ**

PR. KODU	AĞIRLIK (kg/mt)	PR. KODU	AĞIRLIK (kg/mt)
SZS100 T 01	1,260	SZS100 T 05	0,313
SZS100 T 02	1,290	SZS100 T 06	0,270
SZS100 T 03	0,390	SZS100 T 07	0,192
SZS100 T 04	0,435		



PROFİL KODU	KÖŞE PR. KODU	KESİM ÖLÇ. mm	AKS. KODU
SZS100 T 01	L 522	96,0	522 L 701
SZS100 T 02	L 515	41,0	515 L 701

**CAM ÇİTALARI ve AKSESUARLARI**

PR. KODU

AĞIRLIK (kg/mt)

T33

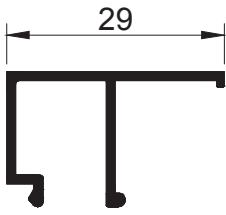
0,210

T29

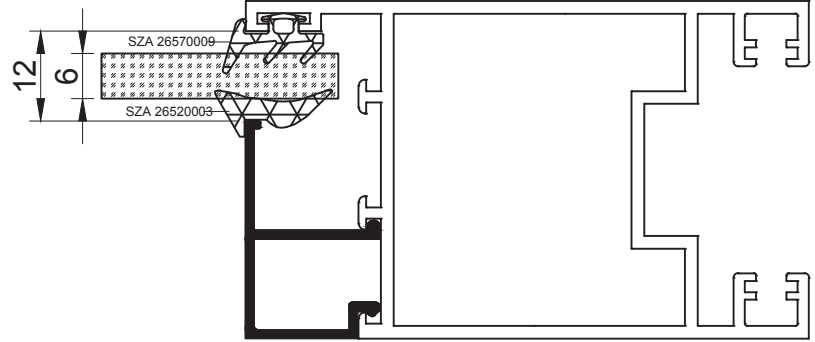
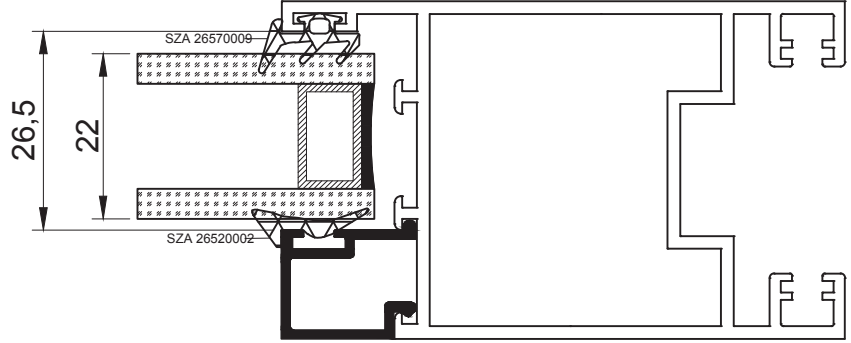
0,225



**T 33**



**T 29**



ÇİZİM

KOD

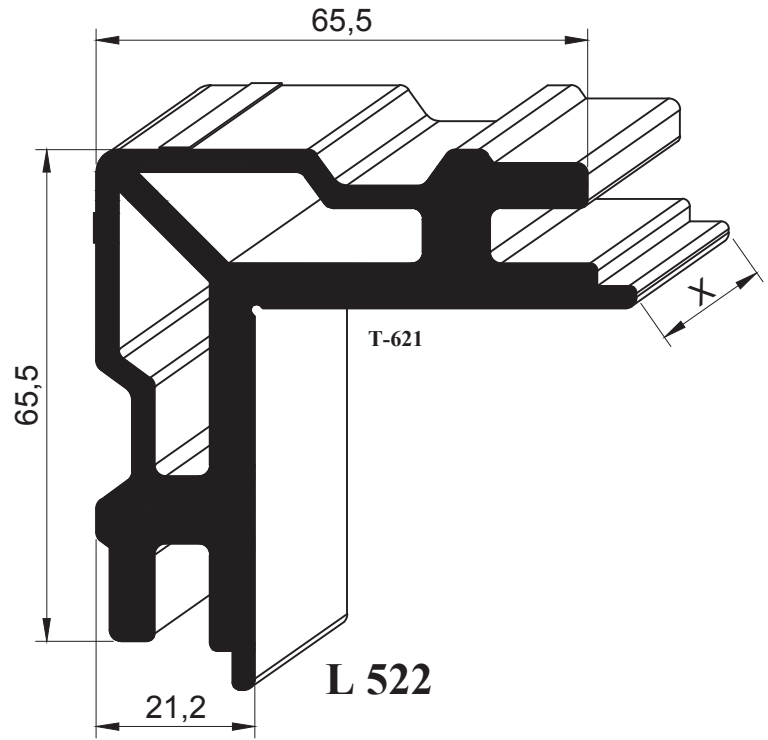
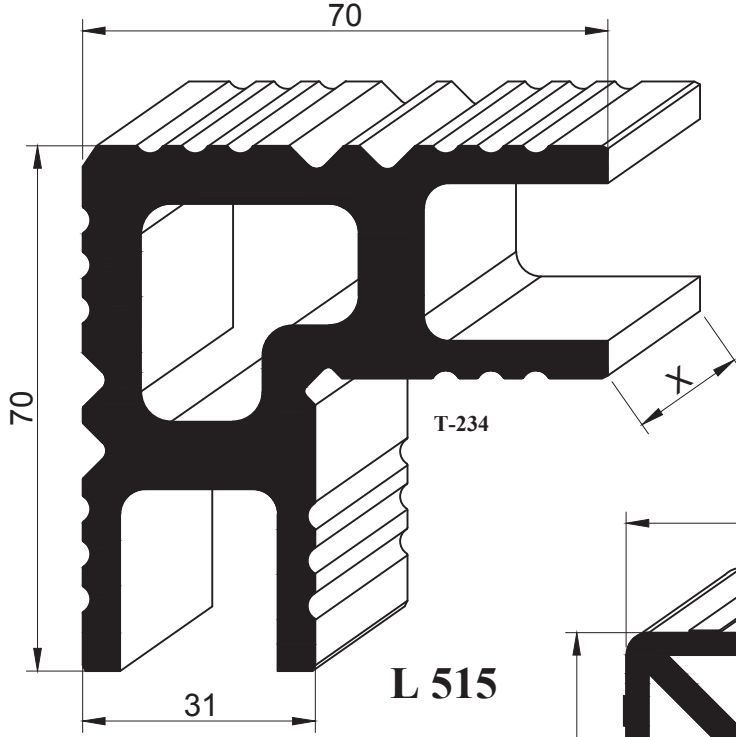
KULANIM YERİ

	TC-N9 Dış Cam fitili SZA 26570009	
	İç Cam fitili SZA 26520002- 2 mm SZA 26520003- 3 mm	
	Tetik Kol SZA 09106101- eloksal SZA 09106102- beyaz SZA 09106103- pres SZA 09106105- siyah SZA 09106106- krem SZA 09106107- gri SZA 09106199- renkli	
	Tuba Rulman SZA 34001201	



**BAĞLANTI PROFİLLERİ**

PR. KODU AĞIRLIK (kg/mt)

L515 4,300  
L522 3,650

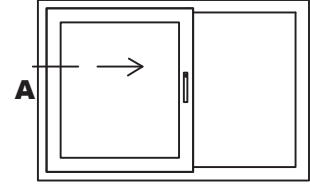


**BAĞLANTI KESİM ÖLÇÜLERİ**

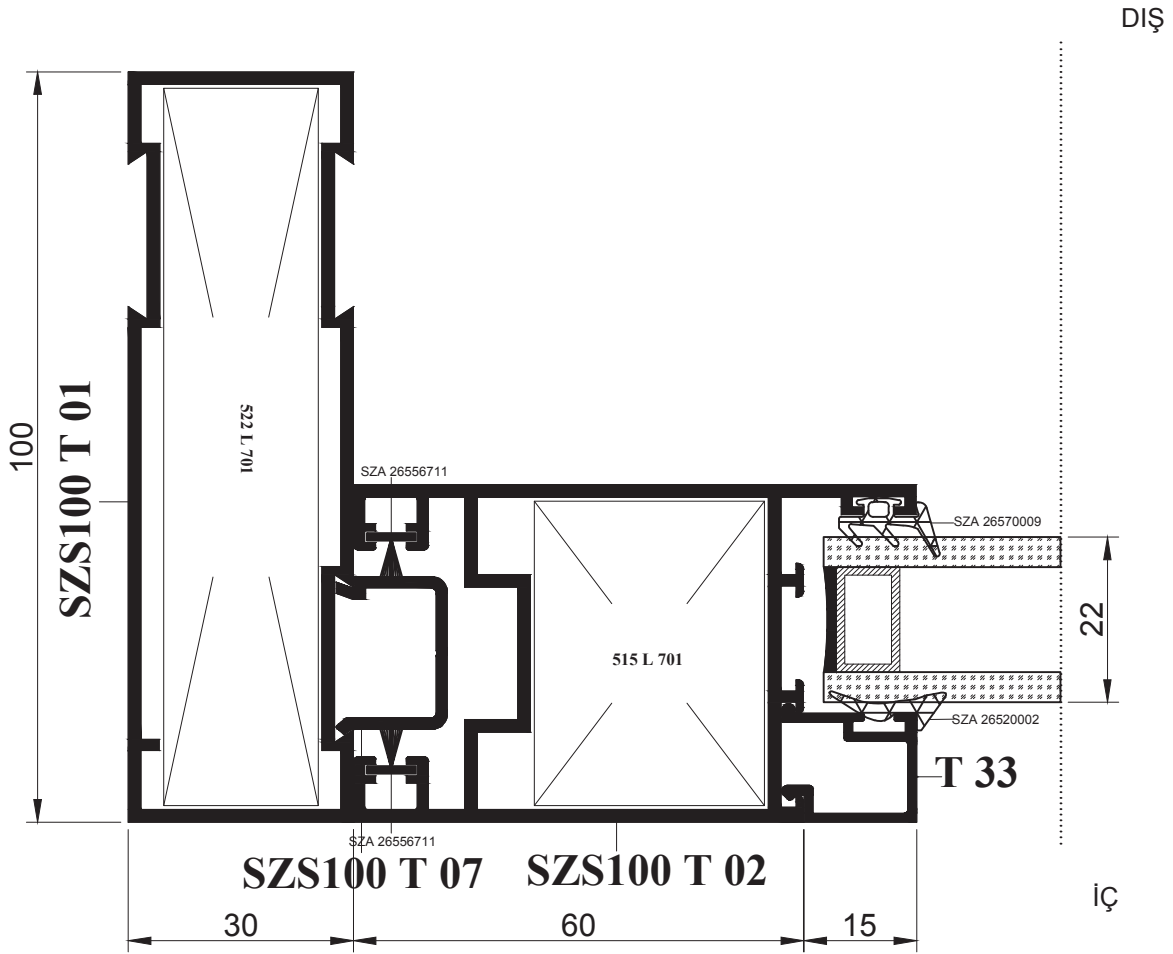
PROFİL KODU	 KÖŞE PR. KODU	KESİM ÖLÇ. mm	 AKS. KODU
<b>SZS100 T 01</b>	<b>L 522</b>	96,0	<b>522 L 701</b>
<b>SZS100 T 02</b>	<b>L 515</b>	41,0	<b>515 L 701</b>



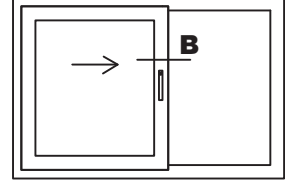
**SİSTEM MONTAJ DETAYI**



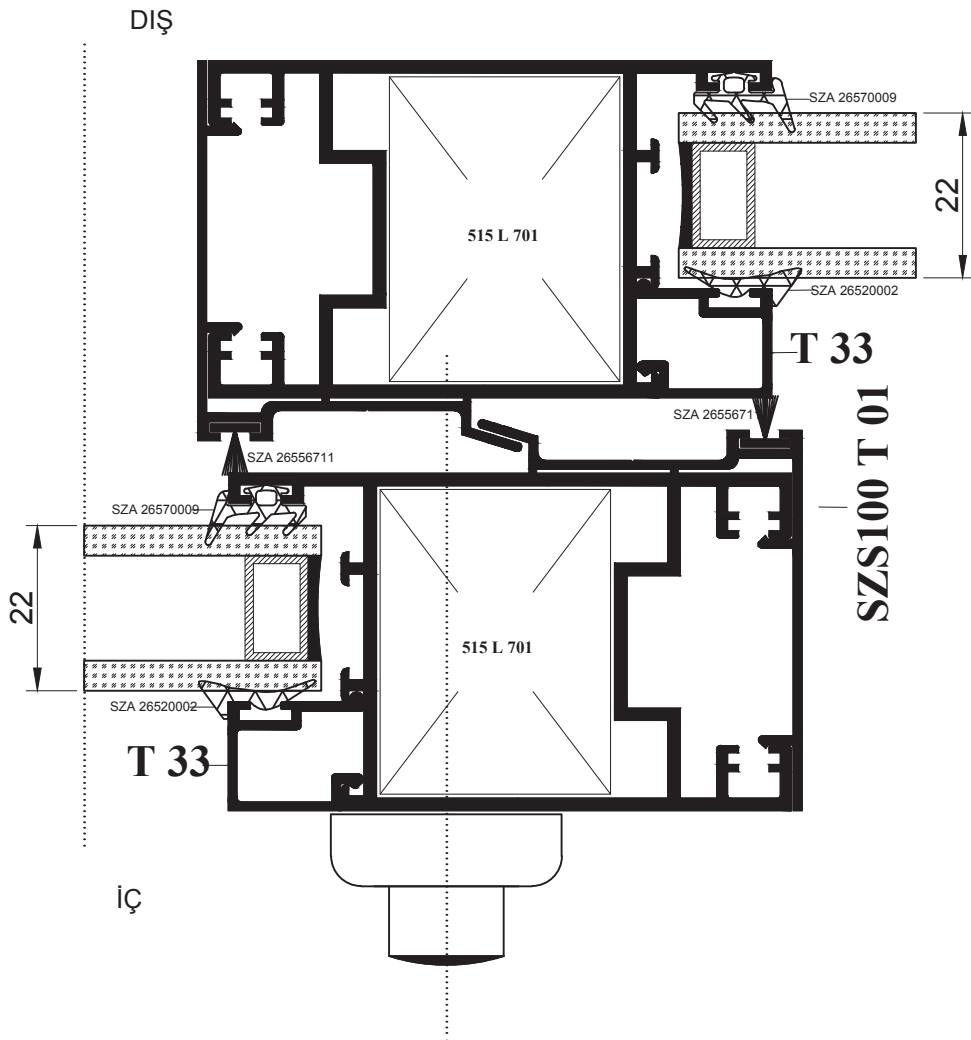
**A -A Detayı**



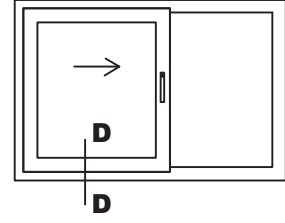
**SİSTEM MONTAJ DETAYI**



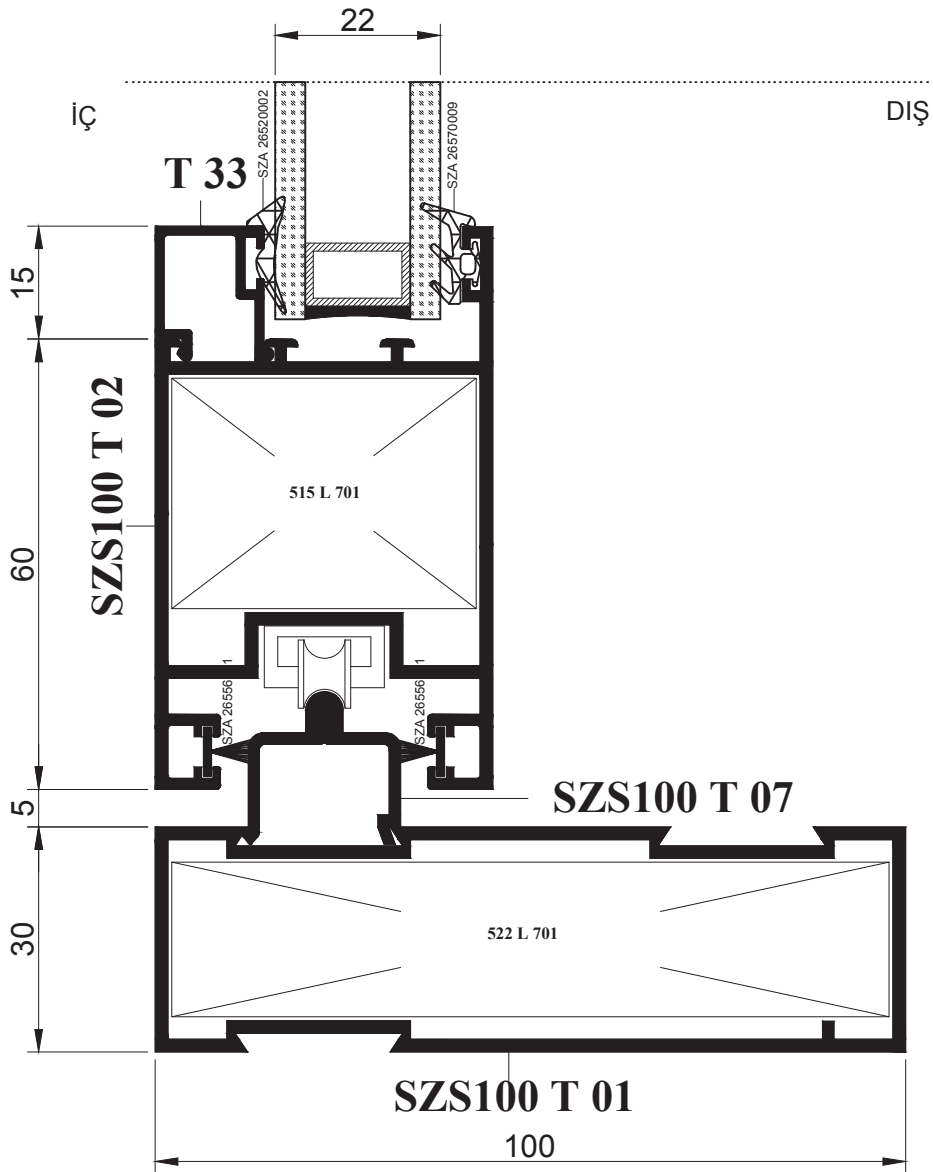
**B -B Detayı**



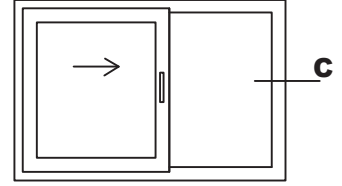
**SİSTEM MONTAJ DETAYI**



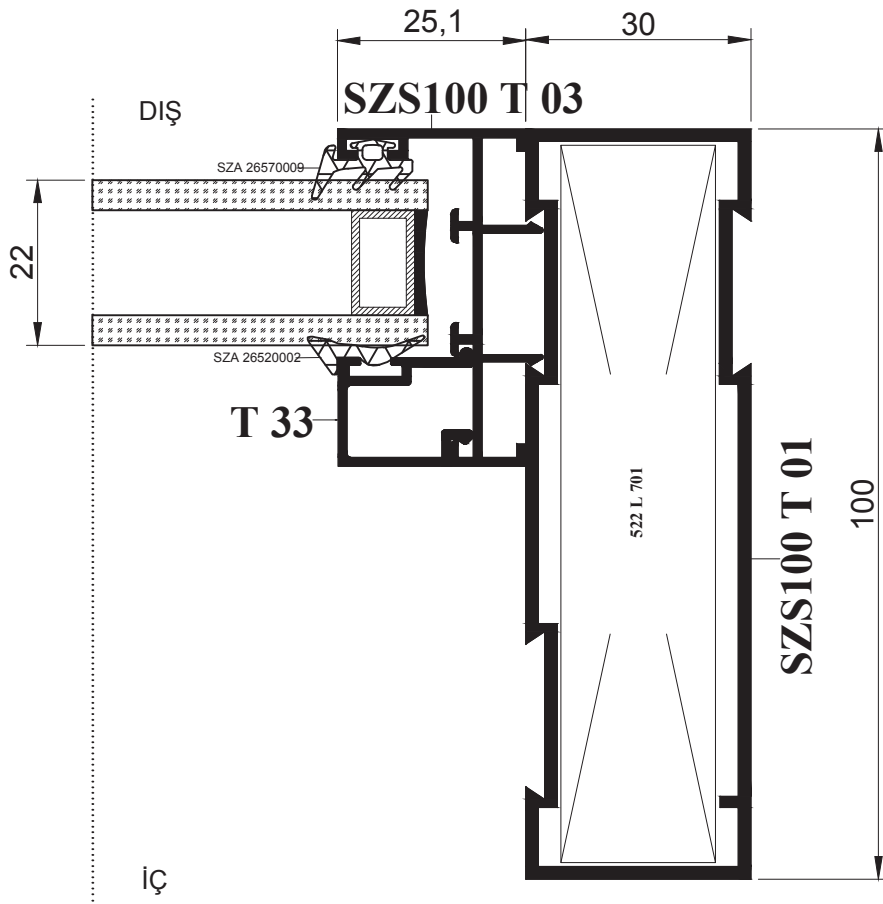
**D-D Detayı**



**SİSTEM MONTAJ DETAYI**

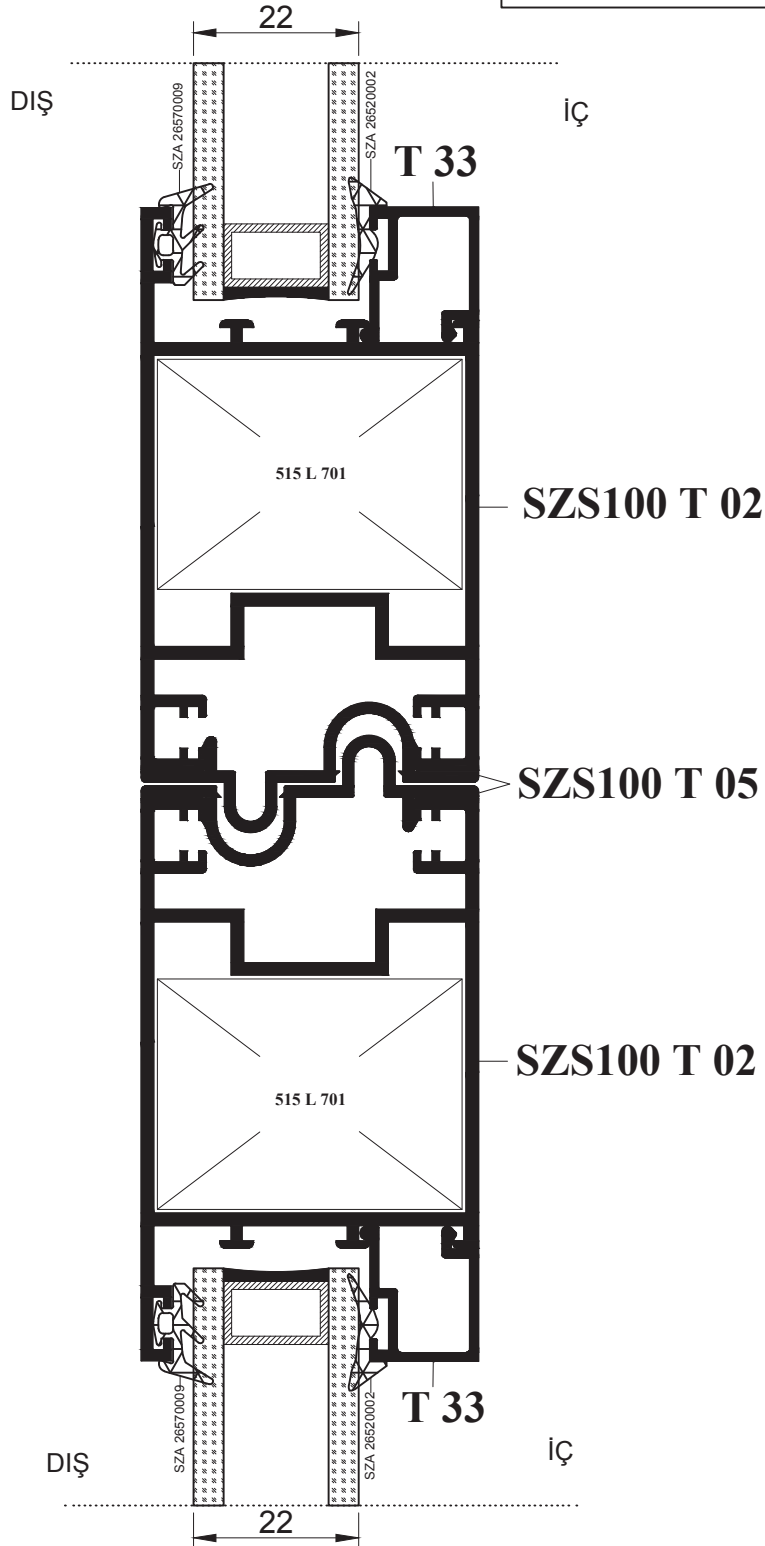
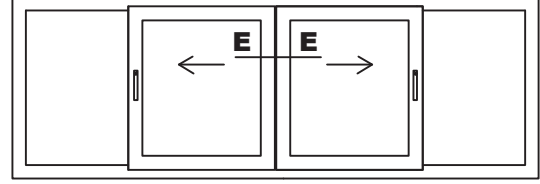


**C-C Detayı**



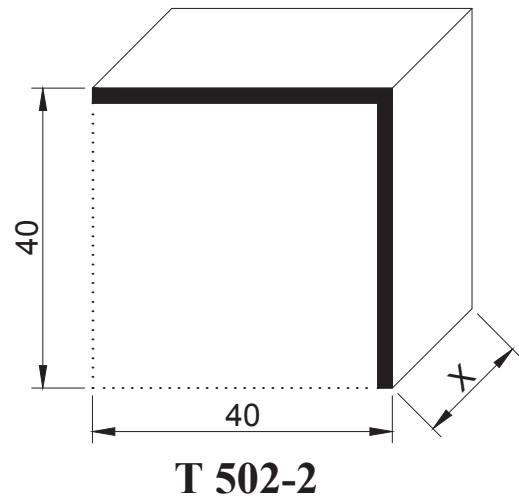
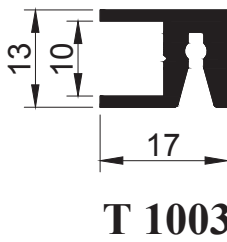
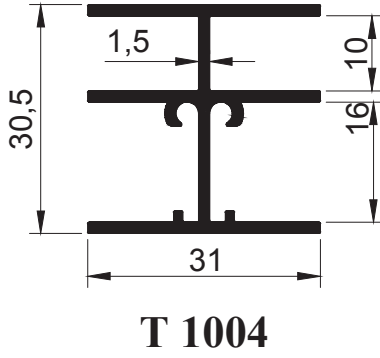
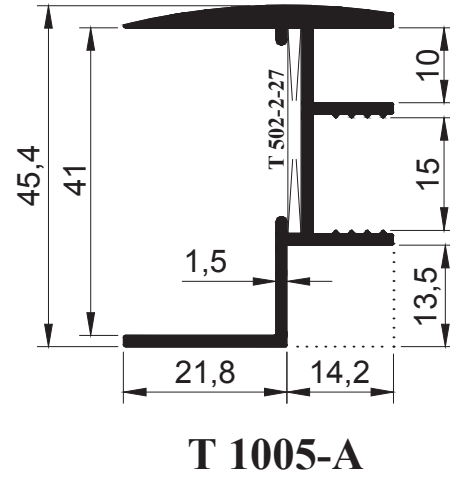
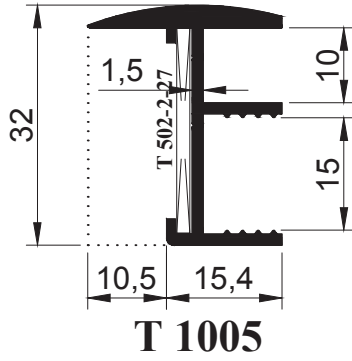
**SİSTEM MONTAJ DETAYI**

**E-E Detayı**



**MEBO SİSTEM PROFİLLERİ**

PR. KODU	AĞIRLIK (kg/mt)	PR. KODU	AĞIRLIK (kg/mt)
T 502-2	0,300	T1005	0,407
T 1003	0,300	T1005-A	0,460
T 1004	0,538		



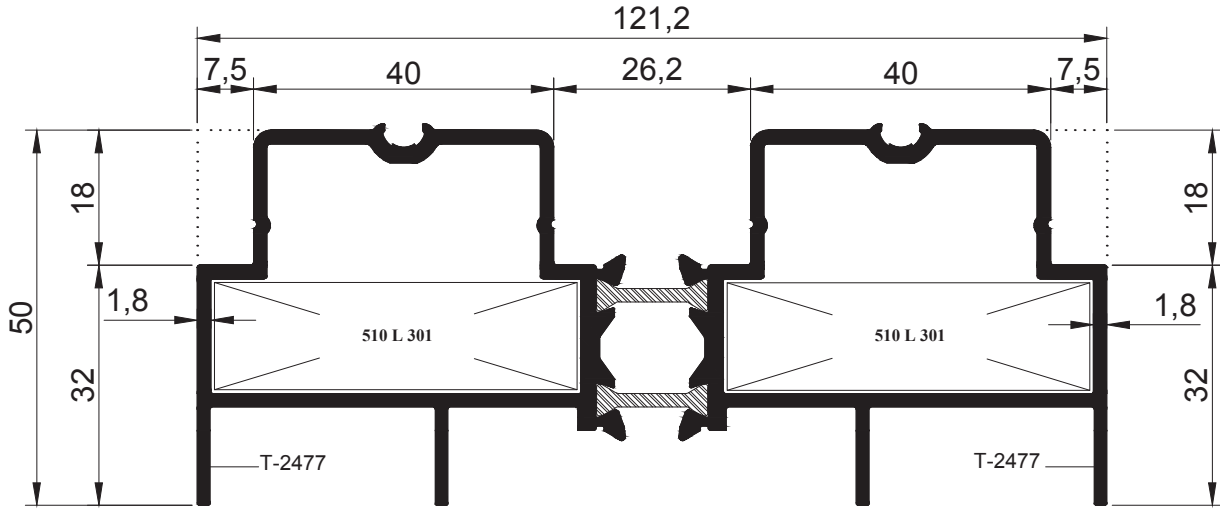
PROFİL KODU	KÖŞE PR. KODU	KESİM ÖLÇ. mm	AKS. KODU
<b>T 1005</b>	T502-2	27,0	T502-2-27
<b>T 1005-A</b>	T502-2	27,0	T502-2-27



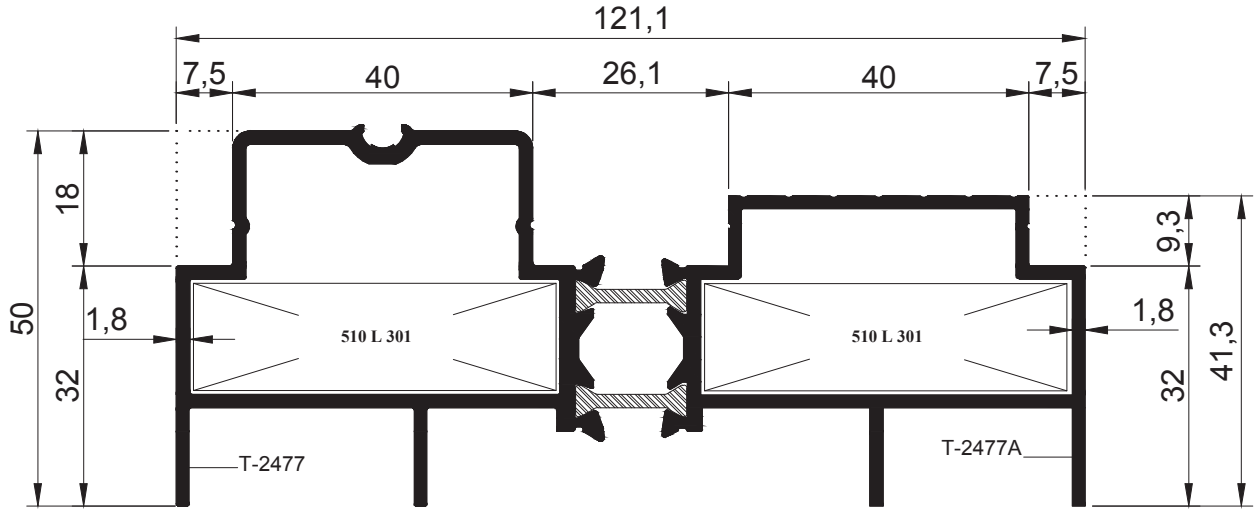
**KASA PROFİLLERİ**

PR. KODU      AĞIRLIK (kg/mt)      Jxx (cm4)      Jyy (cm4)

SZMS120 U 01      2,240  
SZMS120 U 02      2,055



**SZMS120 U 01**



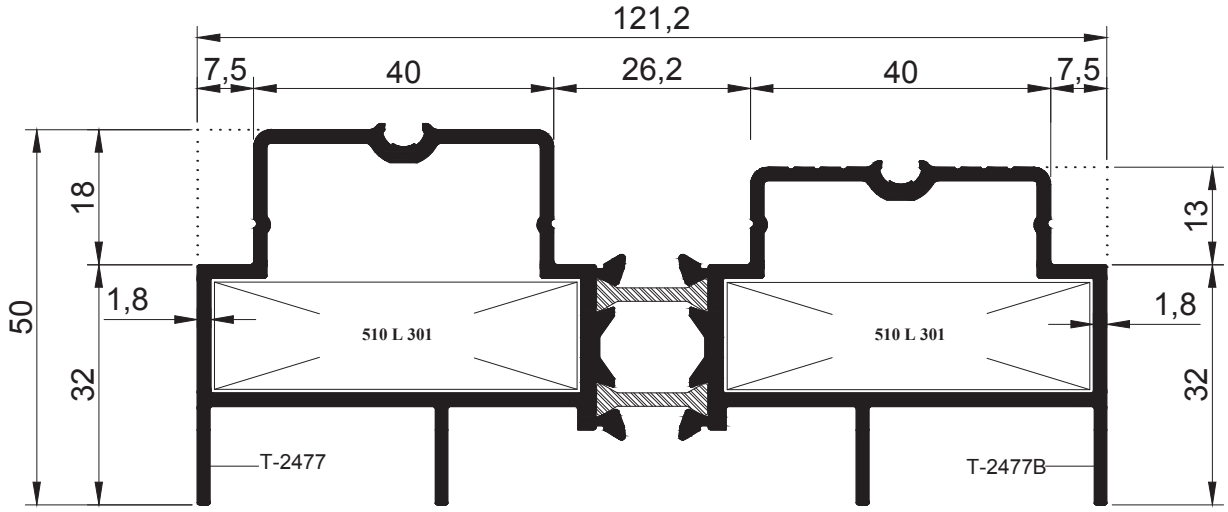
**SZMS120 U 02**

PROFİL KODU	KÖŞE PR. KODU	KESİM ÖLÇ. mm	AKS. KODU
SZMS120 U 01	L 510	49,0	510 L 301
SZMS120 U 02	L 510	49,0	510 L 301



**KASA PROFİLLERİ**

PR. KODU	AĞIRLIK (kg/mt)	Jxx (cm <sup>4</sup> )	Jyy (cm <sup>4</sup> )
SZMS120 U 03	2,120		

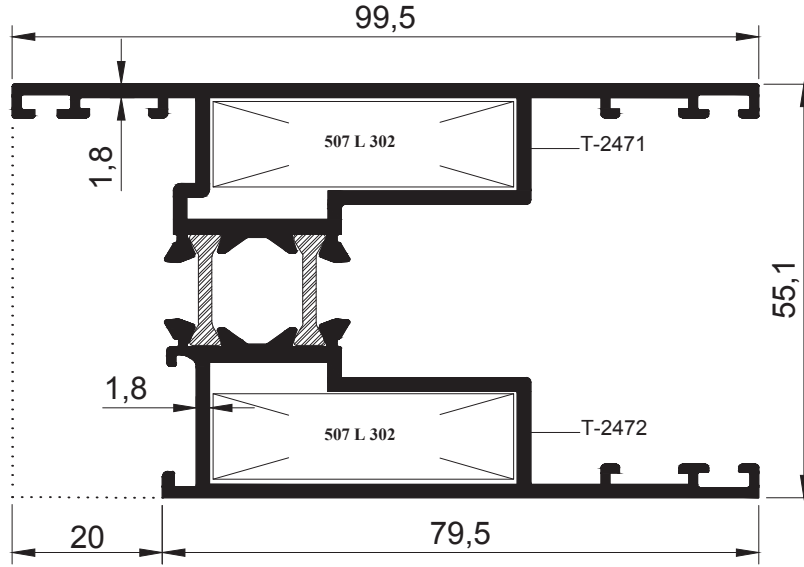


**SZMS120 U 03**

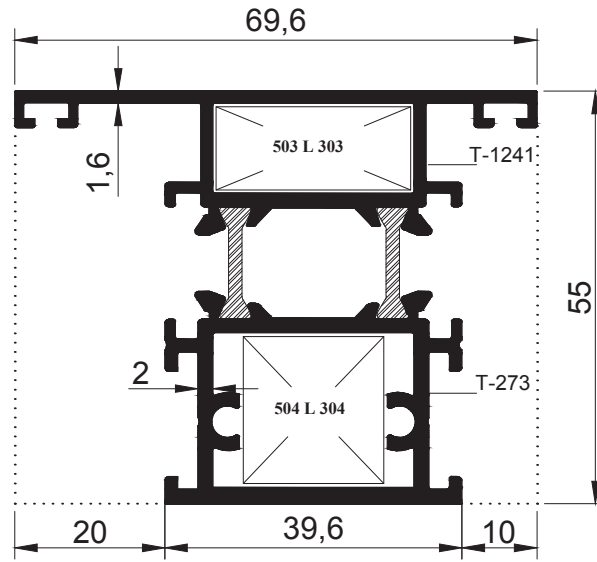
PROFİL KODU	KÖŞE PR. KODU	KESİM ÖLÇ. mm	AKS. KODU
SZMS120 U 03	L 510	49,0	510 L 301

**KANAT PROFİLLERİ**

PR. KODU	AĞIRLIK (kg/mt)	Jxx (cm4)	Jyy (cm4)
SZMS120 Y 01	1,953		
SZMS120 Y 02	1,850		



**SZMS120 Y 01**

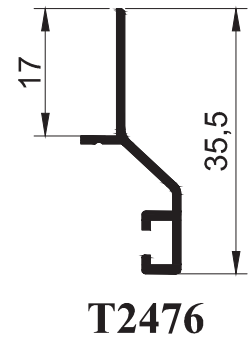
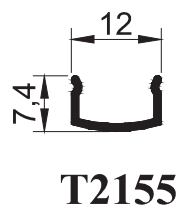
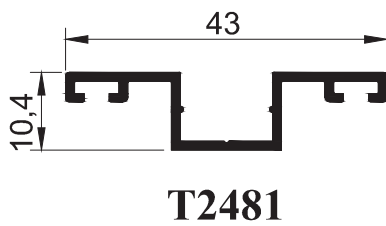
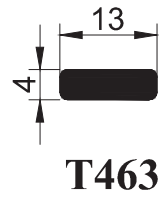
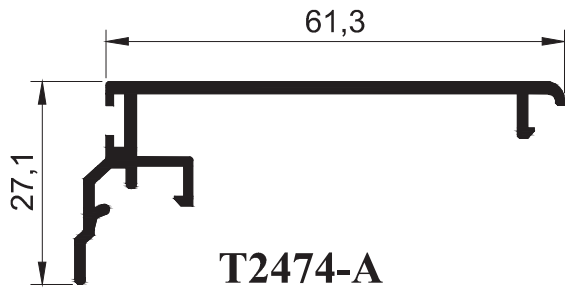
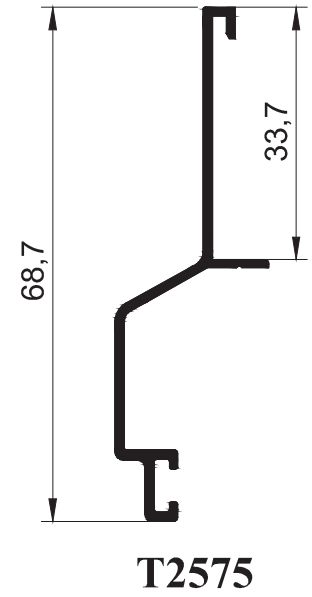
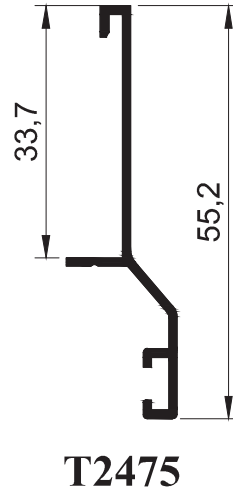
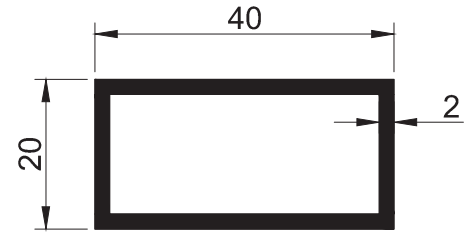
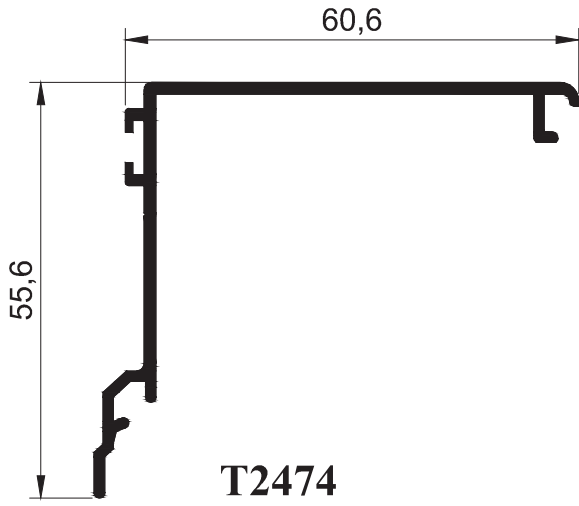


**SZMS120 Y 02**

PROFİL KODU	KÖŞE PR. KODU	KESİM ÖLÇ. mm	AKS. KODU
SZMS120 Y 01	L 507	12,0	507 L 302
SZMS120 Y 02	L 503 L 504	11,5 20,0	503 L 303 504 L 304

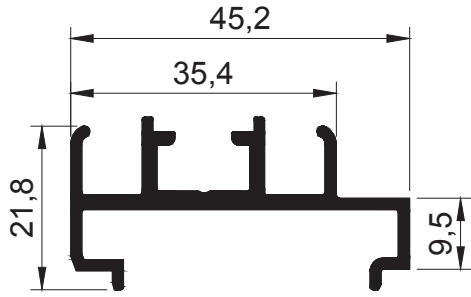
**SİSTEM PROFİLLERİ**

PR. KODU	AĞIRLIK (kg/mt)	PR. KODU	AĞIRLIK (kg/mt)	PR. KODU	AĞIRLIK (kg/mt)
T2474	0,572	T2481	0,236	T122	0,609
T2474-A	0,490	T2575	0,321	T463	0,137
T2475	0,240	T2576	0,100	T574	0,110
T2476	0,170	T2155	0,075		

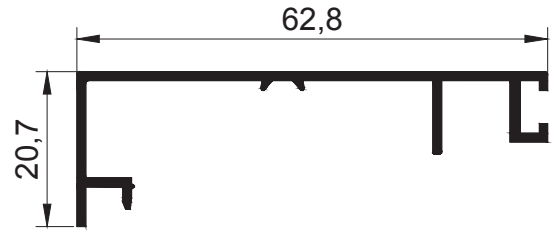


**SİSTEM PROFİLLERİ**

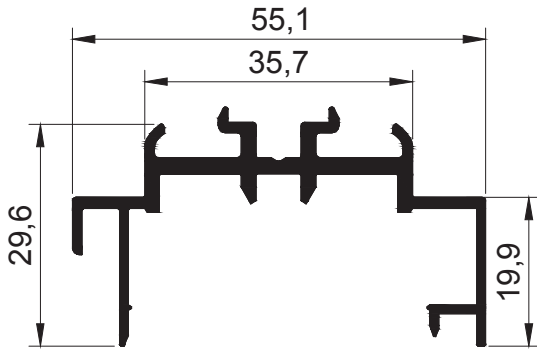
PR. KODU	AĞIRLIK (kg/mt)	PR. KODU	AĞIRLIK (kg/mt)	PR. KODU	AĞIRLIK (kg/mt)
T573	0,667	T2480	0,410	T2479	0,253
T2588	0,852	T1242	0,572	T572	0,765
T579	0,385	T2490	0,863		



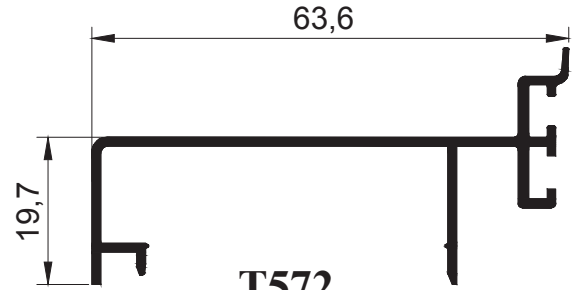
**T1242**



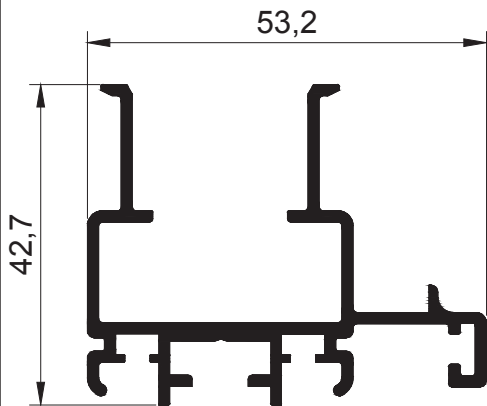
**T579**



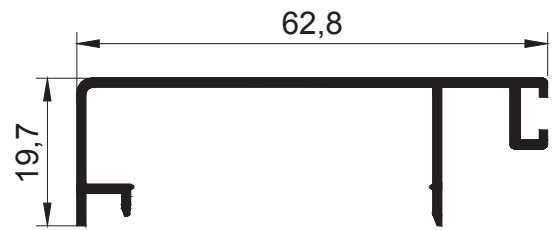
**T573**



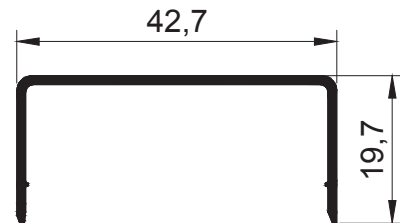
**T572**



**T2588**



**T2480**



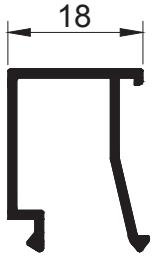
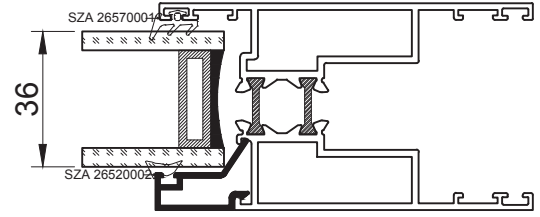
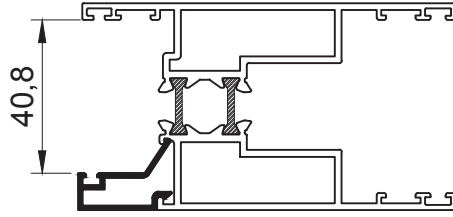
**T2479**

**CAM ÇİTALARI**

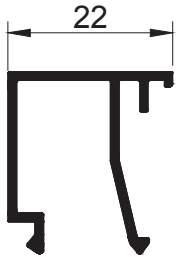
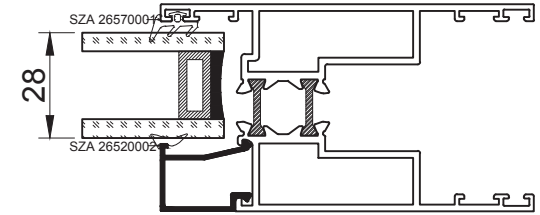
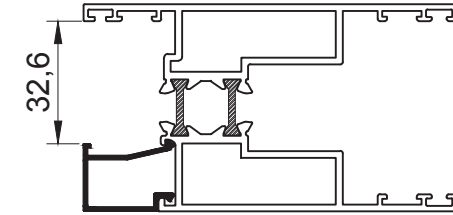
PR. KODU	AĞIRLIK (kg/mt)	PR. KODU	AĞIRLIK (kg/mt)
T1046	0,285	T275	0,232
T206	0,232	T75	0,270
T276	0,241		



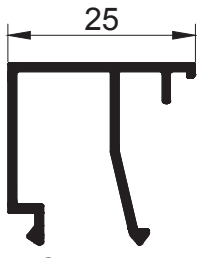
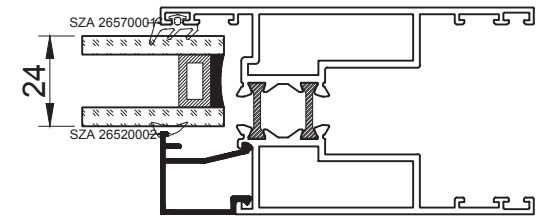
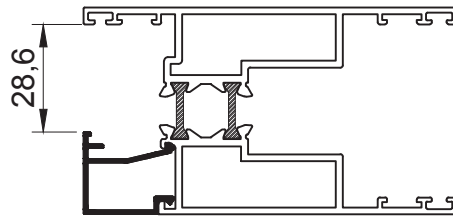
**T1046**



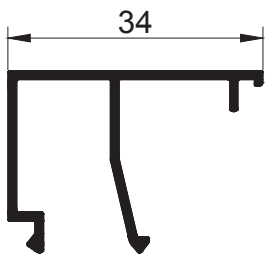
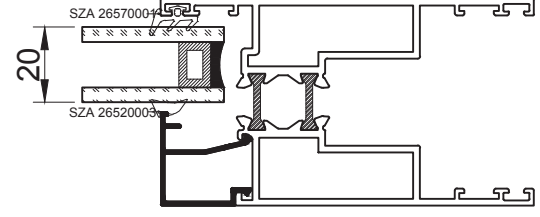
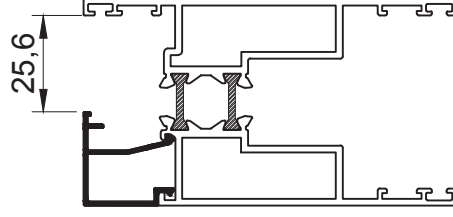
**T206**



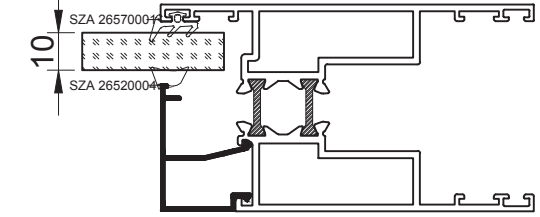
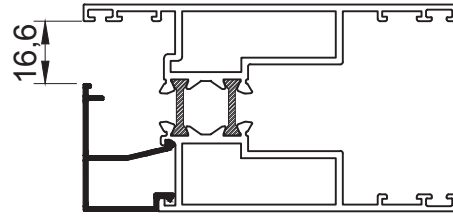
**T276**



**T275**

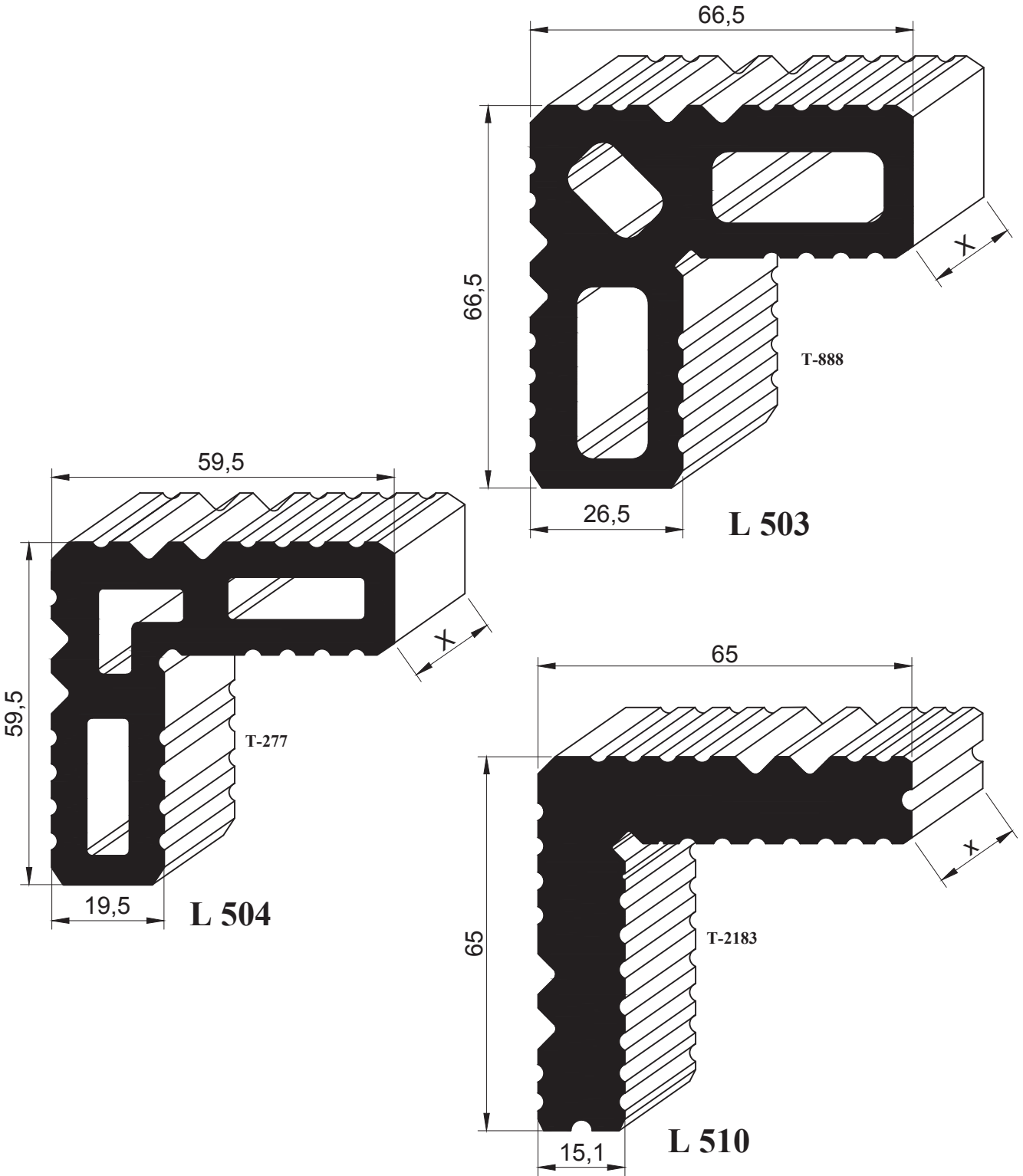


**T75**



**BAĞLANTI PROFİLLERİ**

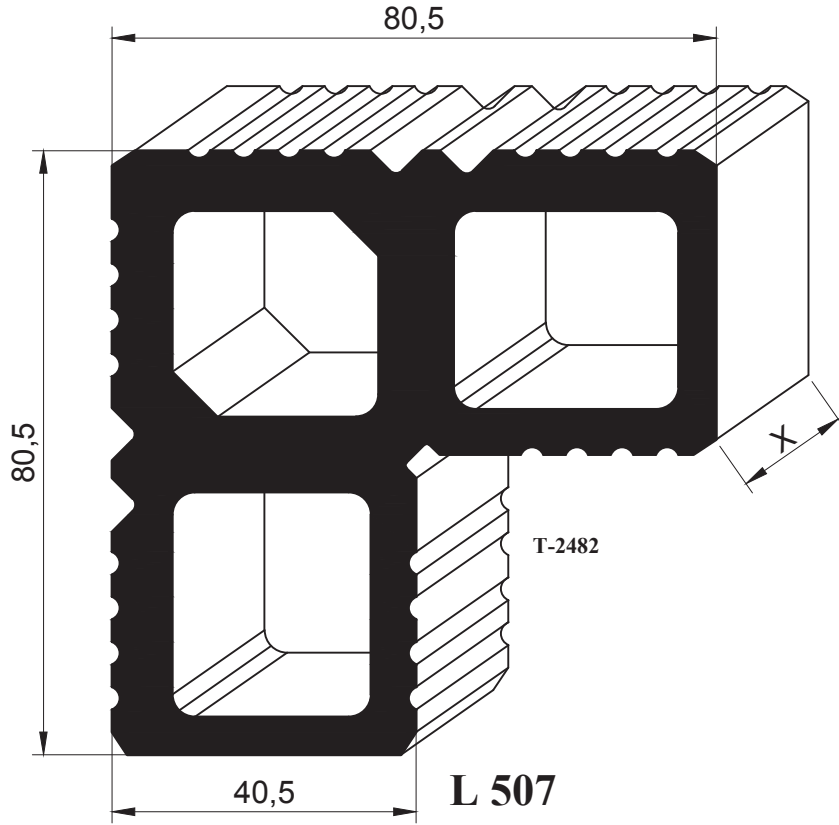
PR. KODU	AĞIRLIK (kg/mt)
L 503	4,921
L 504	3,622
L 510	4,310





**BAĞLANTI PROFİLLERİ**

PR. KODU AĞIRLIK (kg/mt)


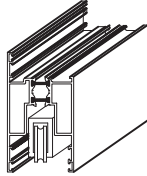

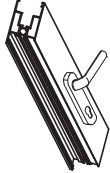

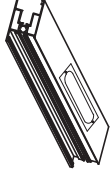

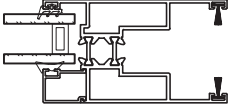

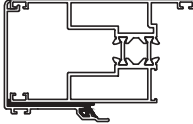

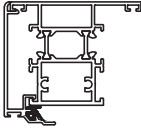

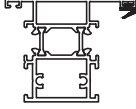
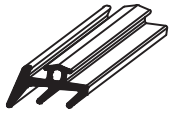
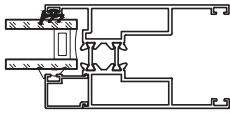

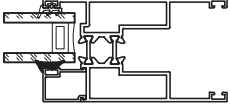
L 507 6,726



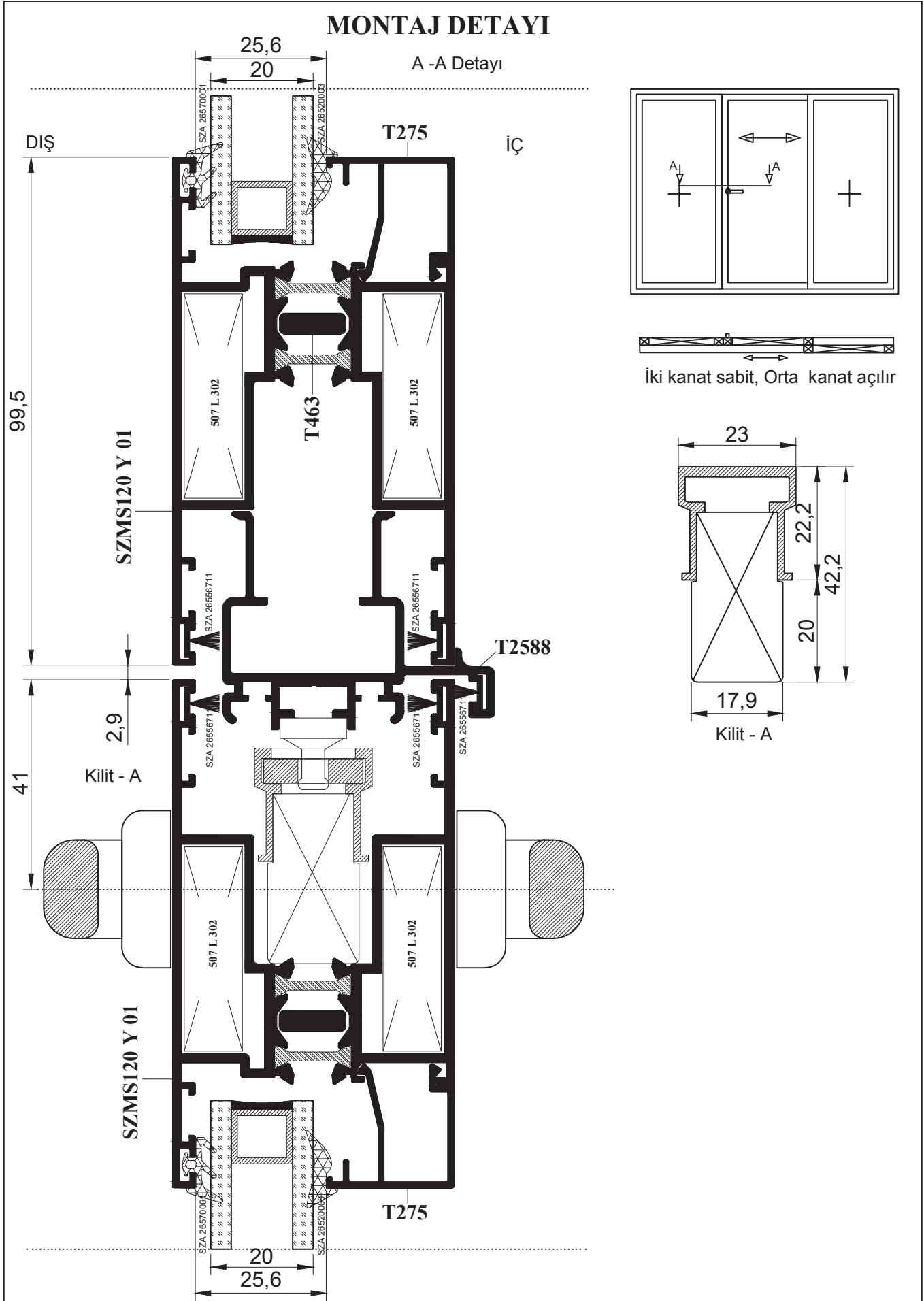
**BAĞLANTI KESİM ÖLÇÜLERİ**

PROFİL KODU	 KÖŞE PR. KODU	KESİM ÖLÇ. mm	 AKS. KODU
<b>SZMS 120 U 01</b>	<b>L 510</b>	49,0	<b>510 L 301</b>
<b>SZMS 120 U 02</b>	<b>L 510</b>	49,0	<b>510 L 301</b>
<b>SZMS 120 Y 01</b>	<b>L 507</b>	12,0	<b>507 L 302</b>
<b>SZMS 120 Y 02</b>	<b>L 503</b>	11,5	<b>503 L 303</b>
	<b>L 504</b>	20,0	<b>504 L 304</b>

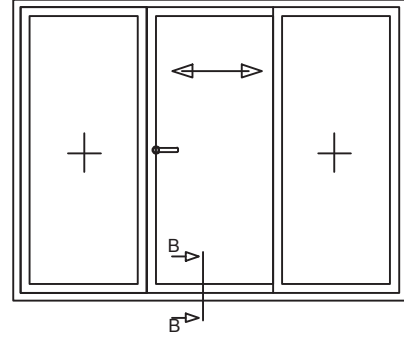
**SİSTEM AKSESUARLARI**

ÇİZİM	KOD	KULANIM YERİ
	Arabalı takımı ..... SZA 5600010	
	Kol .....	
	Havuz kol ..... SZA 09105105	
	Kıl fitili ..... SZA 26556711	
	M3 Adaptör fitili ..... SZA 2606003	
	M4 Adaptör fitili ..... SZA 2606004	
	TC-N2 Kanat fitili ..... SZA 26570002	
	TC-N1 Dış Cam fitili ..... TA 26570001	
	İç Cam fitili ..... SZA 26520001- 1mm SZA 26520002- 2 mm SZA 26520003- 3 mm SZA 26520004- 4 mm SZA 26520005- 5 mm SZA 26520006- 6 mm	



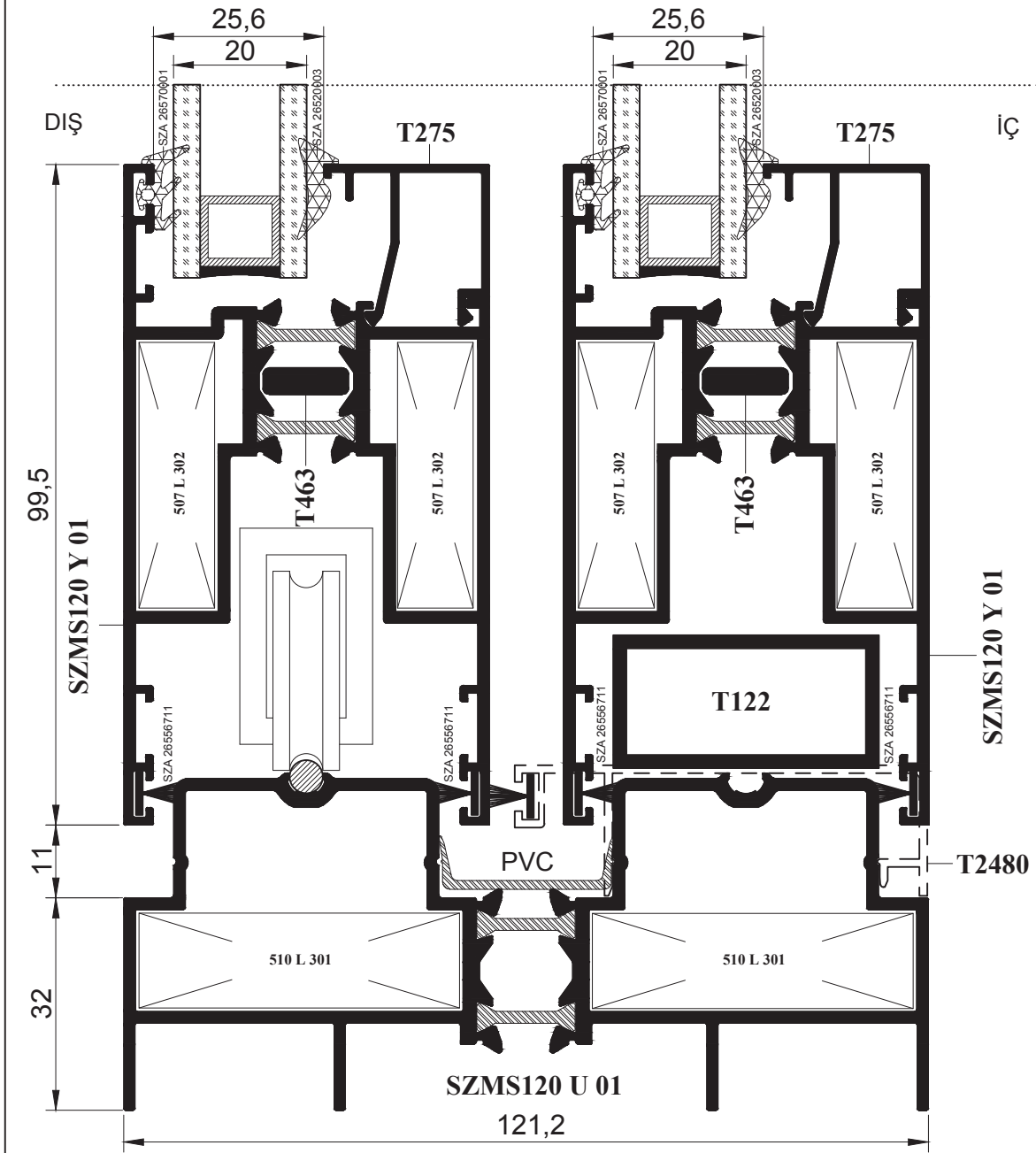


**MONTAJ DETAYI**

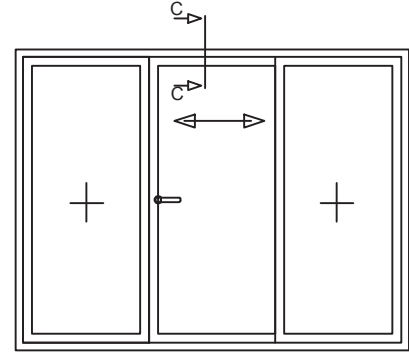


B - B Detayı

İki kanat sabit, Orta kanat açılır



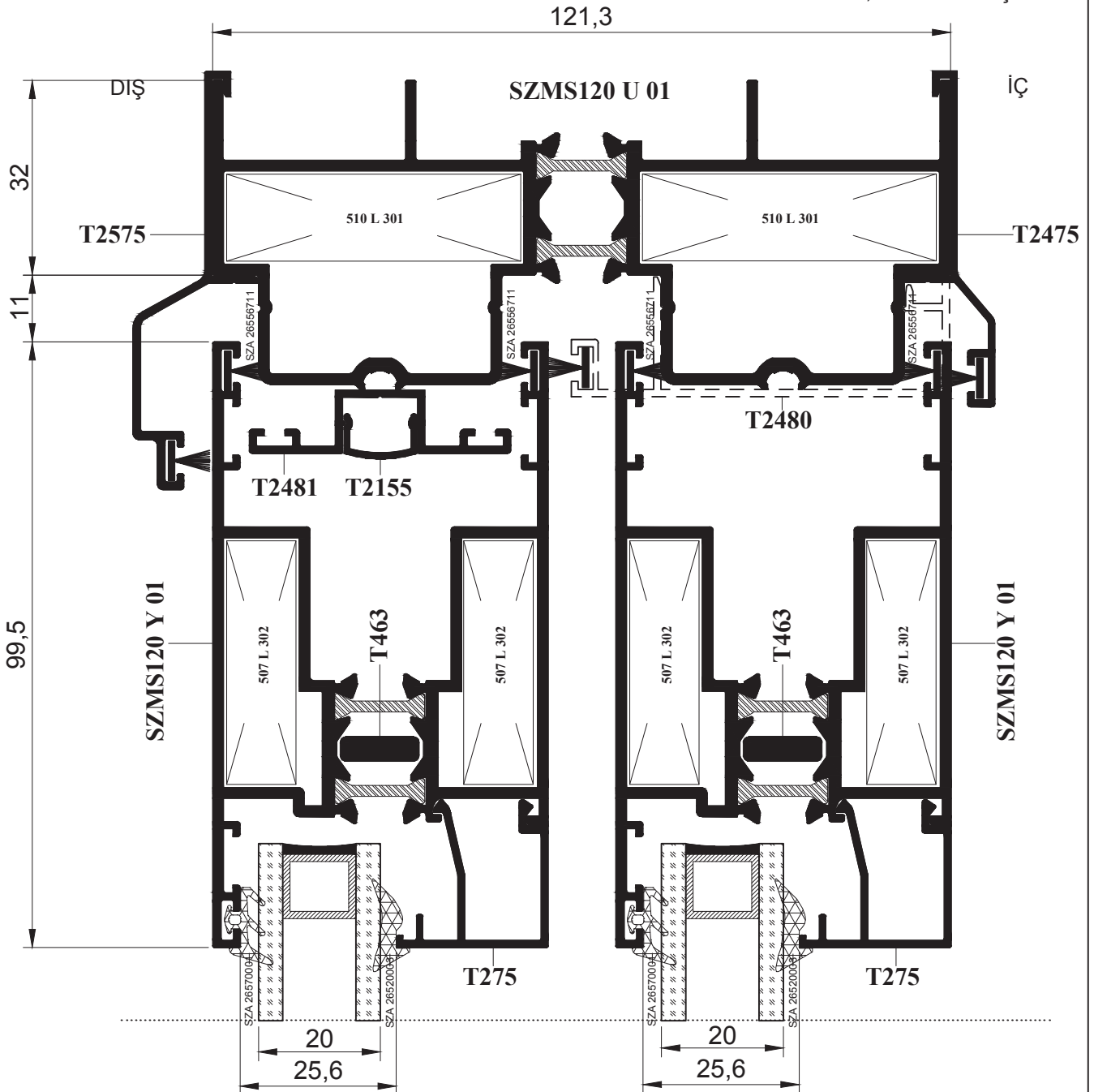
**MONTAJ DETAYI**



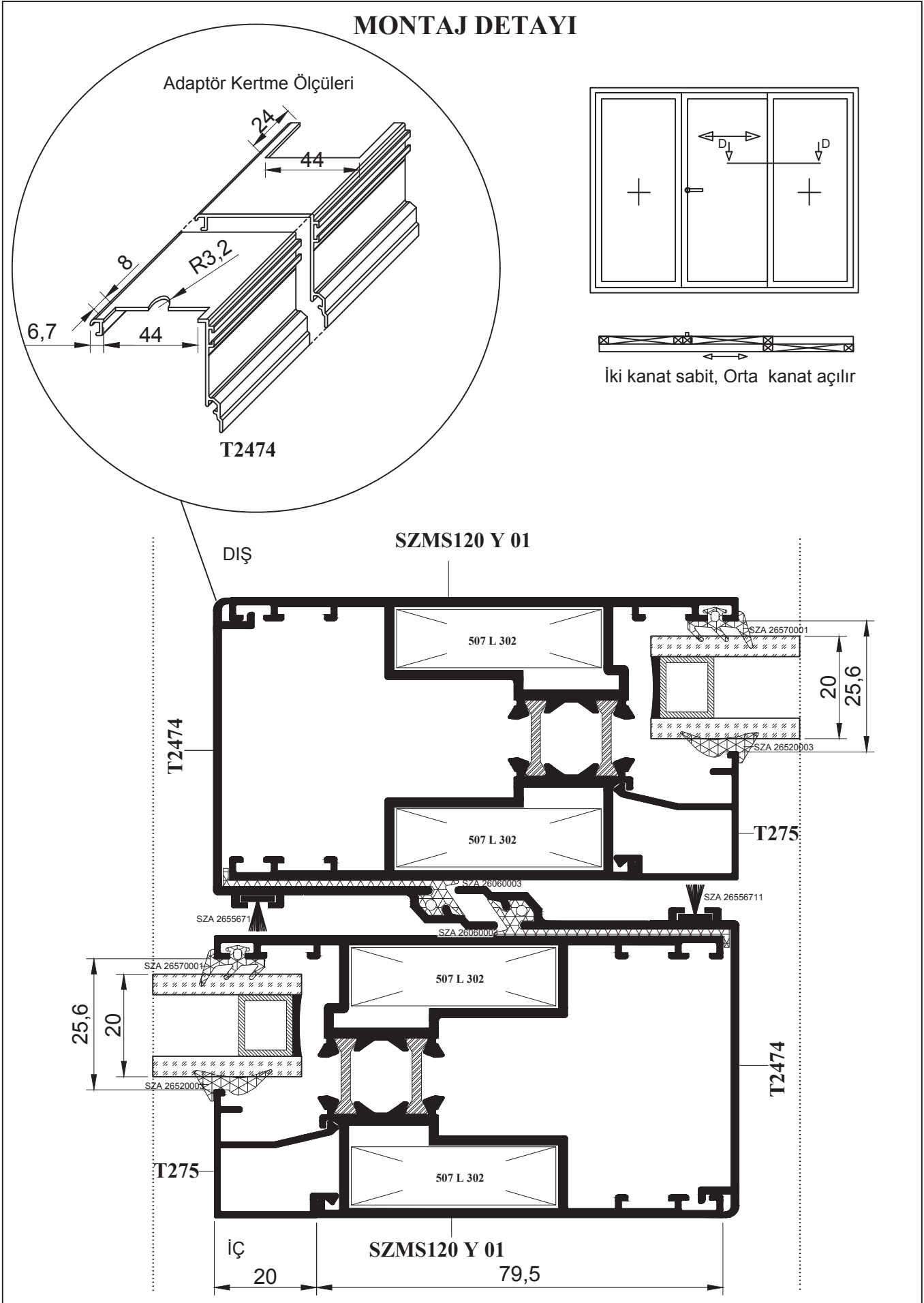
C - C Detayı



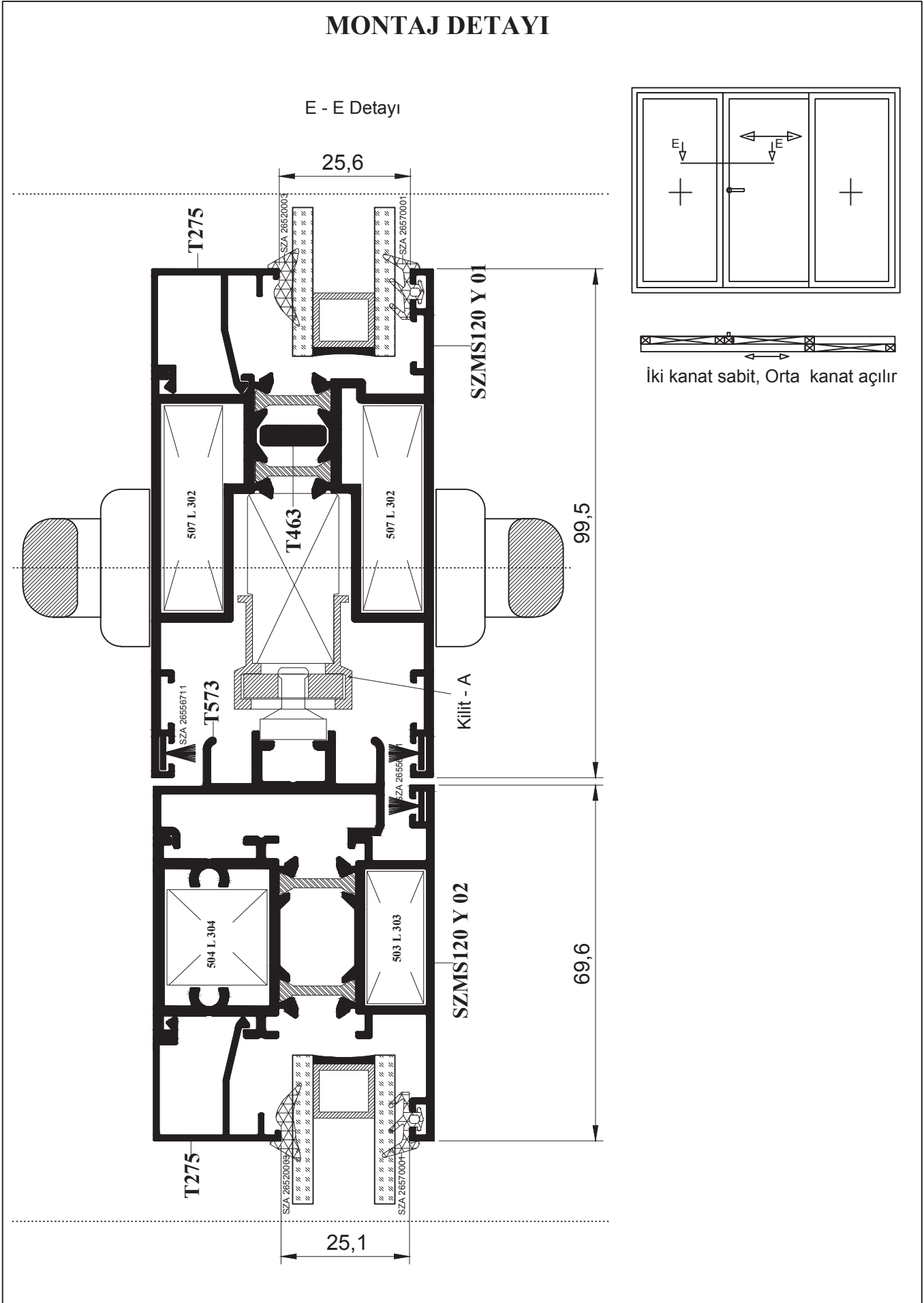
İki kanat sabit, Orta kanat açılır



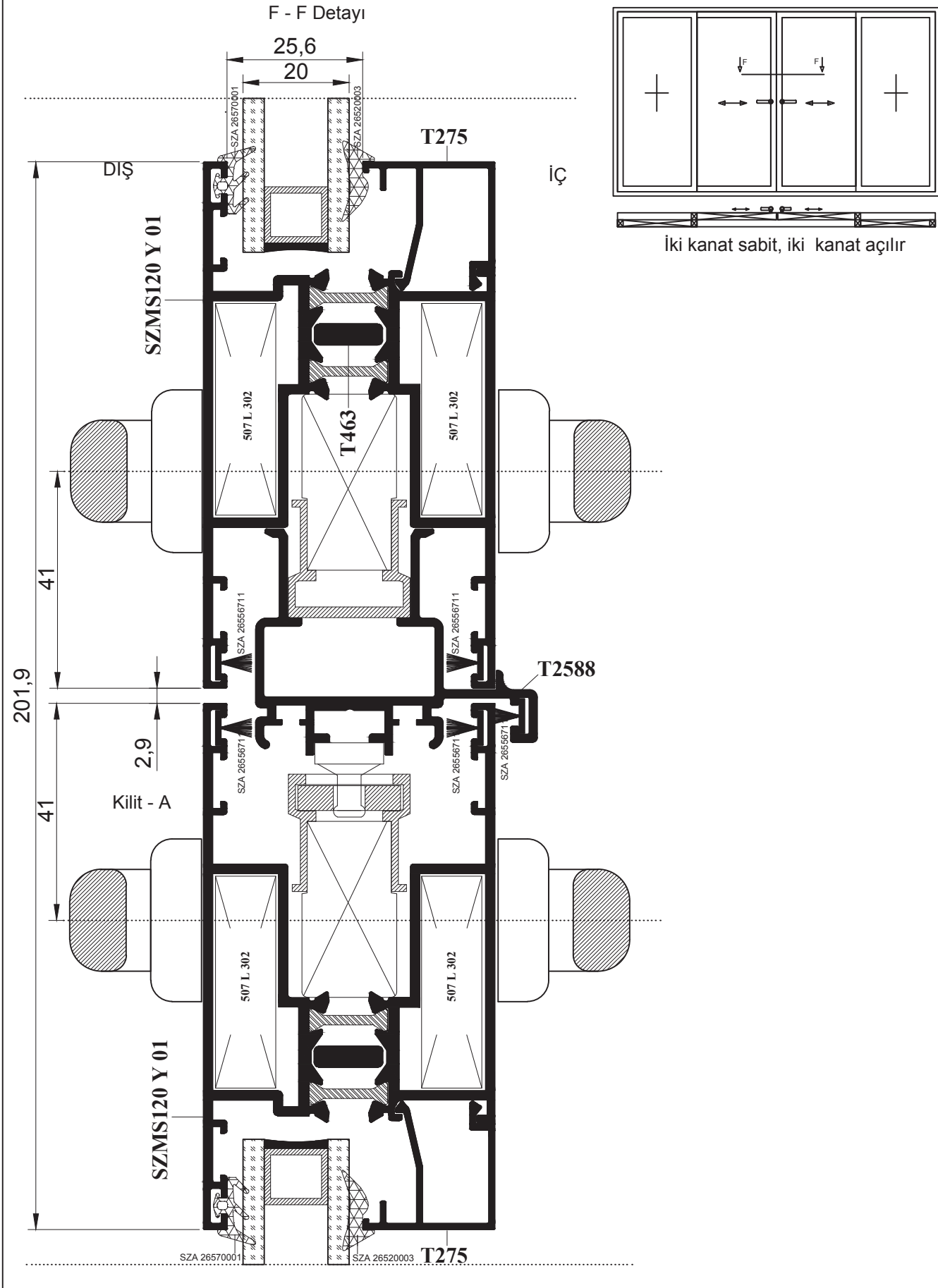
**MONTAJ DETAYI**



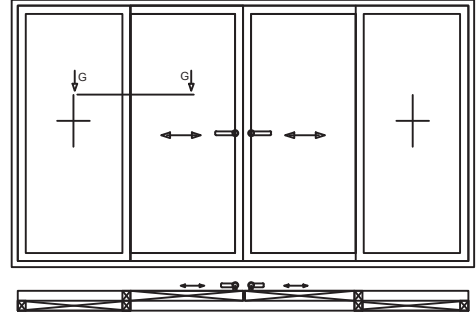
**MONTAJ DETAYI**



**MONTAJ DETAYI**

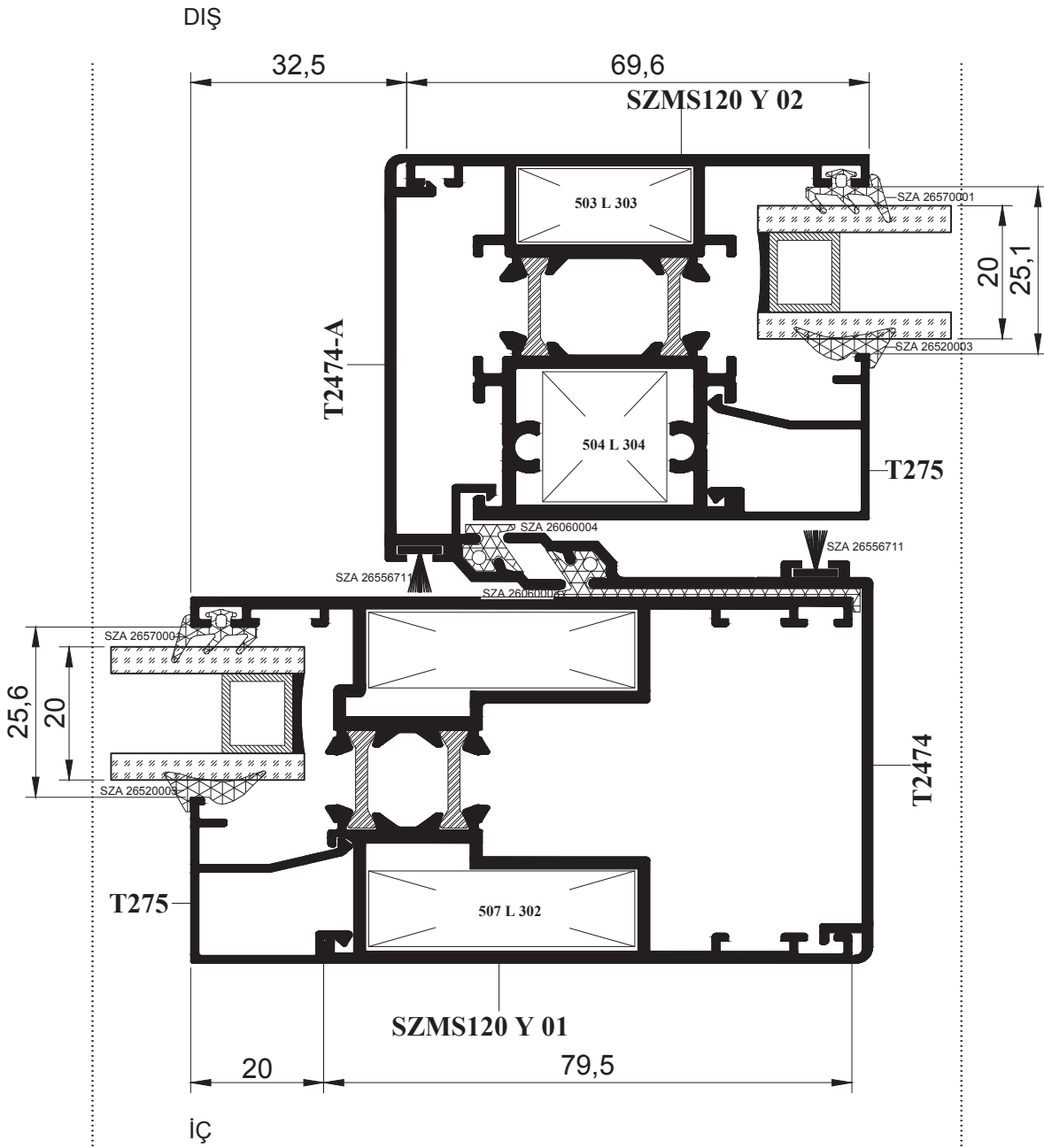


**MONTAJ DETAYI**

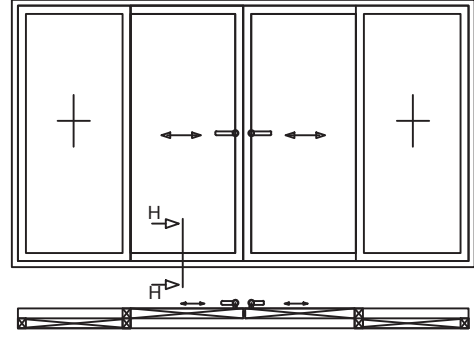


İki kanat sabit, iki kanat açılır

**G - G Detayı**

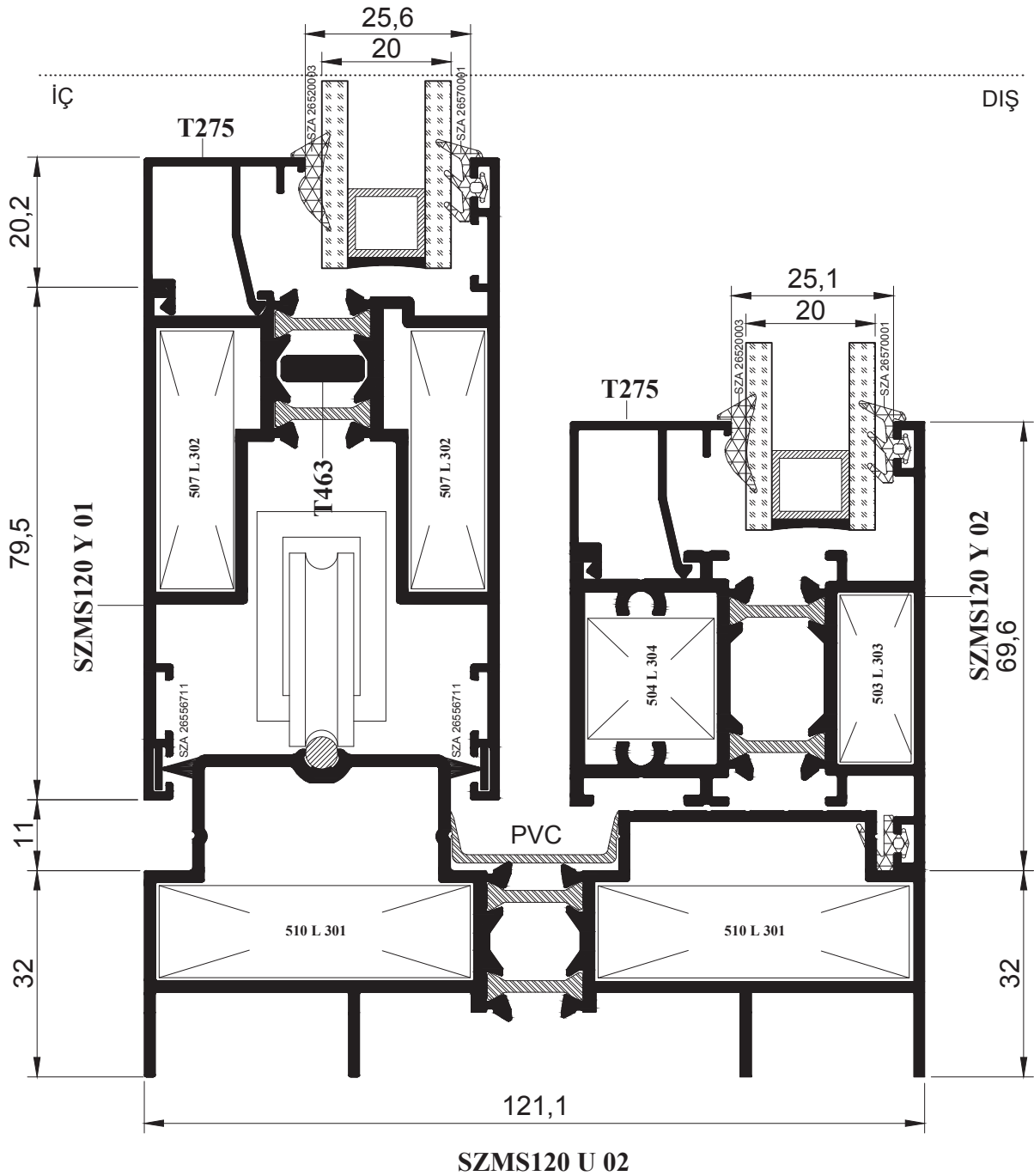


**MONTAJ DETAYI**



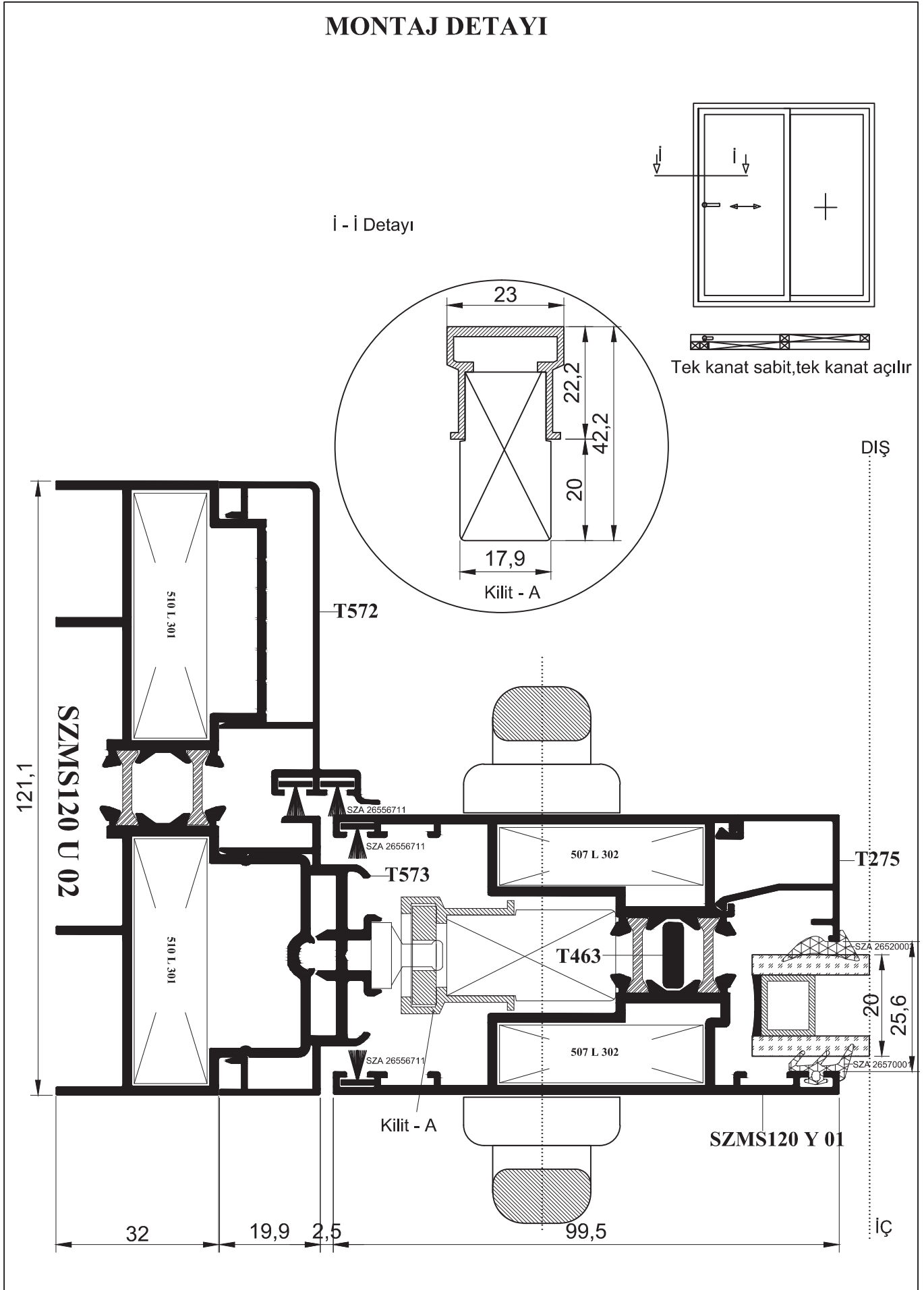
İki kanat sabit, iki kanat açılır

H - H Detayı



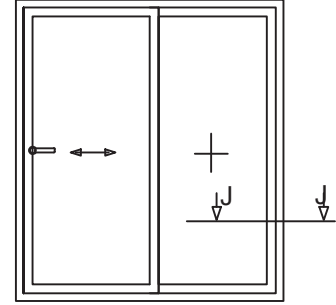


**MONTAJ DETAYI**

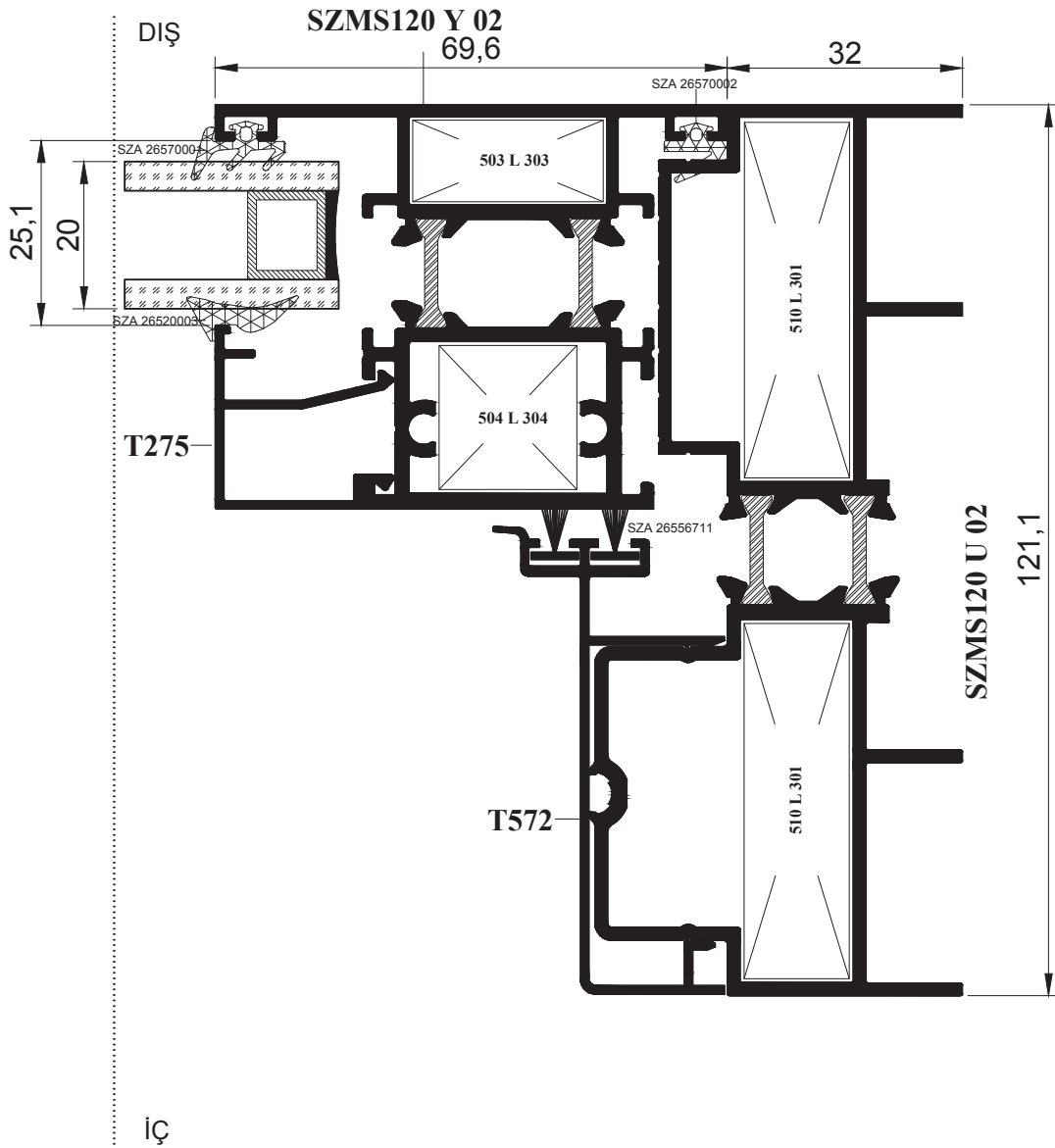


**MONTAJ DETAYI**

J - J Detayı

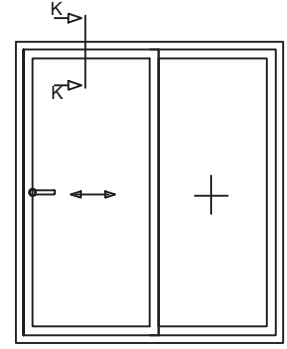


Tek kanat sabit, tek kanat açılır

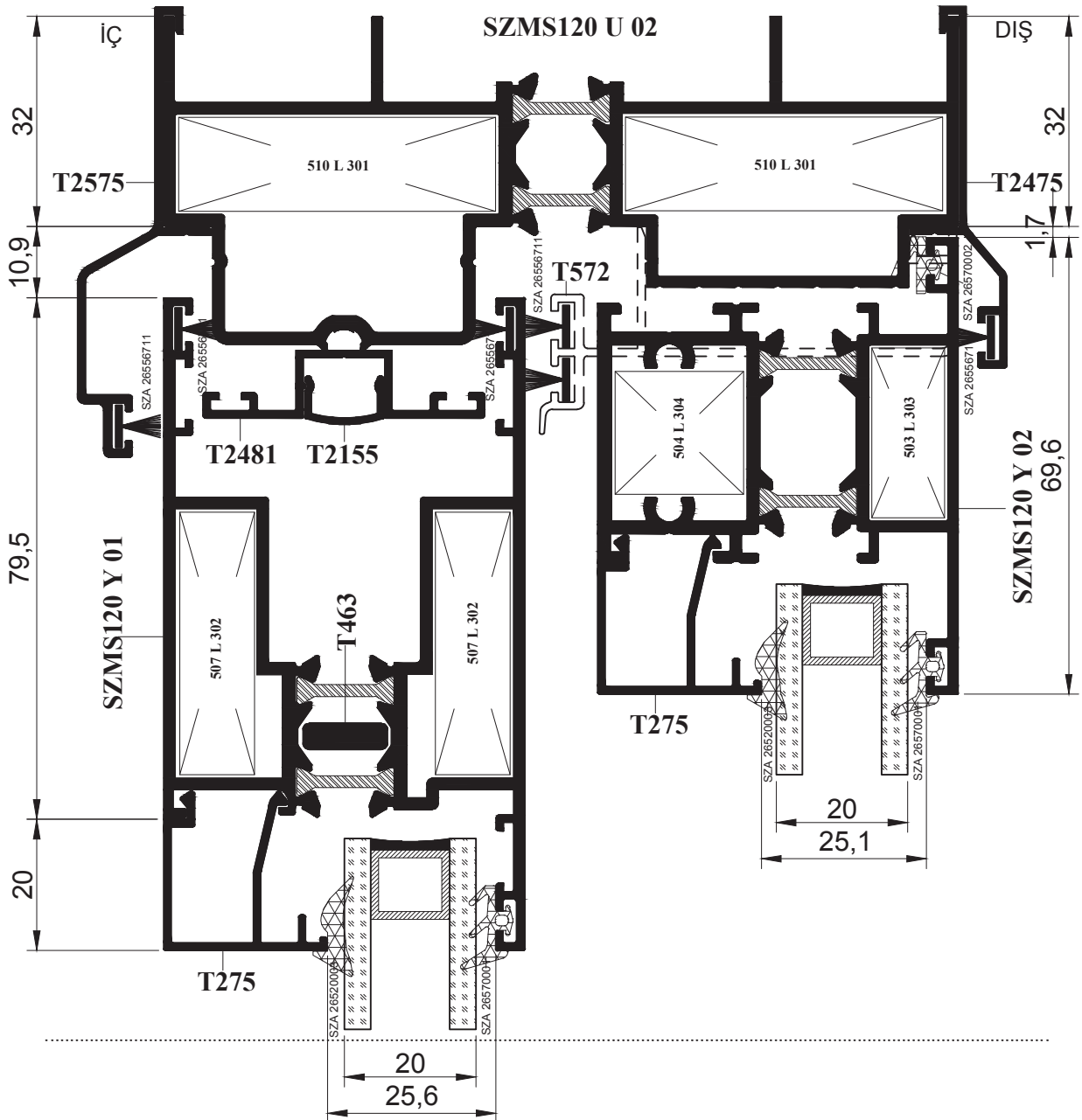


**MONTAJ DETAYI**

K - K Detayı



Tek kanat sabit, tek kanat açılır

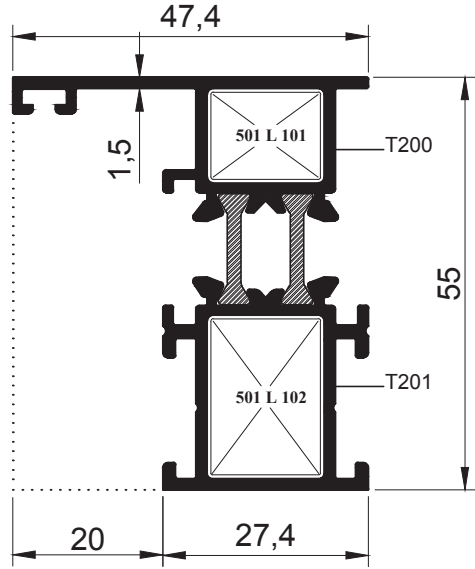


A series of horizontal dotted lines for writing notes.

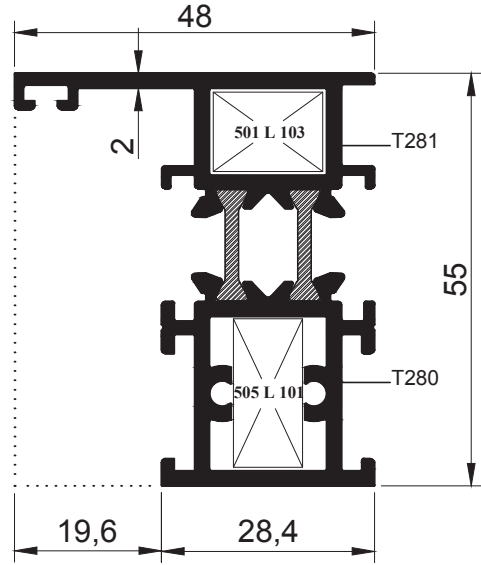


**KASA PROFİLLERİ**

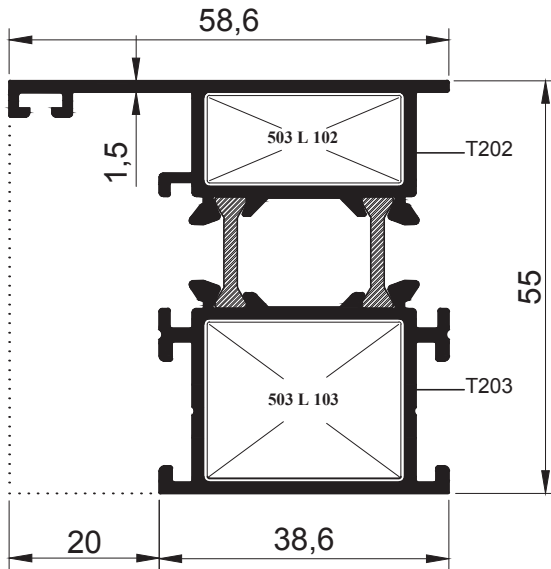
PR. KODU	AĞIRLIK (kg/mt)	Jxx (cm <sup>4</sup> )	Jyy (cm <sup>4</sup> )
TW55 J 01	1.079	14.05	7.82
TW55 J 02	1.410	17.51	9.50
TW55 J 03	1.260	17.78	15.01
TW55 J 04	1.650	21.55	15.08



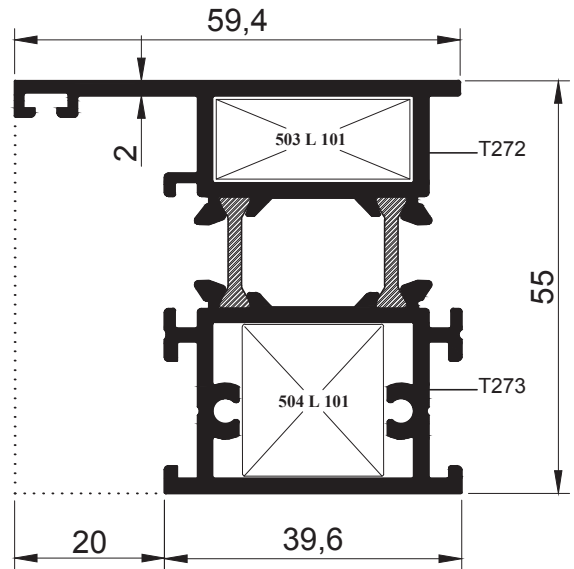
**TW55 J 01**



**TW55 J 02**



**TW55 J 03**



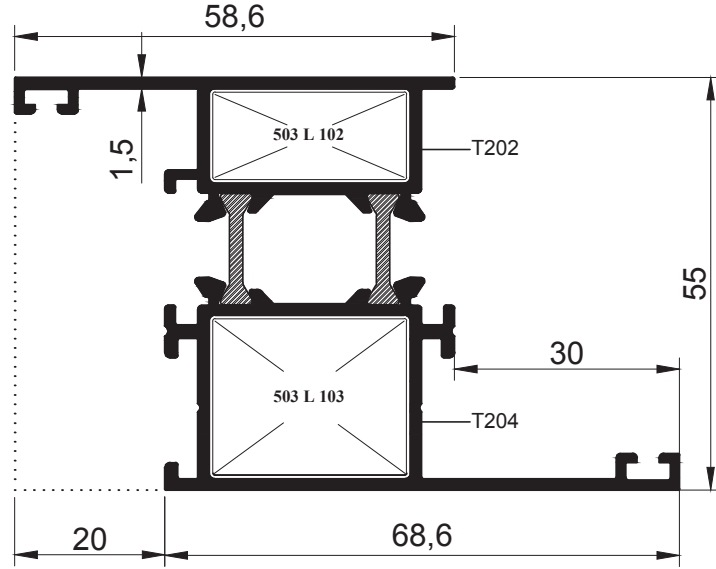
**TW55 J 04**

PROFİL KODU	KÖŞE PR. KODU	KESİM ÖLÇ. mm	AKS. KODU
TW55 J 01	L 501	12,0	501 L 101
	L 501	21,3	501 L 102
TW55 J 02	L 501	11,0	501 L 103
	L 505	20,3	505 L 101

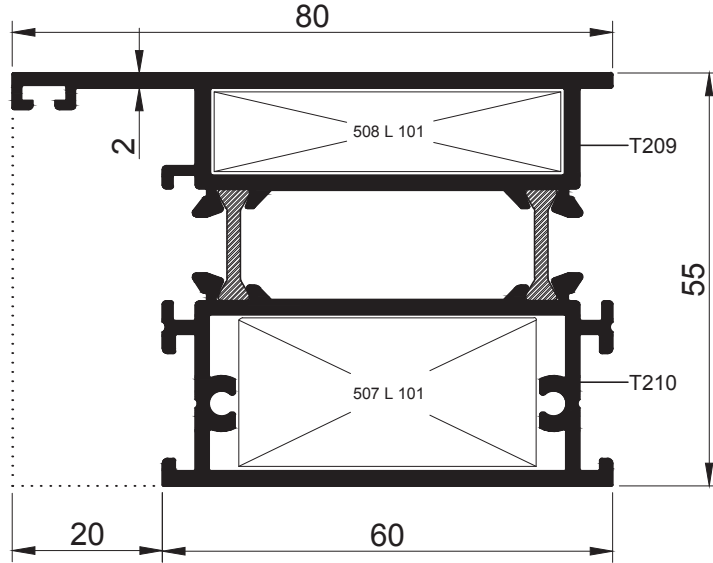
PROFİL KODU	KÖŞE PR. KODU	KESİM ÖLÇ. mm	AKS. KODU
TW55 J 03	L 503	12,0	503 L 102
	L 503	21,3	503 L 103
TW55 J 04	L 503	11,0	503 L 101
	L 504	20,3	504 L 101

**KASA PROFİLLERİ**

PR. KODU	AĞIRLIK (kg/mt)	Jxx (cm <sup>4</sup> )	Jyy (cm <sup>4</sup> )
TW55 J 05	1.416	21.30	38.10
TW55 J 06	2.074	28.04	36.85



**TW55 J 05**

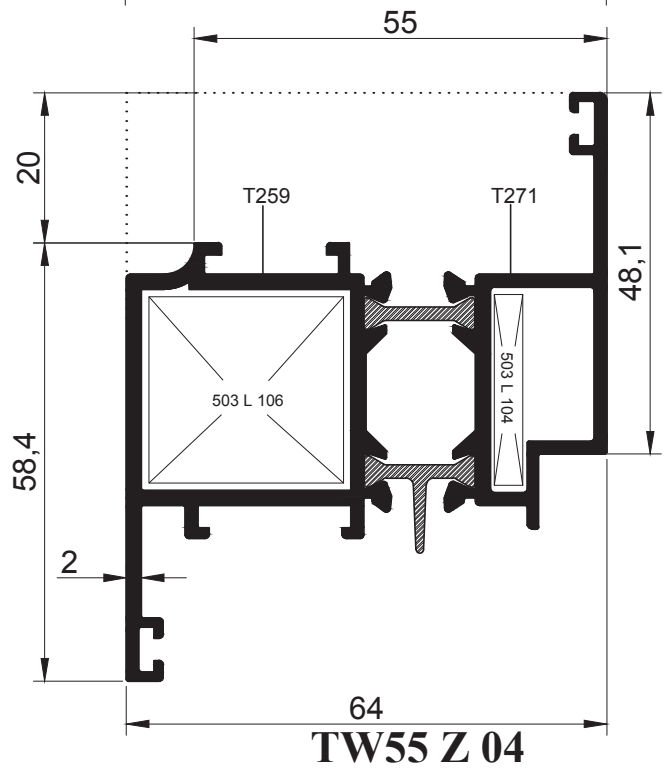
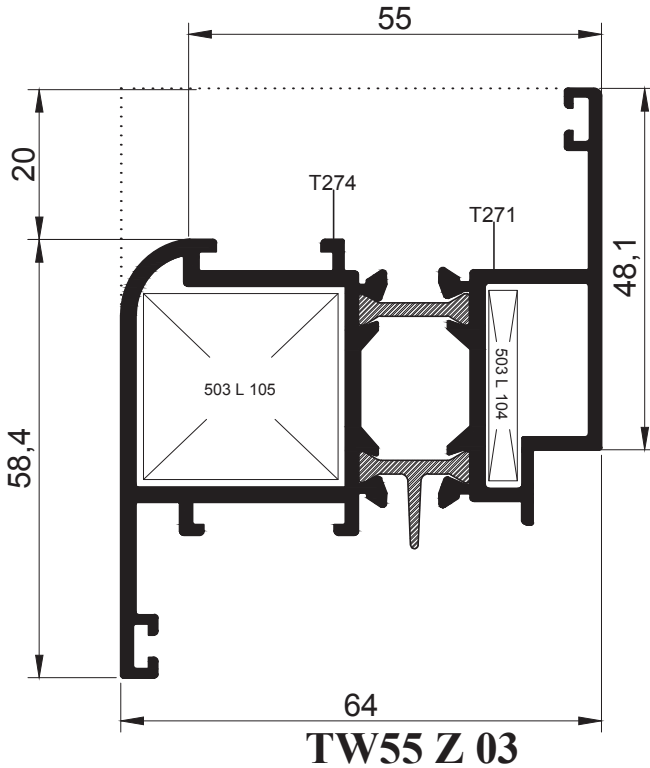
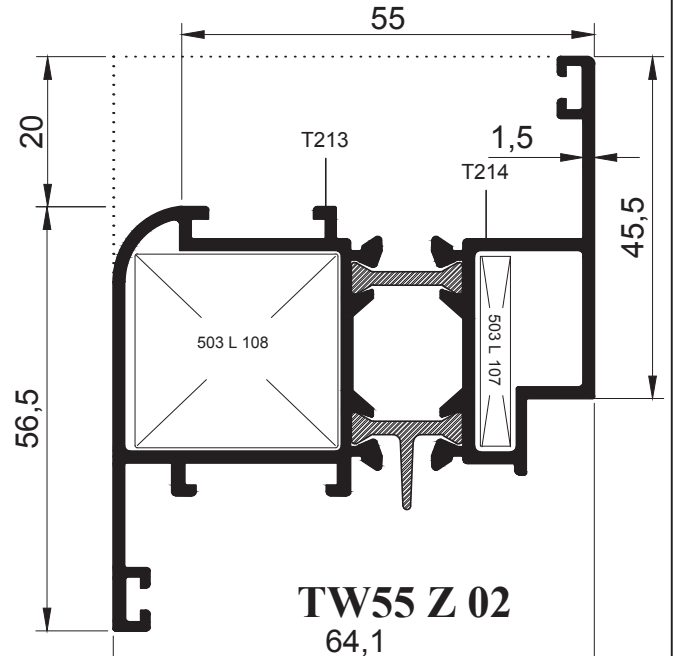
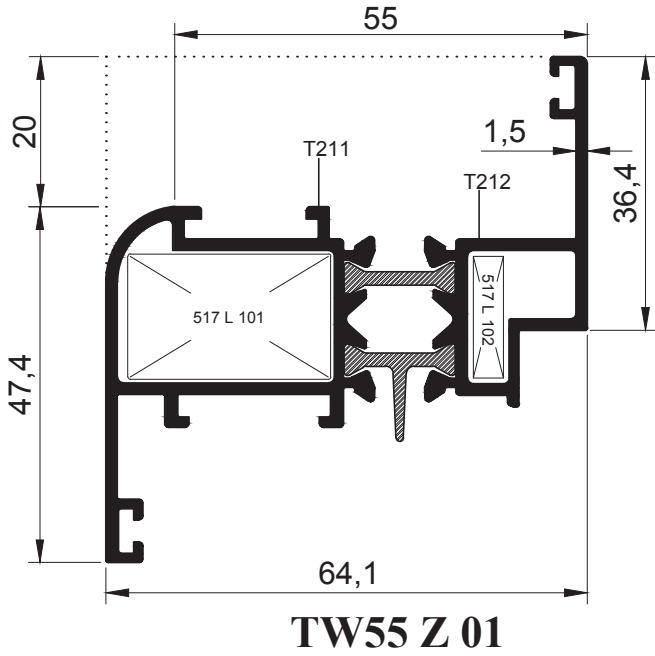


**TW55 J 06**

PROFİL KODU	KÖŞE PR. KODU	KESİM ÖLÇ. mm	AKS. KODU
TW55 J 05	L 503	12,0	503 L 102
	L 503	21,3	503 L 103
TW55 J 06	L 508	11,0	508 L 101
	L 507	20,3	507 L 101

**KANAT PROFİLLERİ**

PR. KODU	AĞIRLIK (kg/mt)	Jxx (cm <sup>4</sup> )	Jyy (cm <sup>4</sup> )
TW55 Z 01	1.275	18.50	8.80
TW55 Z 02	1.418	21.08	14.93
TW55 Z 03	1.787	23.59	17.64
TW55 Z 04	1.690	24.83	17.68



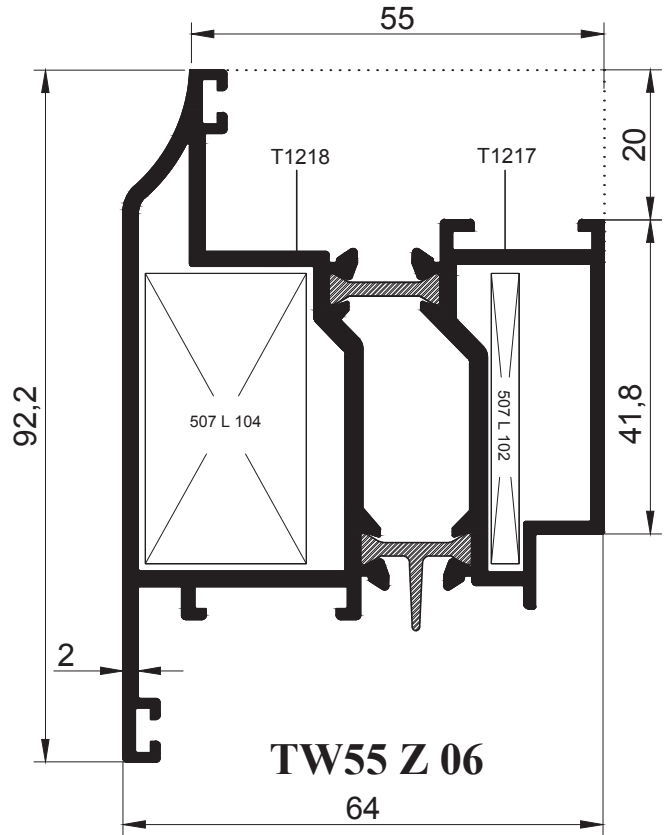
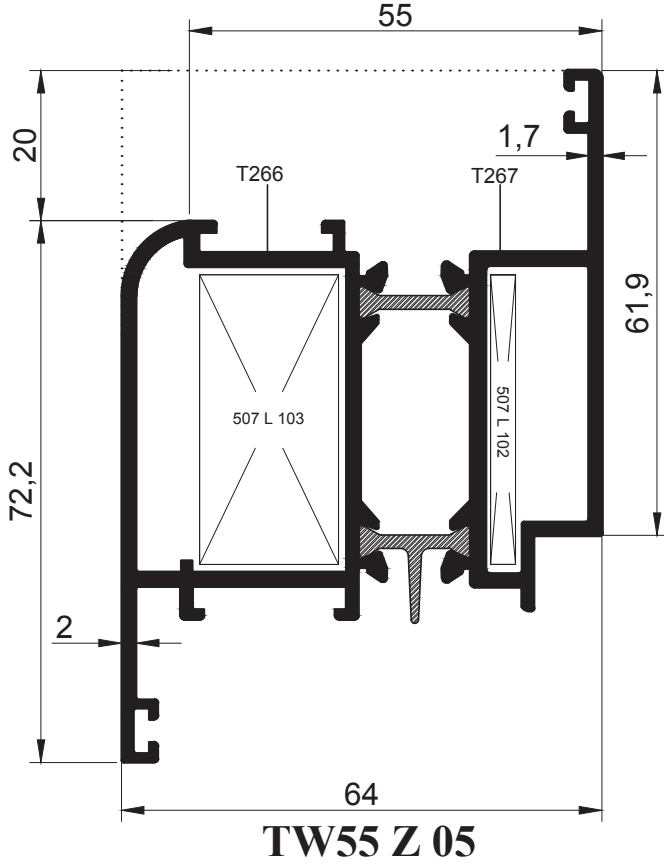
PROFİL KODU	KÖŞE PR. KODU	KESİM ÖLÇ. mm	AKS. KODU
TW55 Z 01	L 517	27,0	517 L 101
	L 517	5,0	517 L 102
TW55 Z 02	L 503	5,0	503 L 107
	L 503	27,0	503 L 108

PROFİL KODU	KÖŞE PR. KODU	KESİM ÖLÇ. mm	AKS. KODU
TW55 Z 03	L 503	4,0	503 L 104
	L 503	26,0	503 L 105
TW55 Z 04	L 503	4,0	503 L 104
	L 503	27,0	503 L 106



**KANAT PROFİLLERİ**

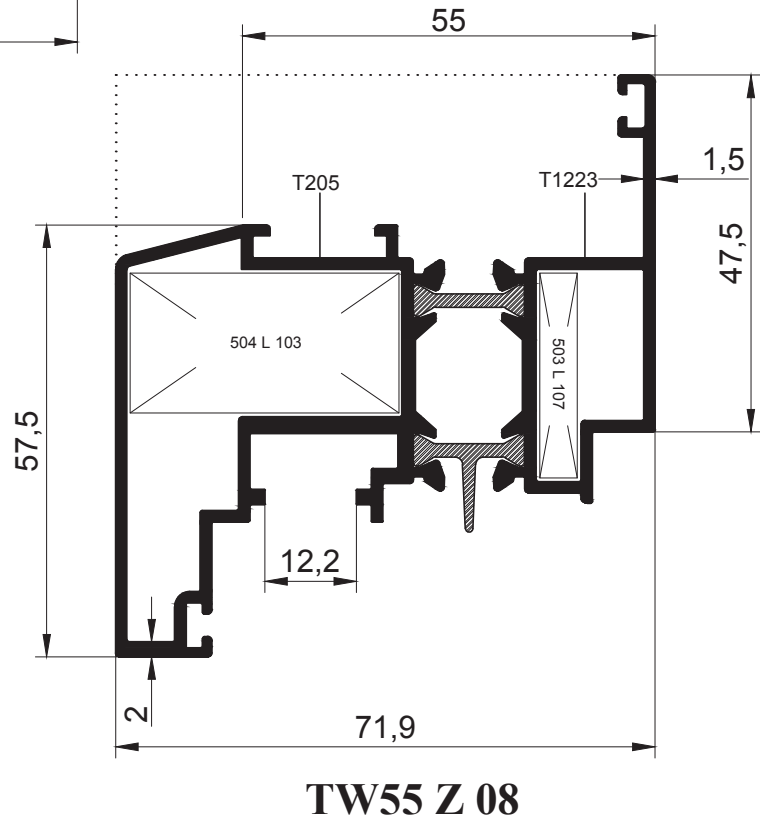
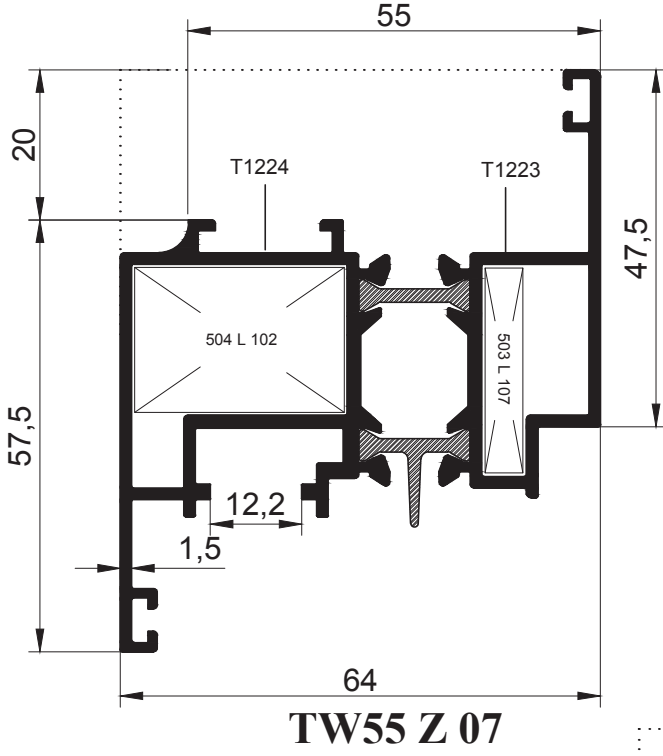
PR. KODU	AĞIRLIK (kg/mt)	Jxx (cm <sup>4</sup> )	Jyy (cm <sup>4</sup> )
TW55 Z 05	1.975	28.30	41.85
TW55 Z 06	2.135	36.65	61.38



PROFİL KODU	KÖŞE PR. KODU	KESİM ÖLÇ. mm	AKS. KODU
TW55 Z 05	L 507	4,0	507 L 102
	L 507	20,0	507 L 103
TW55 Z 06	L 507	4,0	507 L 102
	L 507	23,0	507 L 104

**KANAT PROFİLLERİ**

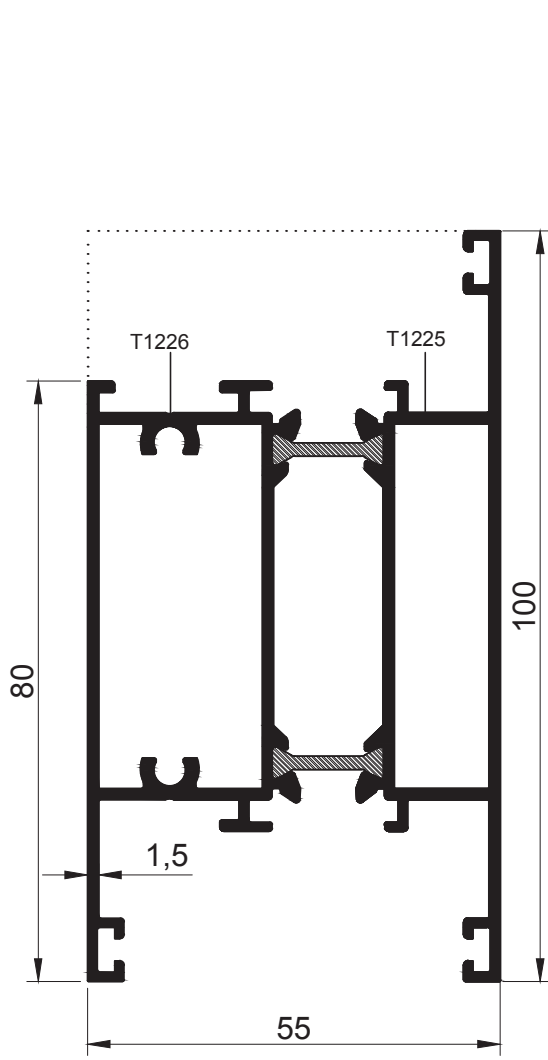
PR. KODU	AĞIRLIK (kg/mt)	Jxx (cm <sup>4</sup> )	Jyy (cm <sup>4</sup> )
TW55 Z 07	1.562	21.41	16.40
TW55 Z 08	1.720	29.75	22.90



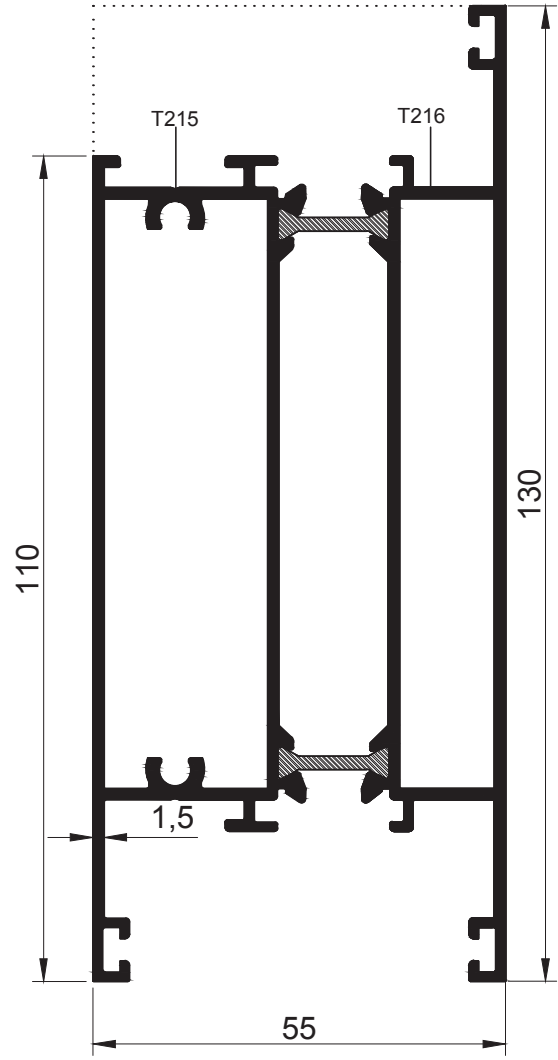
PROFİL KODU	KÖŞE PR. KODU	KESİM ÖLÇ. mm	AKS. KODU
TW55 Z 07	L 504	28,0	504 L 102
	L 503	5,0	503 L 107
TW55 Z 08	L 504	36,0	504 L 103
	L 503	5,0	503 L 107

**ETEK PROFİLLERİ**

PR. KODU	AĞIRLIK (kg/mt)	Jxx (cm <sup>4</sup> )	Jyy (cm <sup>4</sup> )
TW55 Y 01	1.915	22.48	47.23
TW55 Y 02	2.443	39.45	116.03



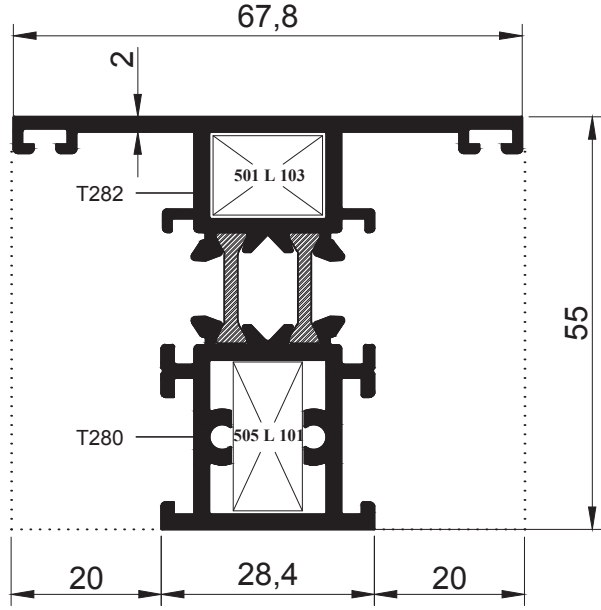
**TW55 Y 01**



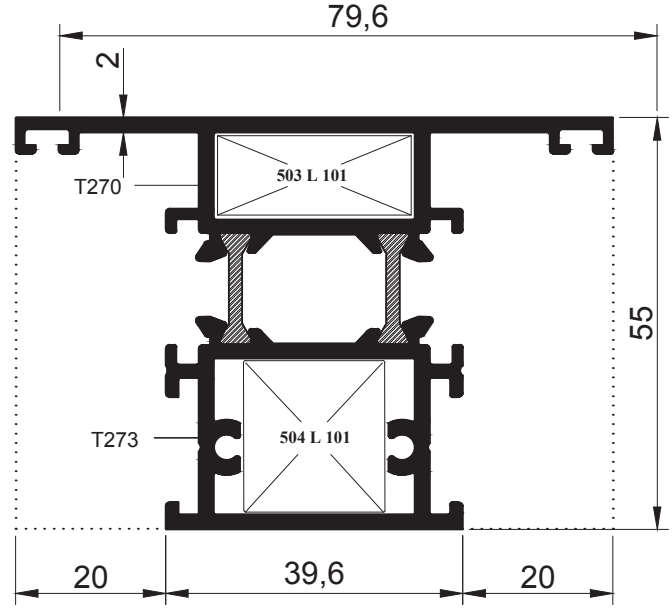
**TW55 Y 02**

**KAYIT PROFİLLERİ**

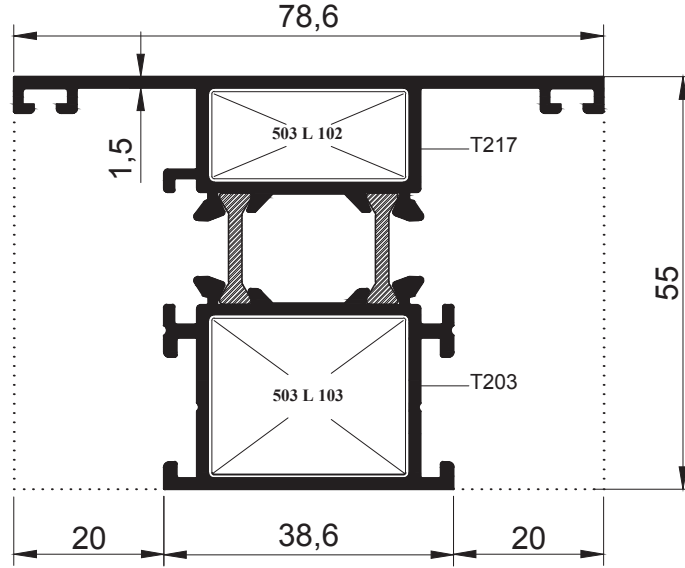
PR. KODU	AĞIRLIK (kg/mt)	Jxx (cm <sup>4</sup> )	Jyy (cm <sup>4</sup> )
TW55 T 01	1.545	15.08	9.60
TW55 T 02	1.790	23.78	16.91
TW55 T 03	1.382	20.78	16.75



**TW55 T 01**



**TW55 T 02**

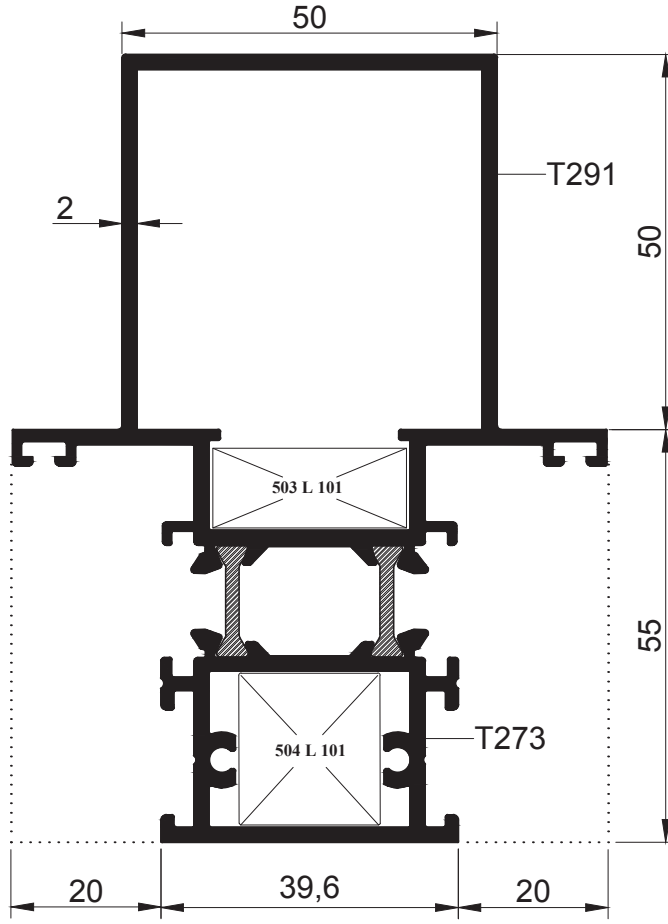


**TW55 T 03**

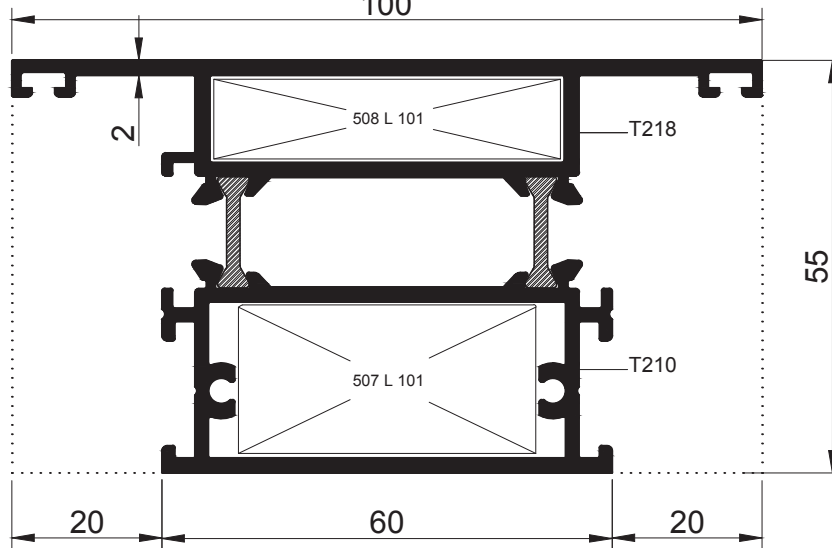
PROFİL KODU	KÖŞE PR. KODU	KESİM ÖLÇ. mm	AKS. KODU
TW55 T 01	L 501	11,0	501 L 103
	L 505	20,3	505 L 101
TW55 T 02	L 503	11,0	503 L 101
	L 504	20,3	504 L 101
TW55 T 03	L 503	12,0	503 L 102
	L 503	21,3	503 L 103

**KAYIT PROFİLLERİ**

PR. KODU	AĞIRLIK (kg/mt)	Jxx (cm <sup>4</sup> )	Jyy (cm <sup>4</sup> )
TW55 T 04	2.420	99.81	32.65
TW55 T 05	2.192	31.28	46.76



**55 T 04**  
100



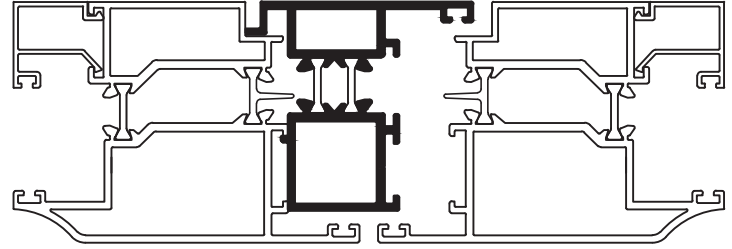
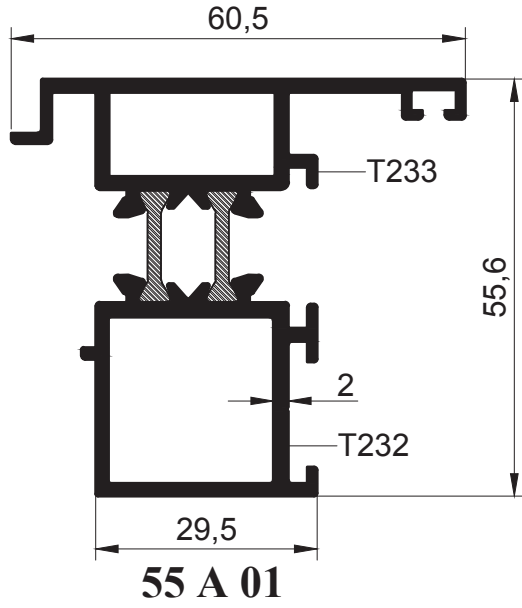
**TW55 T 05**

PROFİL KODU	KÖŞE PR. KODU	KESİM Ölç. mm	AKS. KODU
TW55 T 04	L 503	11,0	503 L 101
	L 504	20,3	504 L 101
TW55 T 05	L 508	11,0	508 L 101
	L 507	20,3	507 L 101

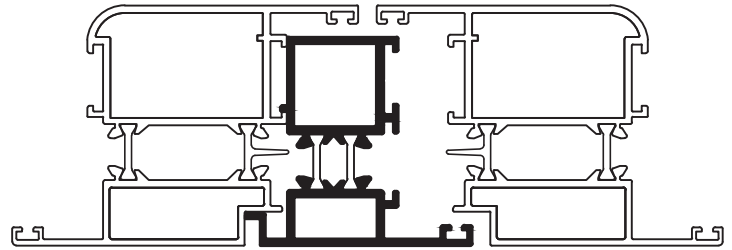
**ADAPTÖR PROFİLLERİ**

PR. KODU AĞIRLIK (kg/mt)

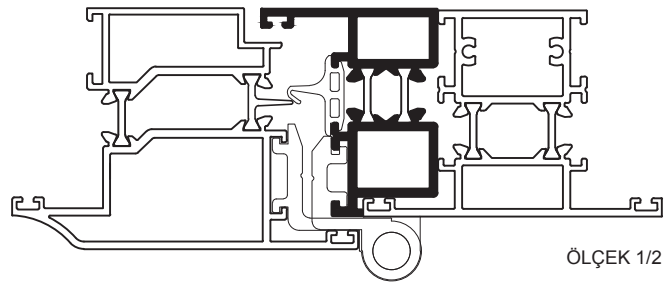
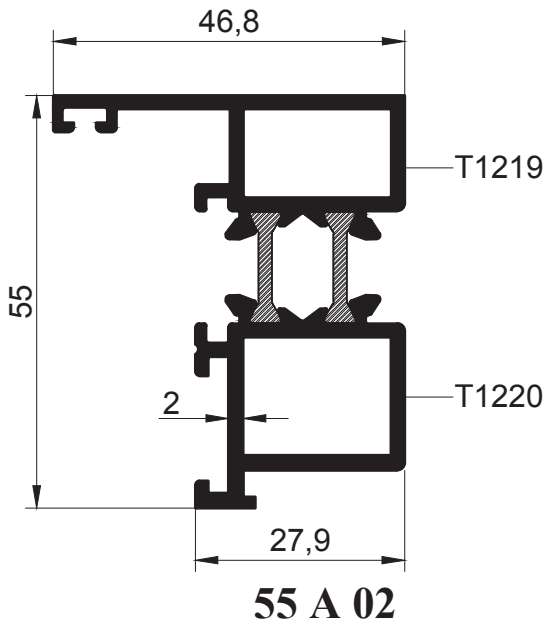
TW55 A 01	1.325
TW55 A 02	1.223
T 225	0.164



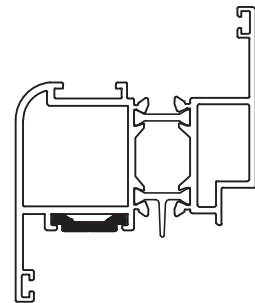
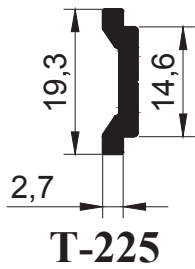
ÖLÇEK 1/2



ÖLÇEK 1/2



ÖLÇEK 1/2

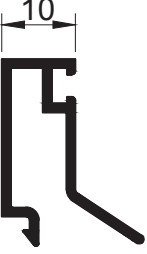
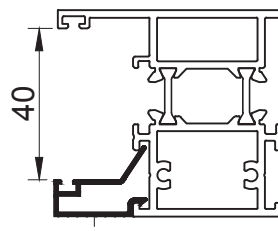
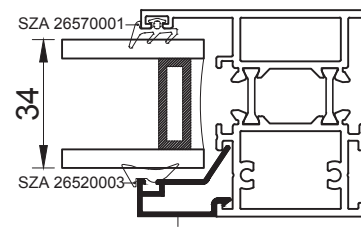

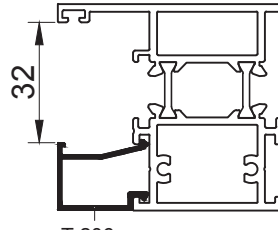
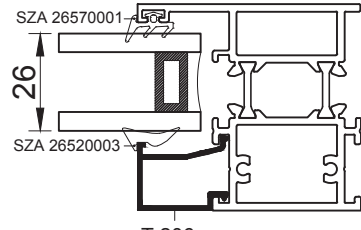
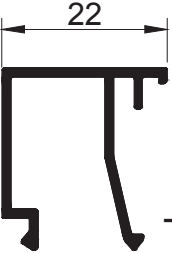
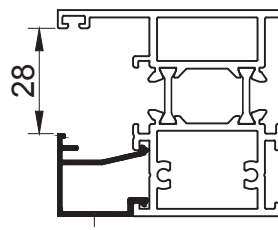
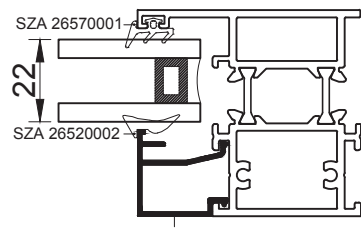

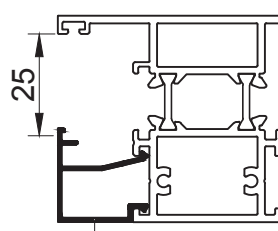
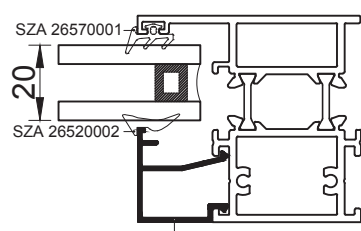
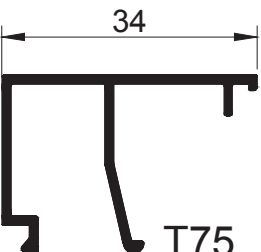
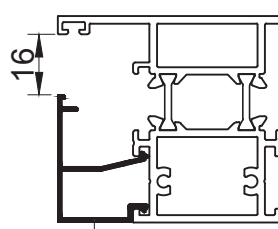
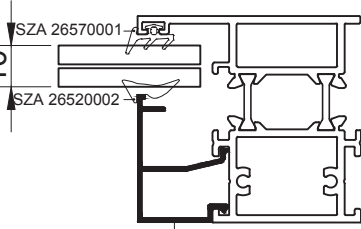


ÖLÇEK 1/2

**CAM ÇITA PROFİLLERİ**

PR. KODU	AĞIRLIK (kg/mt)	PR. KODU	AĞIRLIK (kg/mt)
T1046	0,230	T275	0,268
T206	0,232	T75	0,300
T276	0,260		

 <p>T1046</p>	 <p>T 1046</p>	 <p>T 1046</p>
 <p>T206</p>	 <p>T 206</p>	 <p>T 206</p>
 <p>T276</p>	 <p>T 276</p>	 <p>T 276</p>
 <p>T275</p>	 <p>T 275</p>	 <p>T 275</p>
 <p>T75</p>	 <p>T 75</p>	 <p>T 75</p>

**BAĞLANTI PROFİLLERİ**

PR. KODU

AĞIRLIK (kg/mt)

PR. KODU

AĞIRLIK (kg/mt)

L 501

4.509

L 505

2.886

L 502

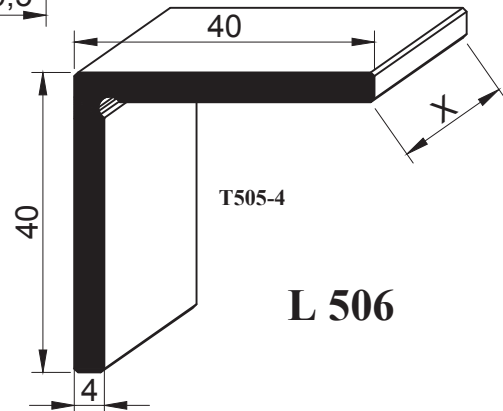
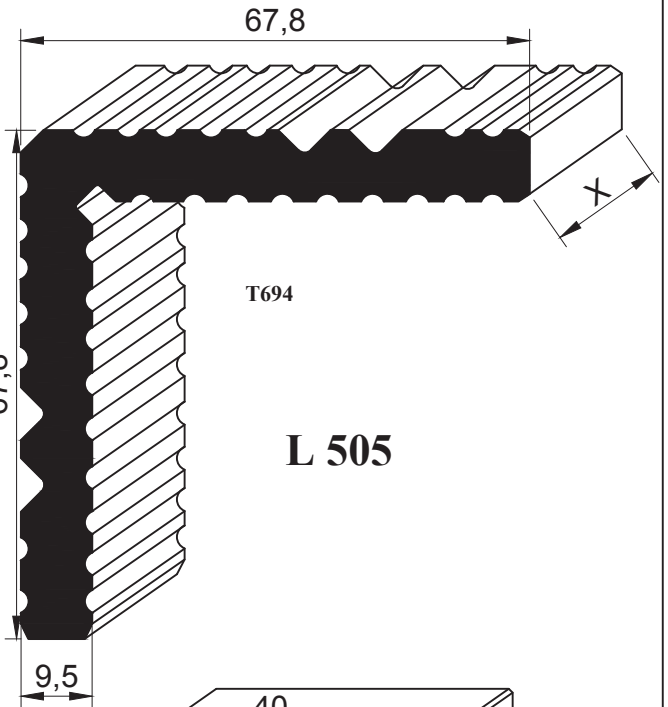
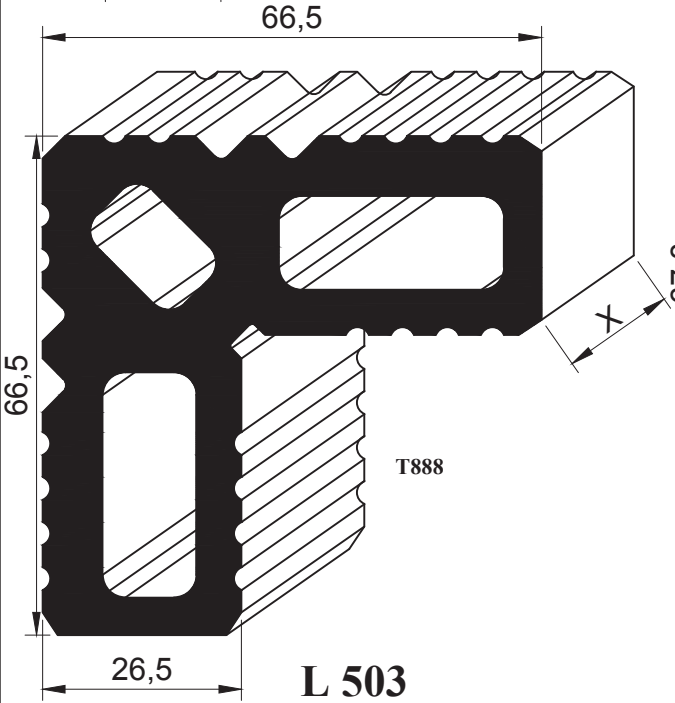
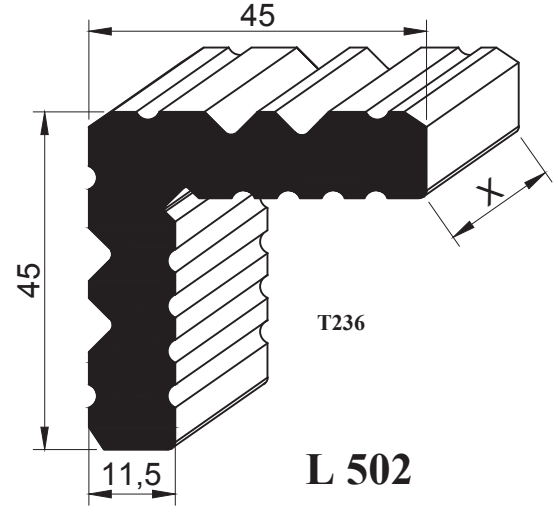
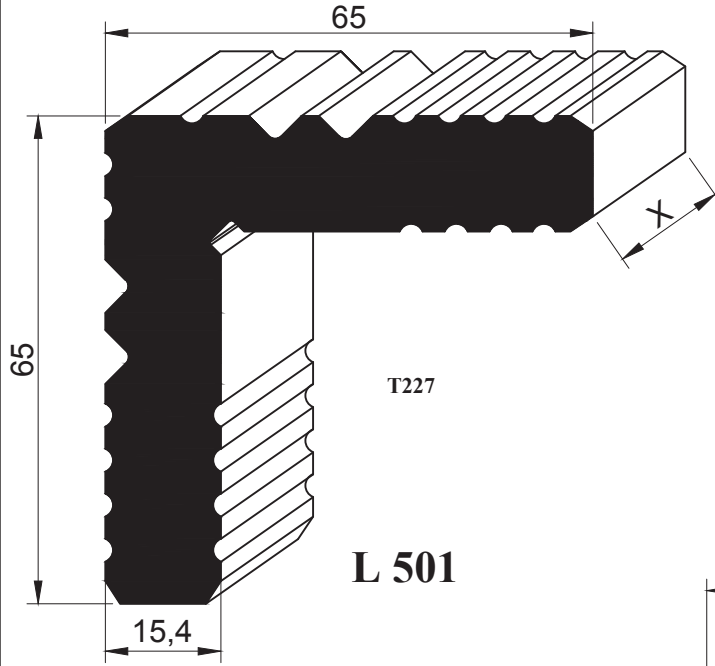
2.214

L 506

0,818

L 503

4.921

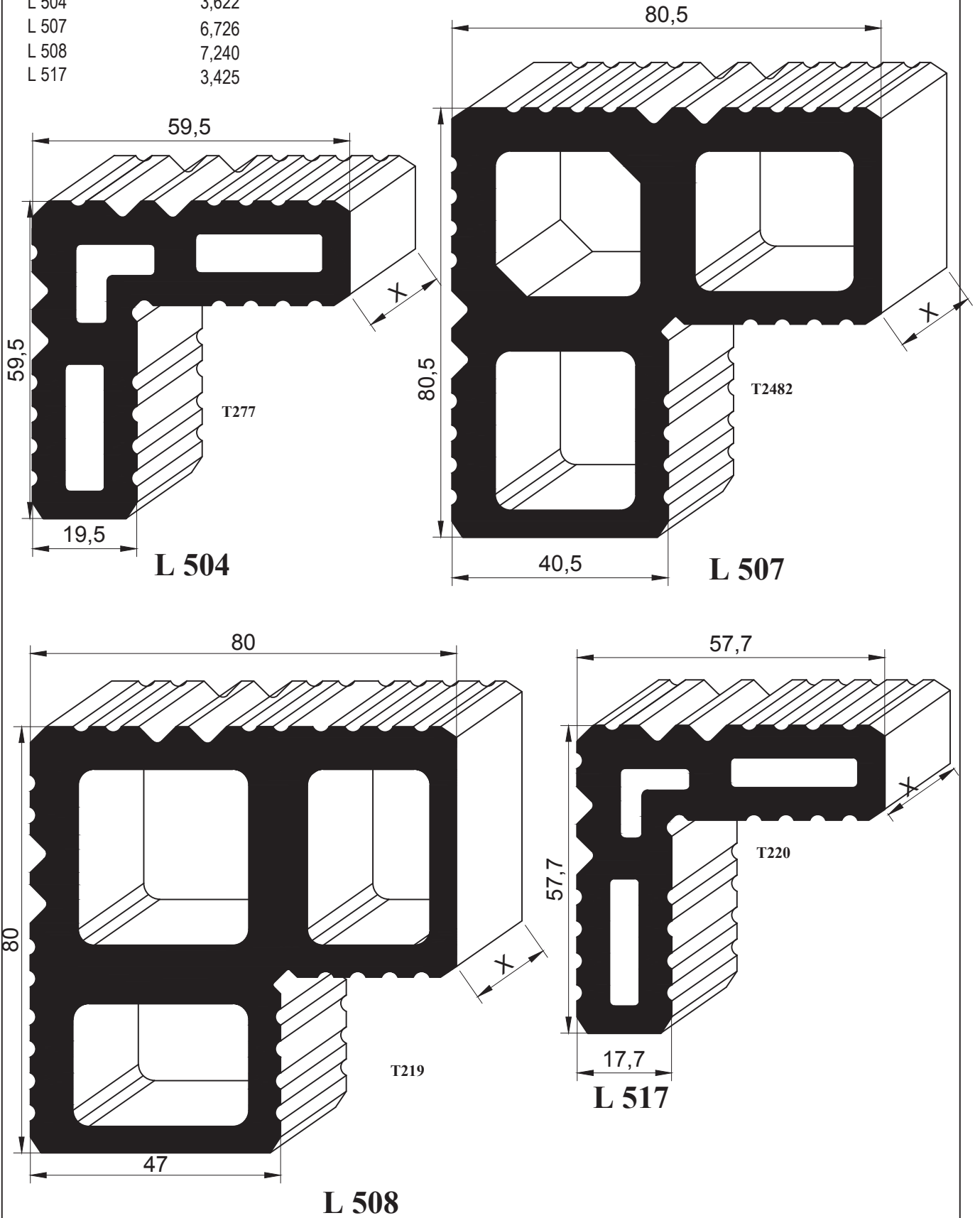




**BAĞLANTI PROFİLLERİ**

PR. KODU AĞIRLIK (kg/mt)

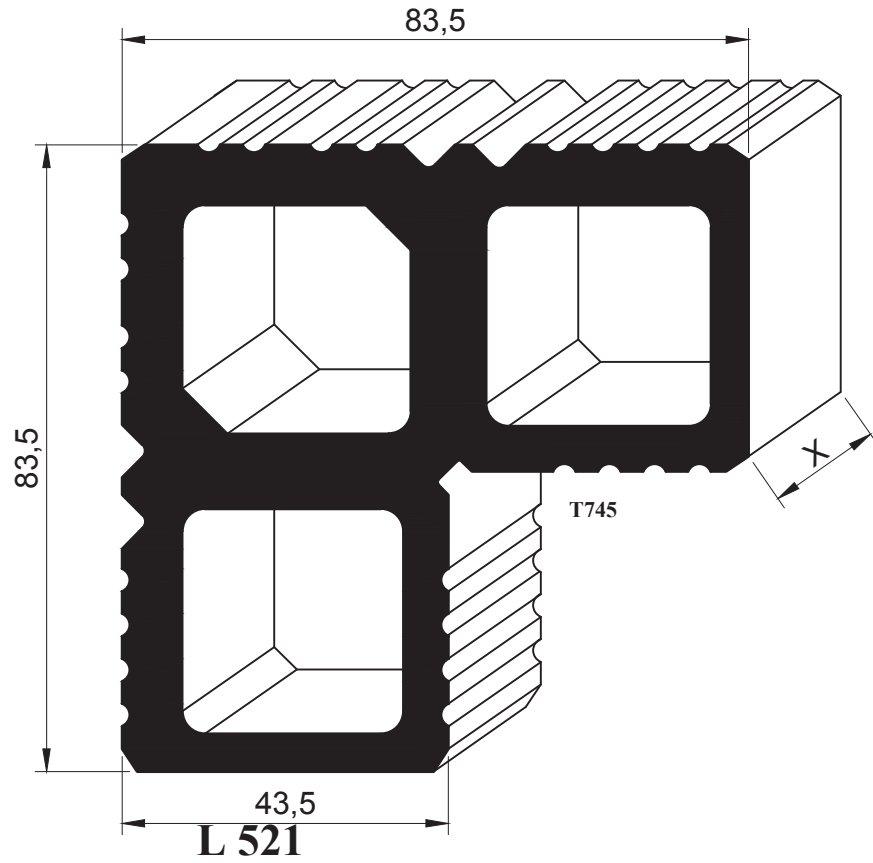
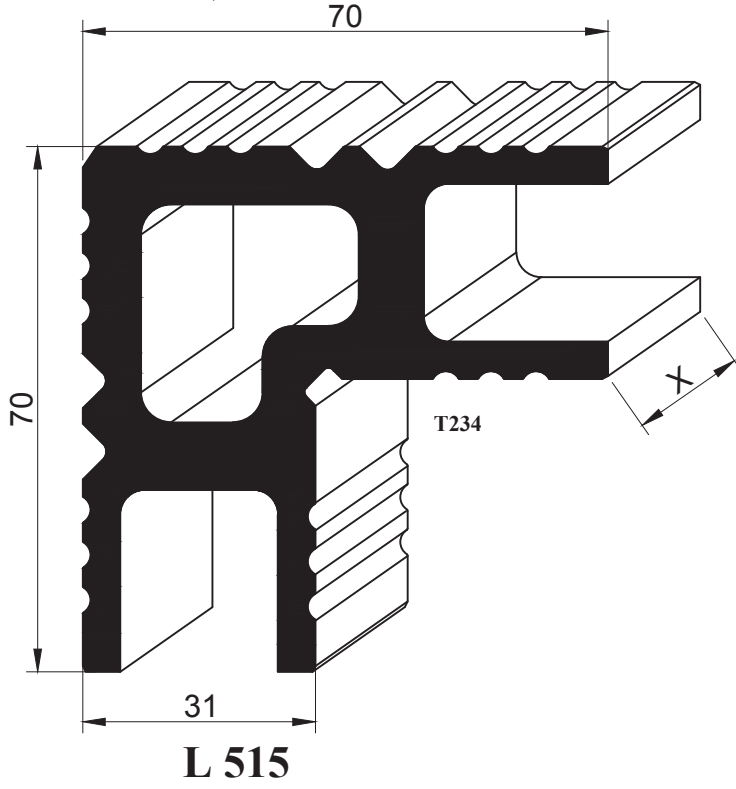
L 504	3,622
L 507	6,726
L 508	7,240
L 517	3,425





**BAĞLANTI PROFİLLERİ**

PR. KODU AĞIRLIK (kg/mt)

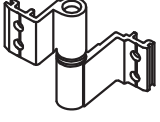


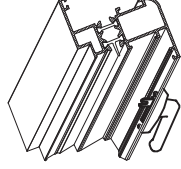

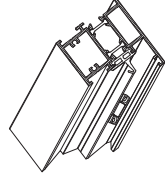

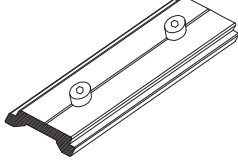

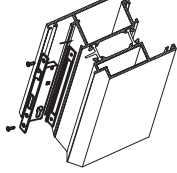

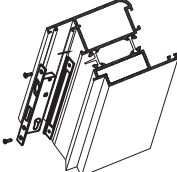

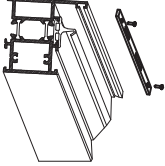

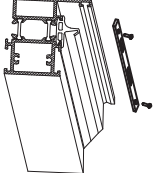
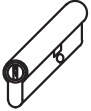
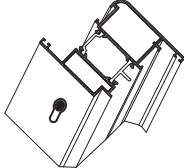
L 515 4,300  
L 521 7,027




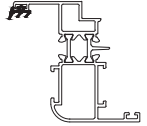
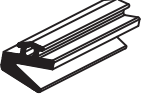
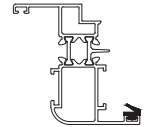

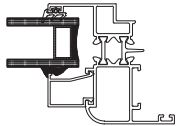

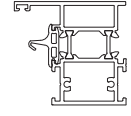
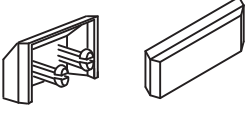
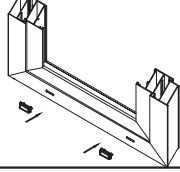
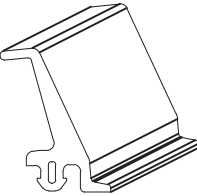
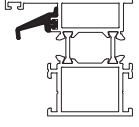
**BAĞLANTI PROFİLLERİ KESİM ÖLÇÜLERİ**

PROFİL KODU	 KÖŞE PR. KODU	KESİM ÖLÇ. mm	 AKS. KODU
TW55 J 01	L 501	12,0	501 L 101
	L 501	21,3	501 L 102
TW55 J 02	L 501	11,0	501 L 103
	L 505	20,3	505 L 101
TW55 J 03	L 503	12,0	503 L 102
	L 503	21,3	503 L 103
TW55 J 04	L 503	11,0	503 L 101
	L 504	20,3	504 L 101
TW55 J 05	L 503	12,0	503 L 102
	L 503	21,3	503 L 103
TW55 J 06	L 508	11,0	508 L 101
	L 507	20,3	507 L 101
TW55 Z 01	L 517	27,0	517 L 101
	L 517	5,0	517 L 102
TW55 Z 02	L 503	5,0	503 L 107
	L 503	27,0	504 L 108
TW55 Z 03	L 503	4,0	503 L 104
	L 503	26,0	503 L 105
TW55 Z 04	L 503	4,0	503 L 104
	L 503	27,0	503 L 106
TW55 Z 05	L 507	4,0	507 L 102
	L 507	20,0	507 L 103
TW55 Z 06	L 507	4,0	507 L 102
	L 507	23,0	507 L 104
TW55 Z 07	L 504	28,0	504 L 102
	L 503	5,0	503 L 107
TW55 Z 08	L 504	36,0	504 L 103
	L 503	5,0	503 L 107
TW55 T 01	L 501	11,0	501 L 103
	L 505	20,3	505 L 101
TW55 T 02	L 503	11,0	503 L 101
	L 504	20,3	504 L 101
TW55 T 03	L 503	12,0	503 L 102
	L 503	21,3	503 L 103
TW55 T 04	L 503	11,0	503 L 101
	L 504	20,3	504 L 101
TW55 T 05	L 508	11,0	508 L 101
	L 507	20,3	507 L 101

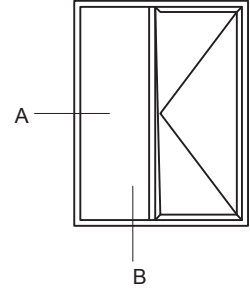
**SİSTEM AKSESUARLARI**

ÇİZİM	KOD	KULANIM YERİ
	<b>SZ Isı menteşe</b> SZA 10301001	
	<b>Eksenel kol</b> SZA 09108001	
	<b>Ayarlı karşılık</b> SZA 52012001	
	<b>Tij pimi</b> SZA 16007010	
	<b>Dilli kilit 30 mm.</b> SZA 2011230	
	<b>Makaralı kilit 30 mm.</b> SZA 2011230	
	<b>Dilli kilit karşılık</b> SZA 12301001	
	<b>Makaralı kilit karşılık</b> SZA 12302001	
	<b>Barel</b> SZA 18102090	

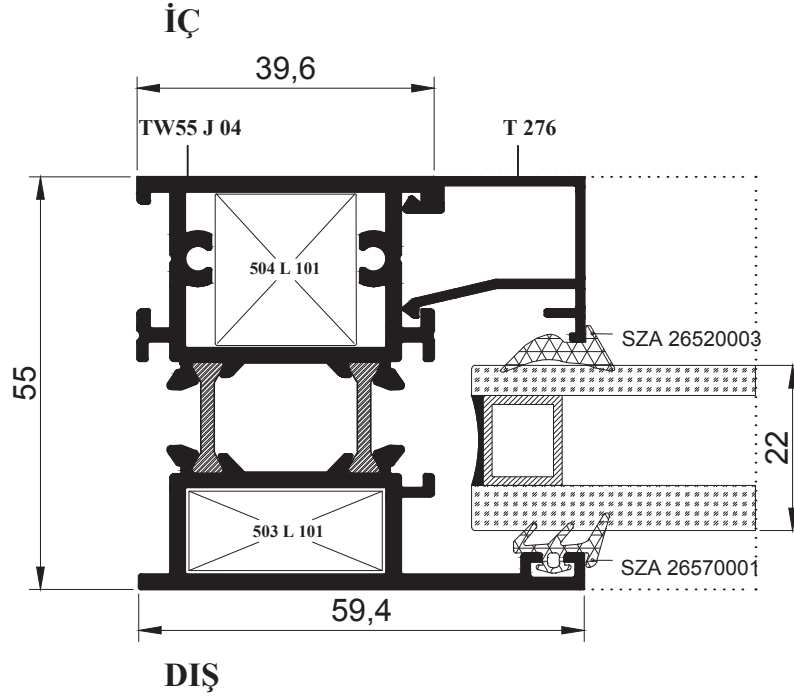
**SİSTEM AKSESUARLARI**

ÇİZİM	KOD	KULANIM YERİ
	<b>TC-N1 Dış Cam fitili</b> SZA 26570001	
	<b>TC-N2 Kanat fitili</b> SZA 26570002	
	<b>İç Cam fitili</b> SZA 26520001- 1 mm SZA 26520002- 2 mm SZA 26520003- 3 mm SZA 26520004- 4 mm SZA 26520005- 5 mm SZA 26520006- 6 mm	
	<b>TC-N6 Tozluk fitili</b> SZA 26570006	
	<b>Tahliye Kapağı</b> SZA 16009001	
	<b>TC-N10 Tozluk fitili</b> SZA 26570010	

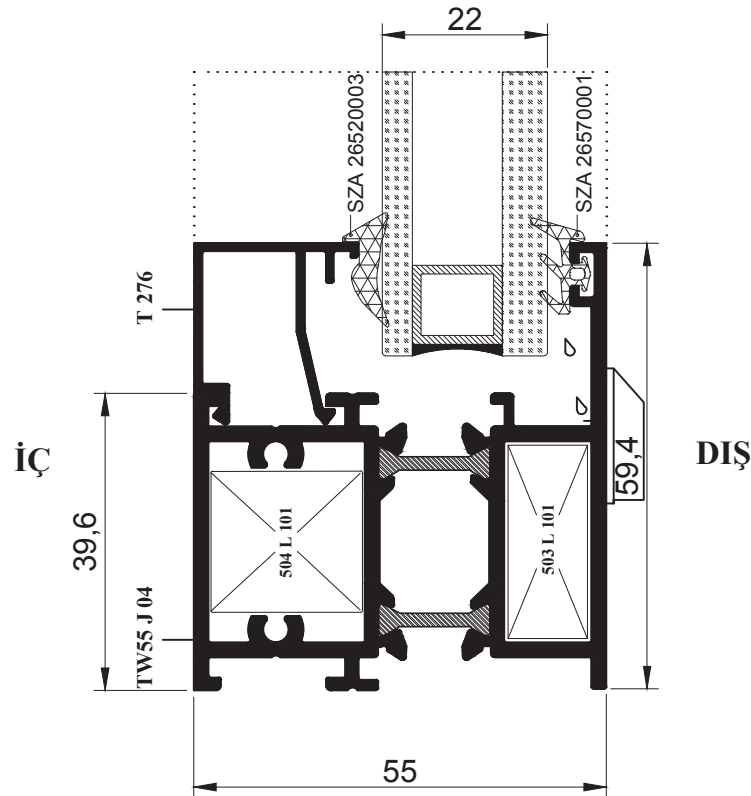
**SİSTEM MONTAJ DETAYLARI**



**A DETAYI**

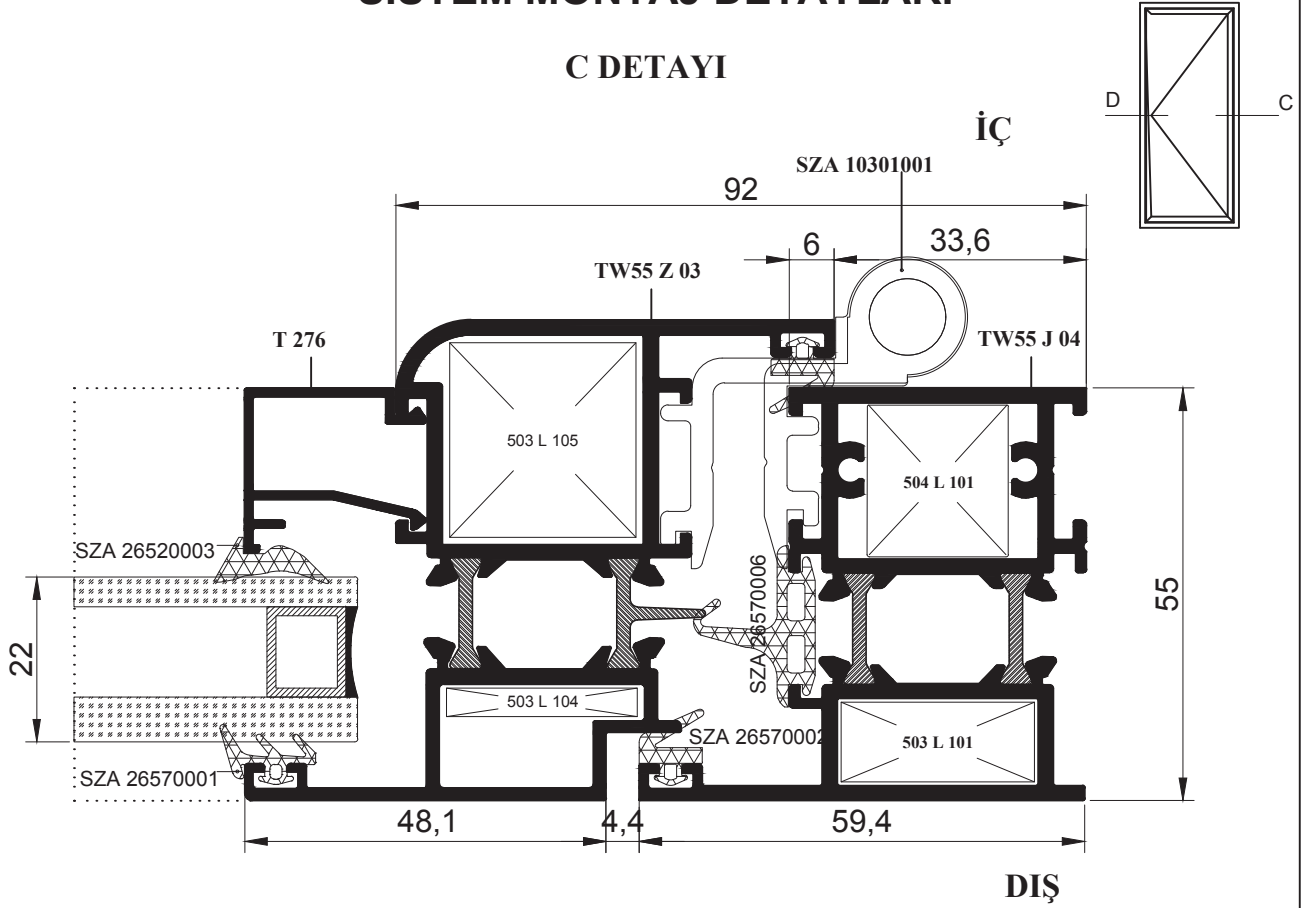


**B DETAYI**

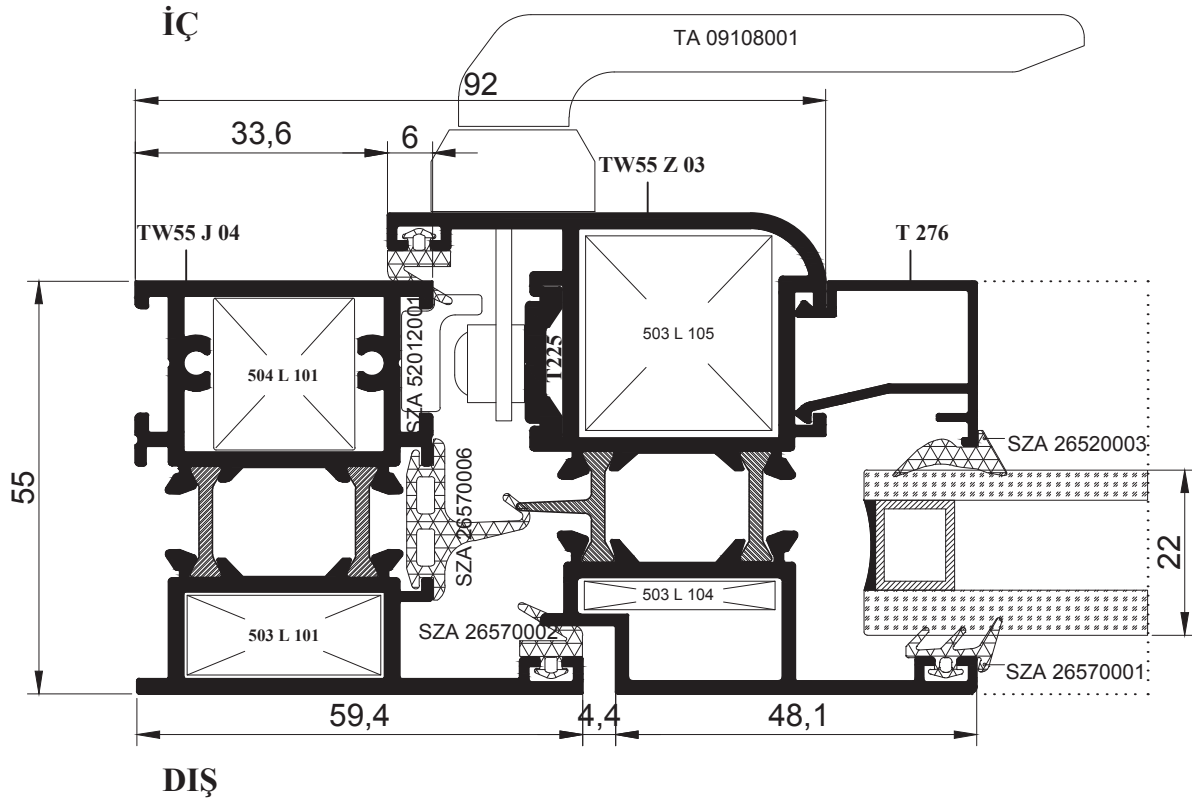


**SİSTEM MONTAJ DETAYLARI**

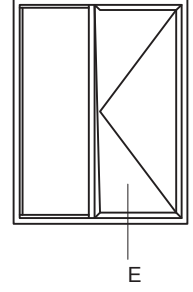
**C DETAYI**



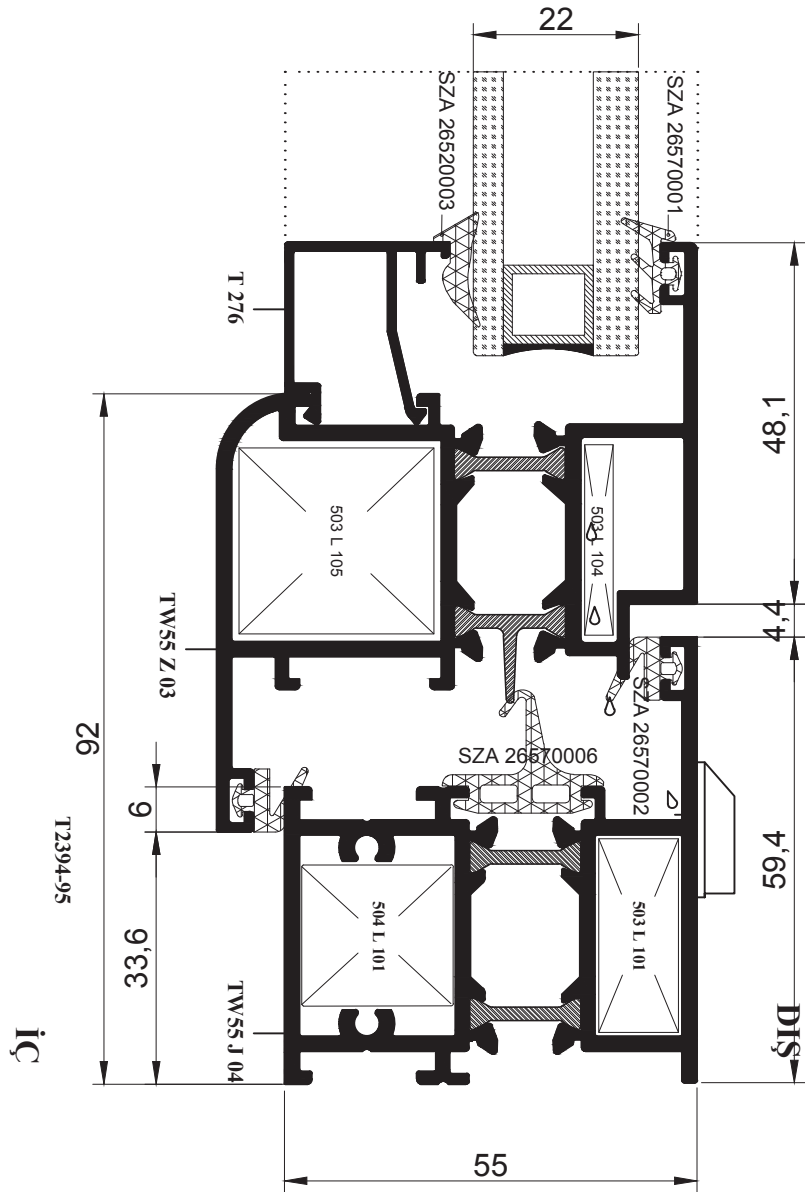
**D DETAYI**



**SİSTEM MONTAJ DETAYLARI**

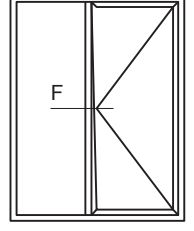


**E DETAYI**

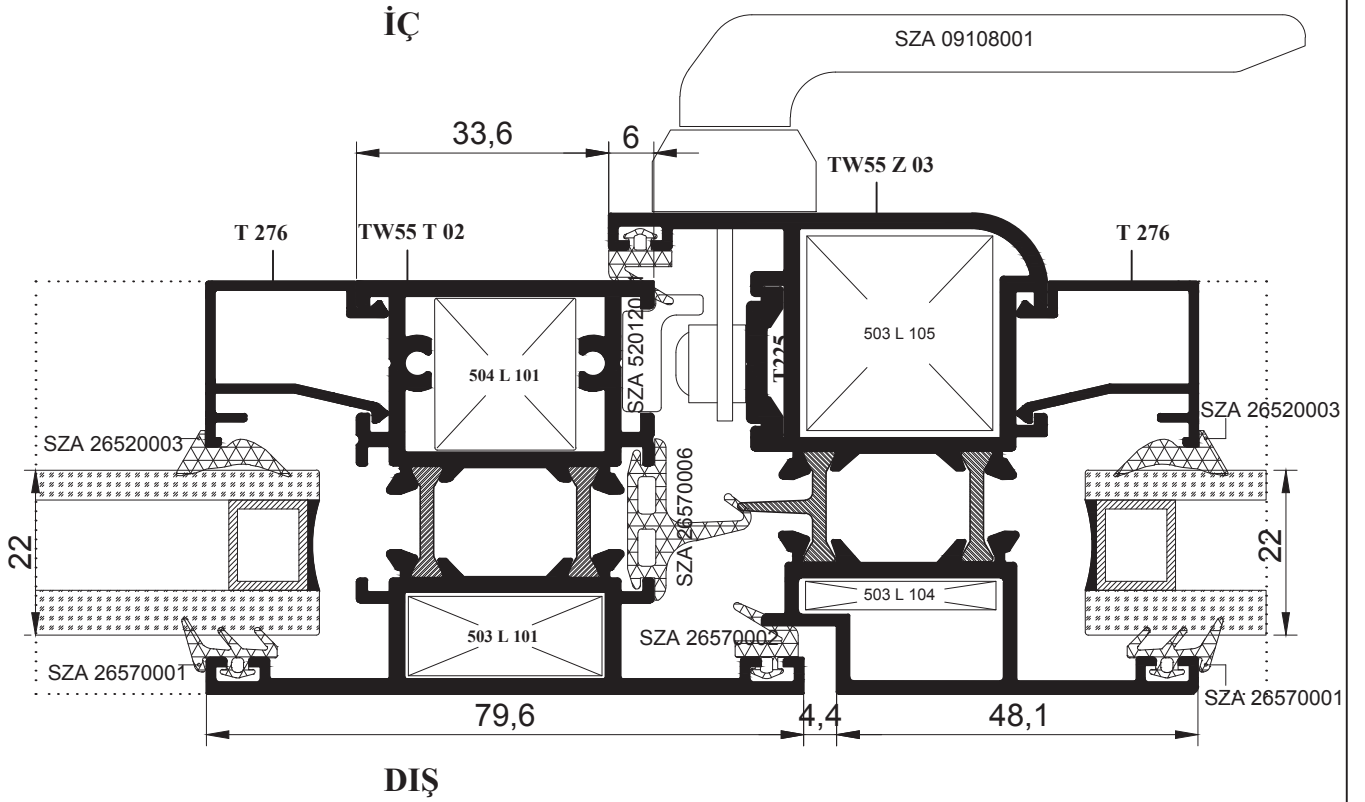




**SİSTEM MONTAJ DETAYLARI**

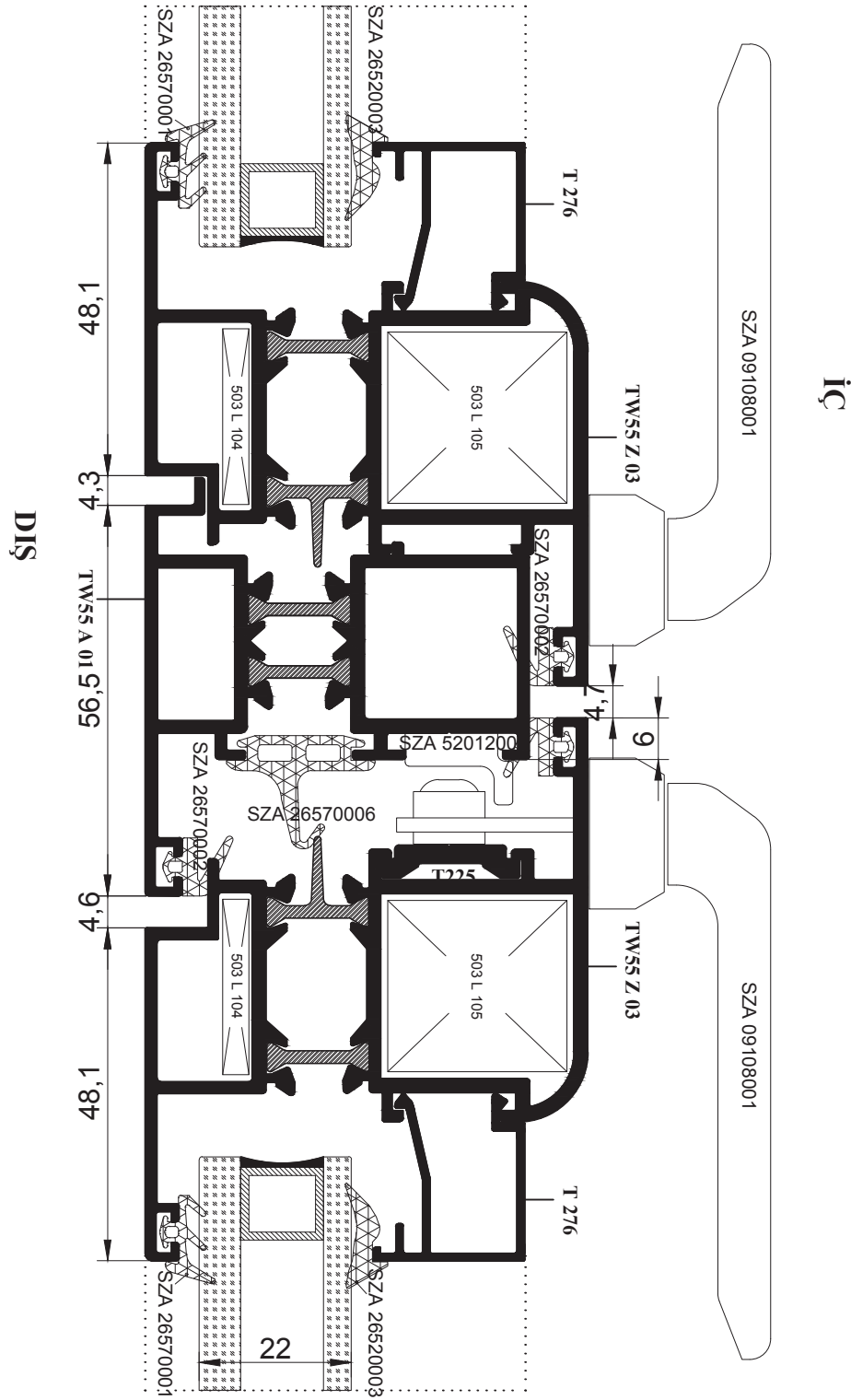
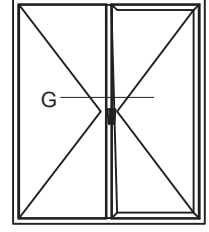


**F DETAYI**

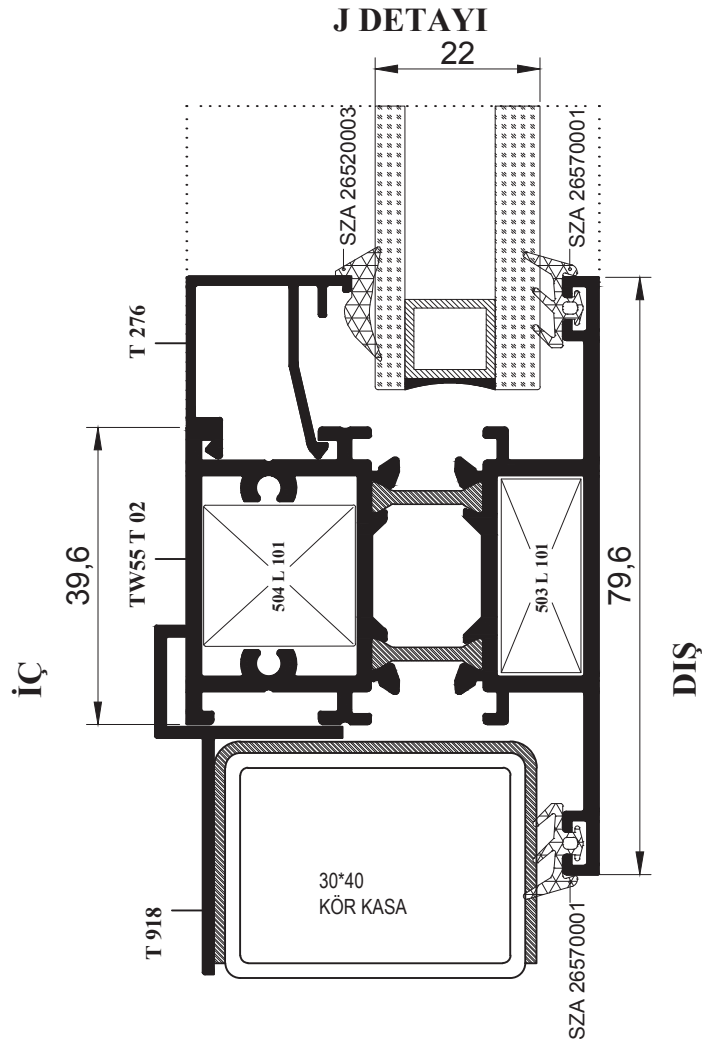
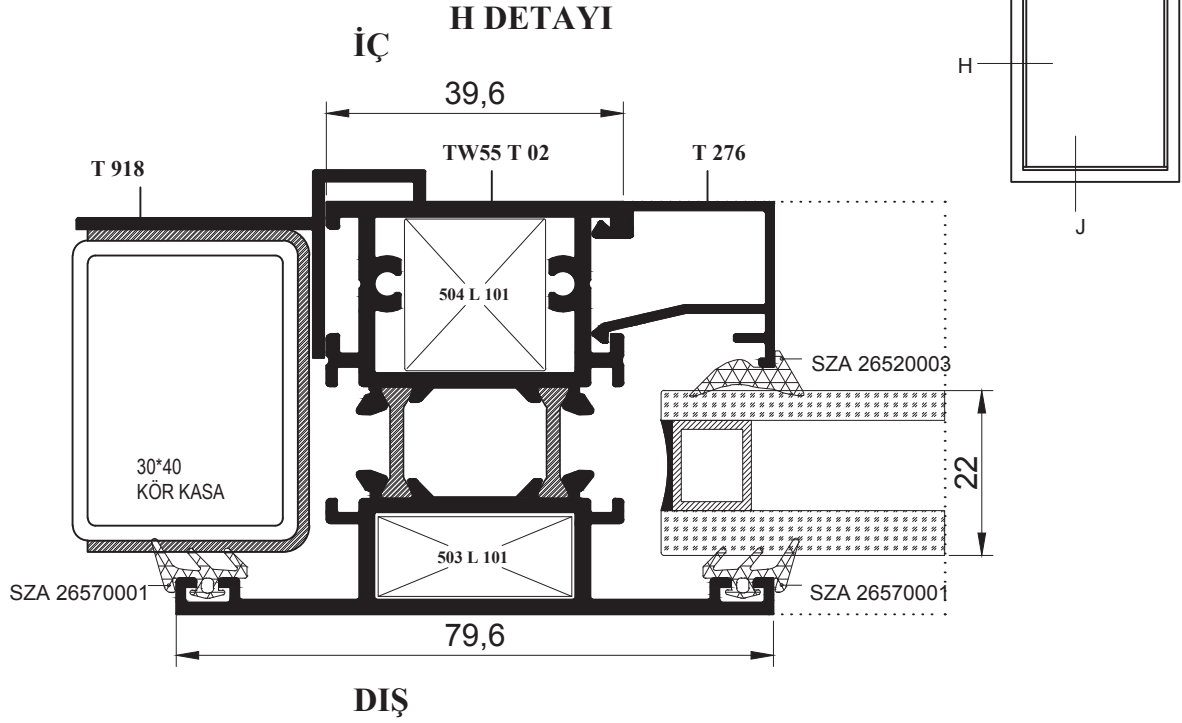


**SİSTEM MONTAJ DETAYLARI**

**G DETAYI**

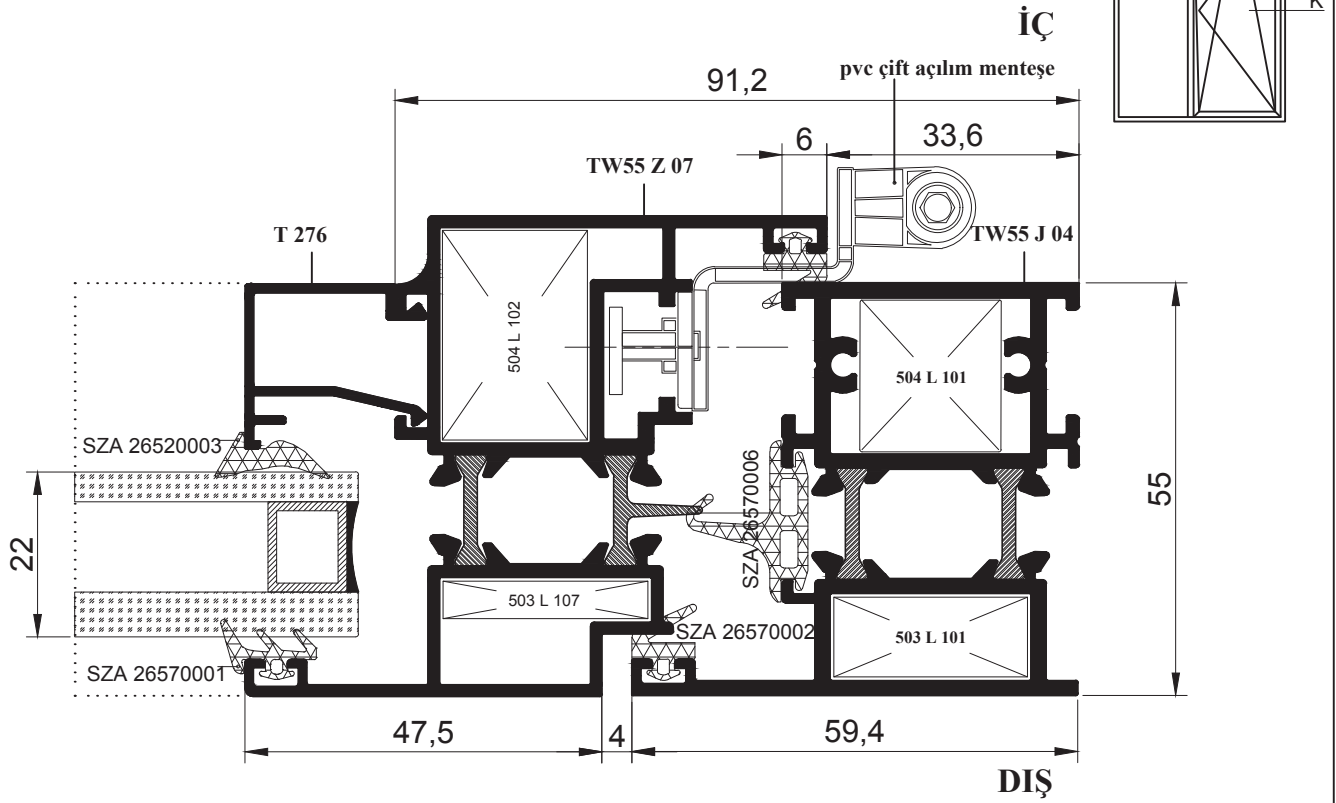


**SİSTEM MONTAJ DETAYLARI**

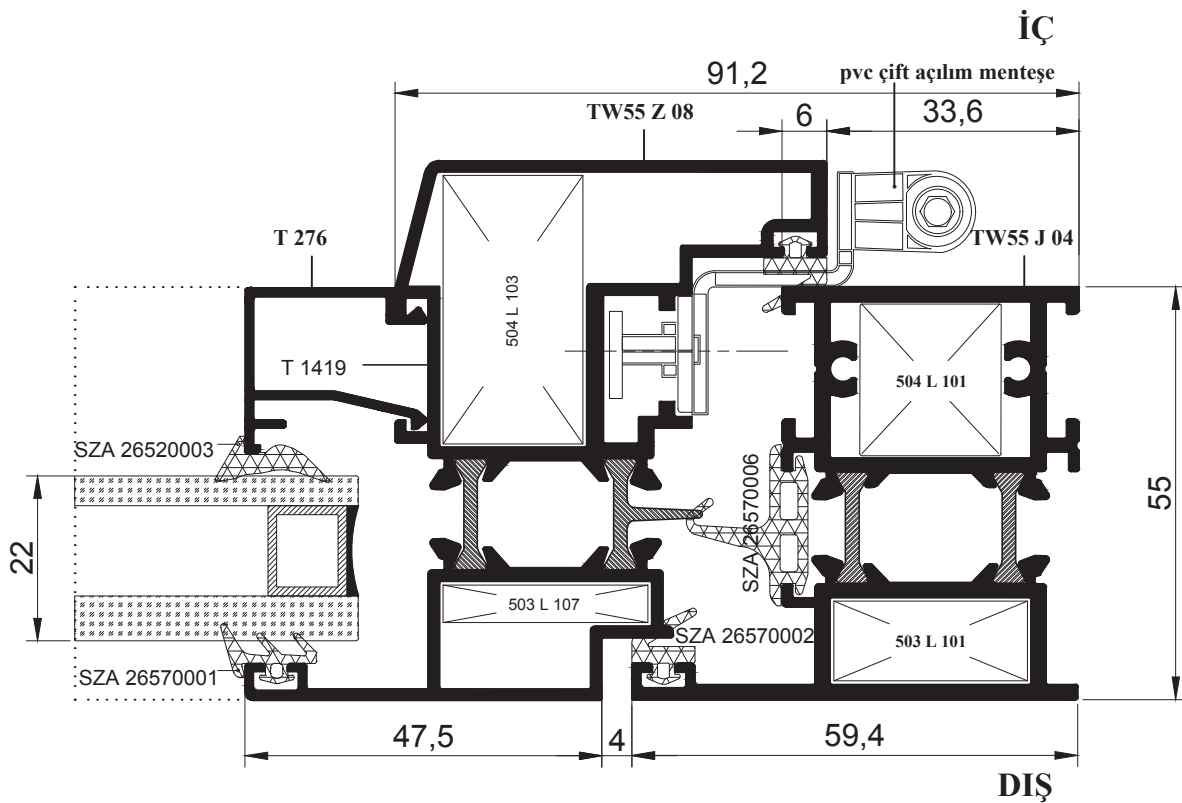


**SİSTEM MONTAJ DETAYLARI**

**K1 DETAYI**

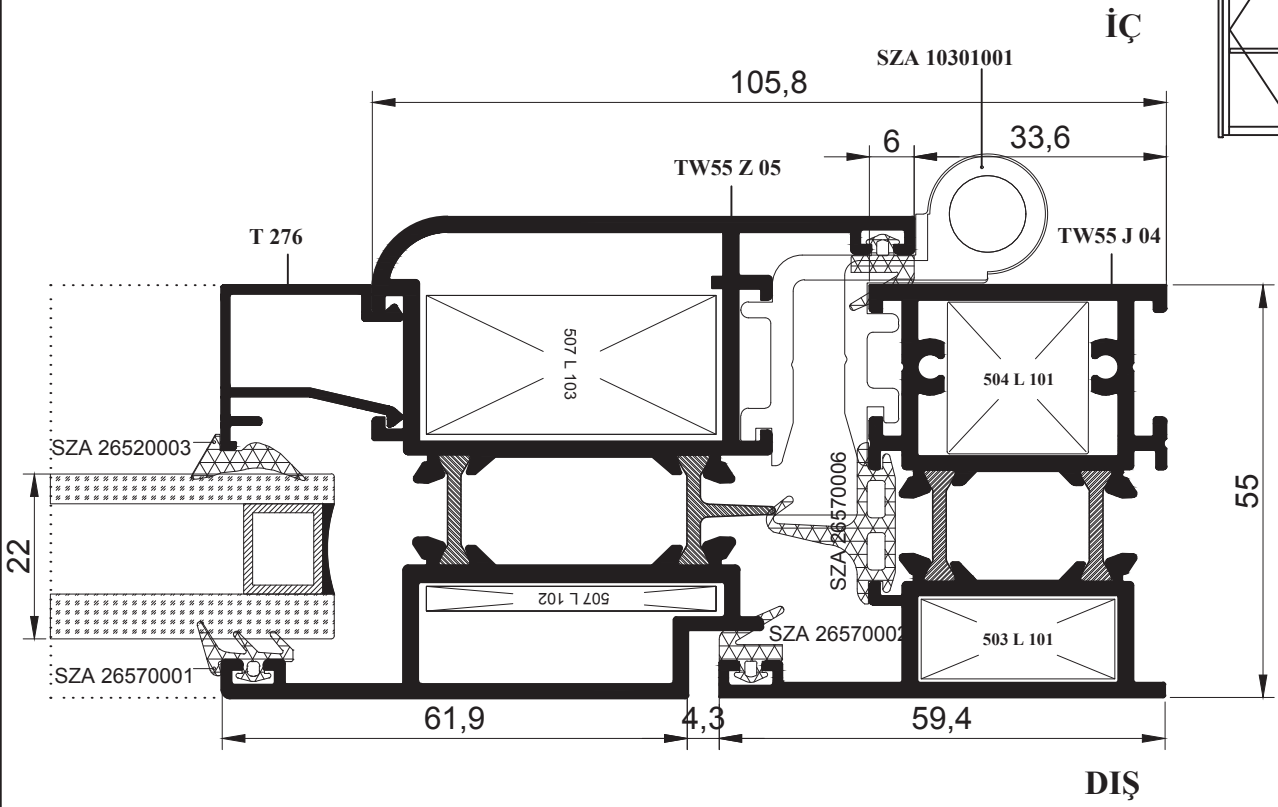
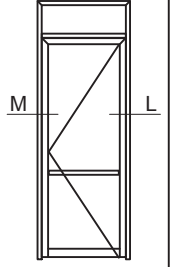


**K2 DETAYI**

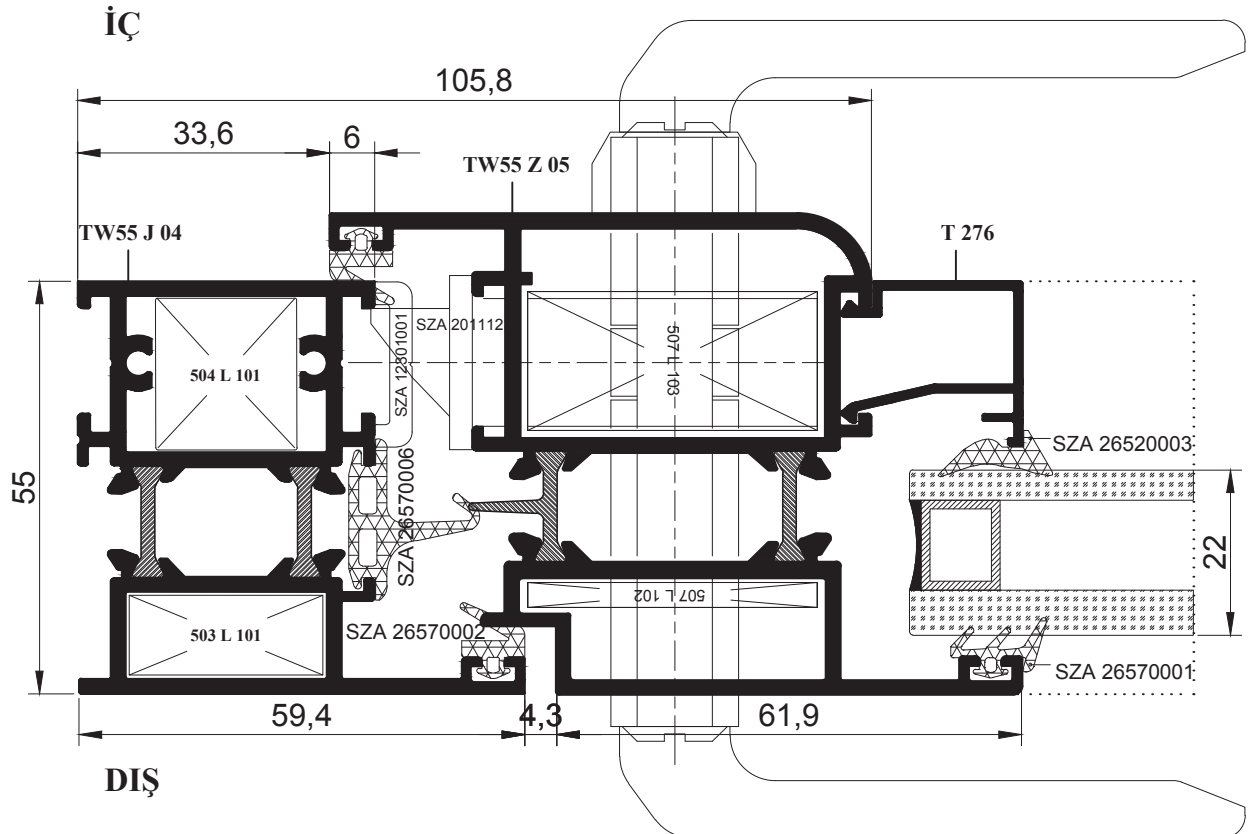


**SİSTEM MONTAJ DETAYLARI**

**L DETAYI**

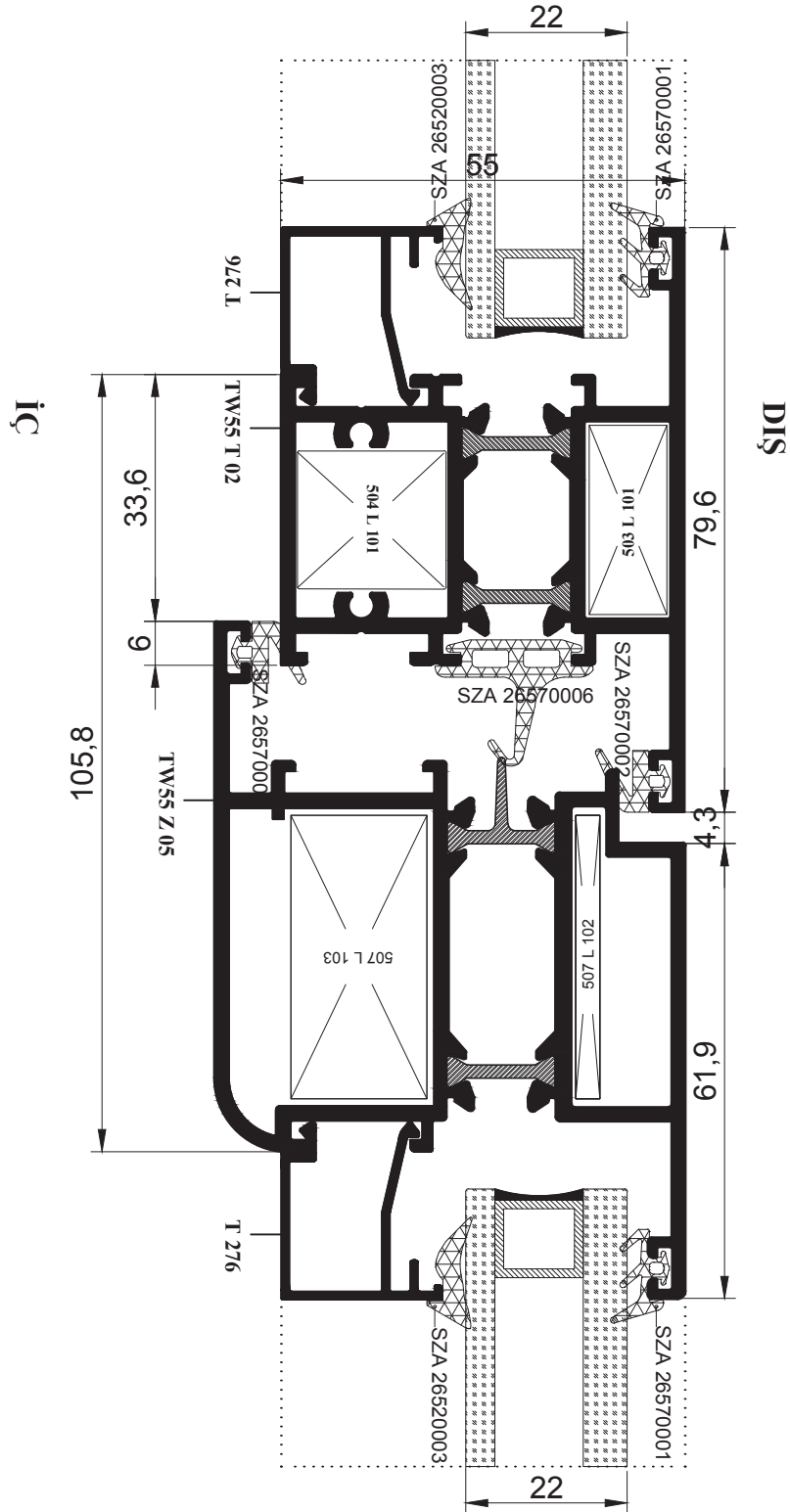


**M DETAYI**



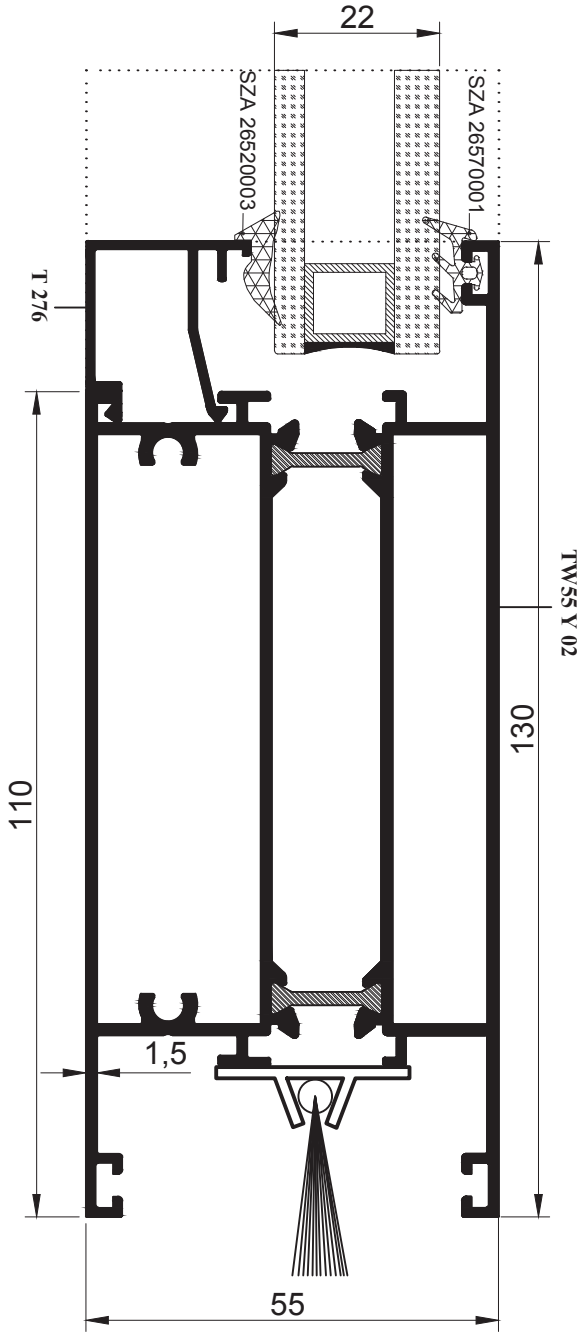
**SİSTEM MONTAJ DETAYLARI**

**N DETAYI**

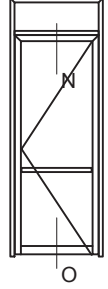
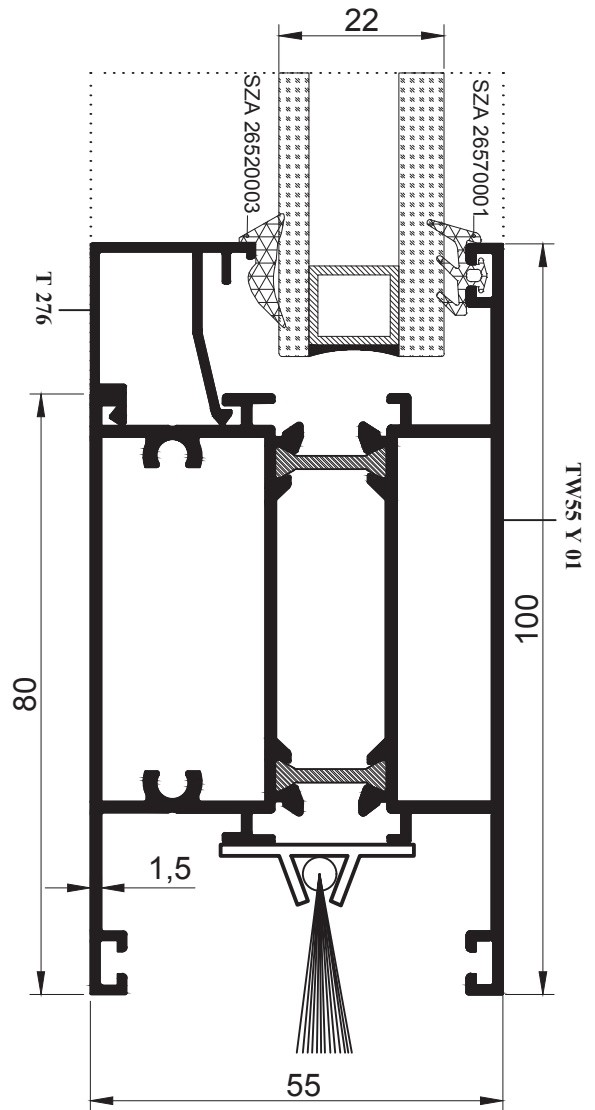


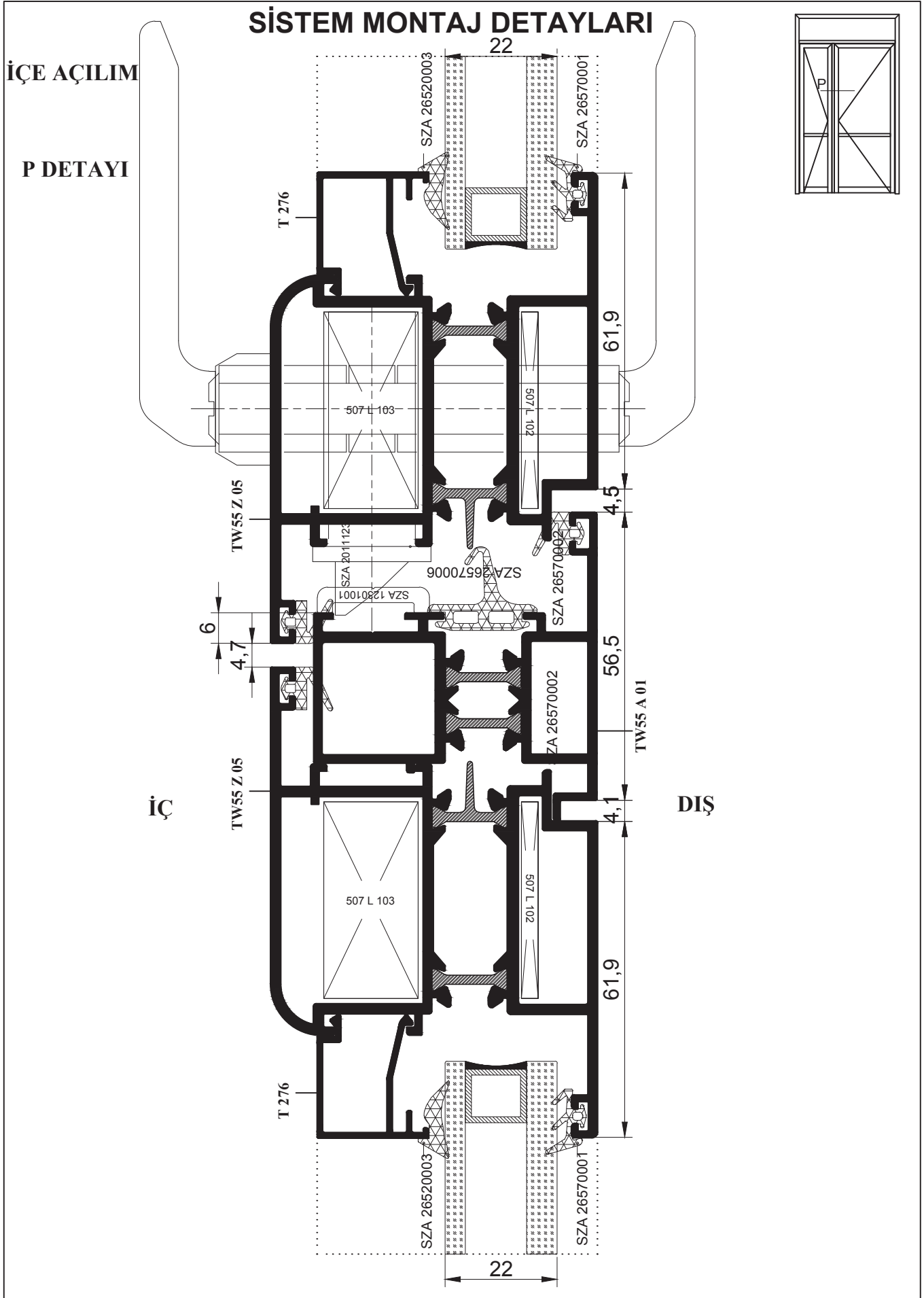
**SİSTEM MONTAJ DETAYLARI**

**O DETAYI**

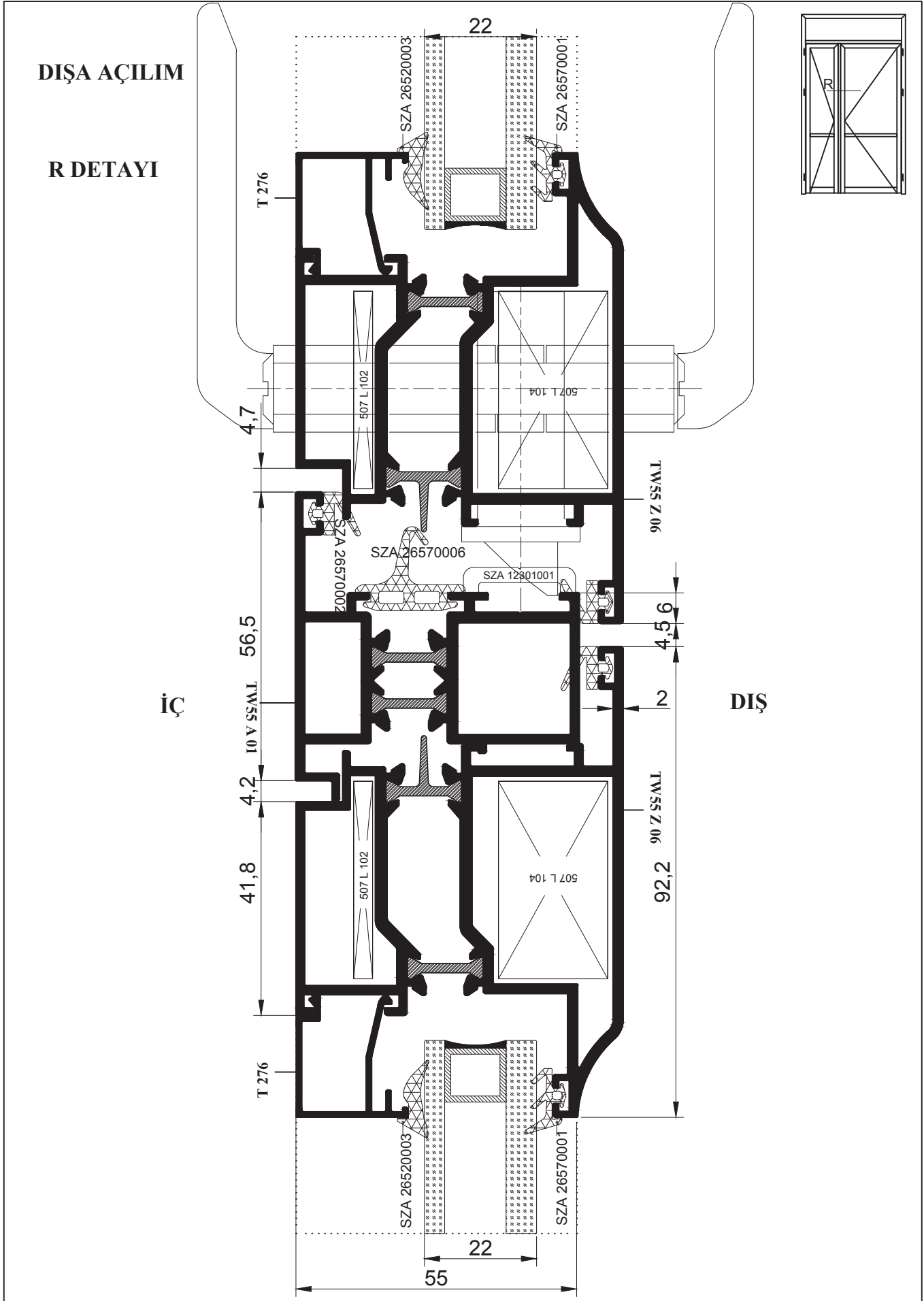


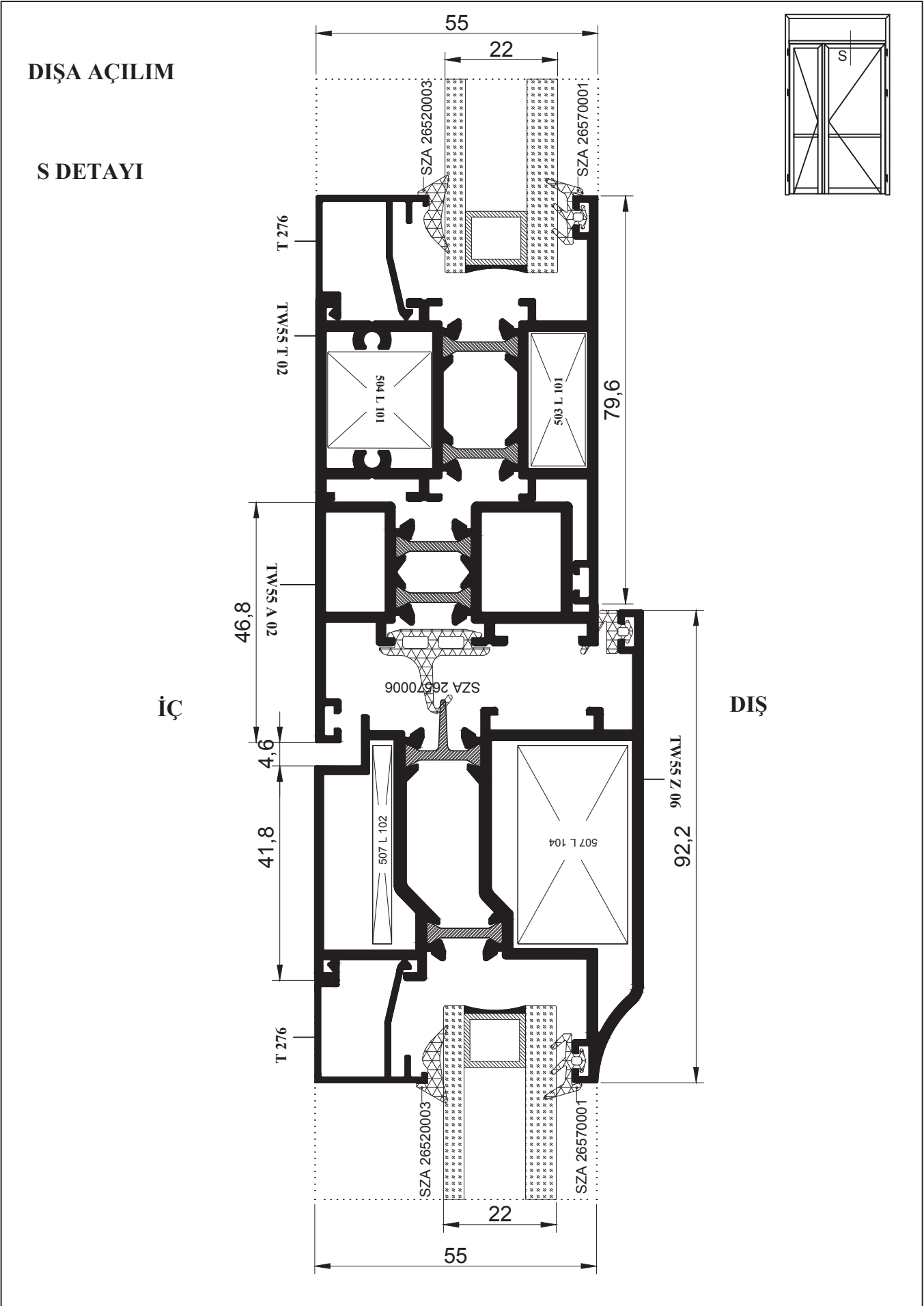
**O' DETAYI**







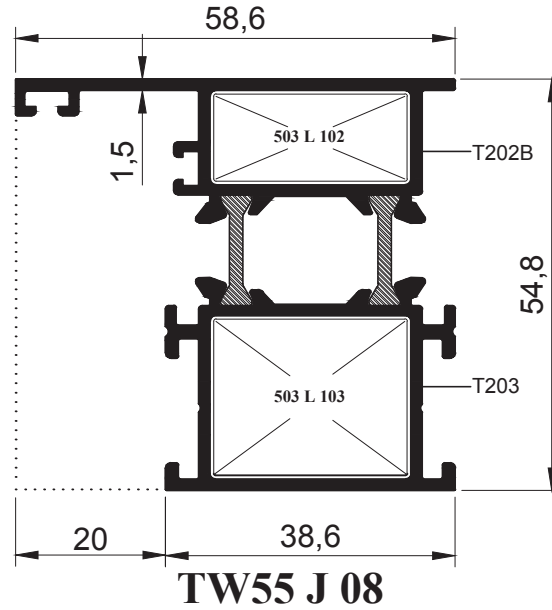
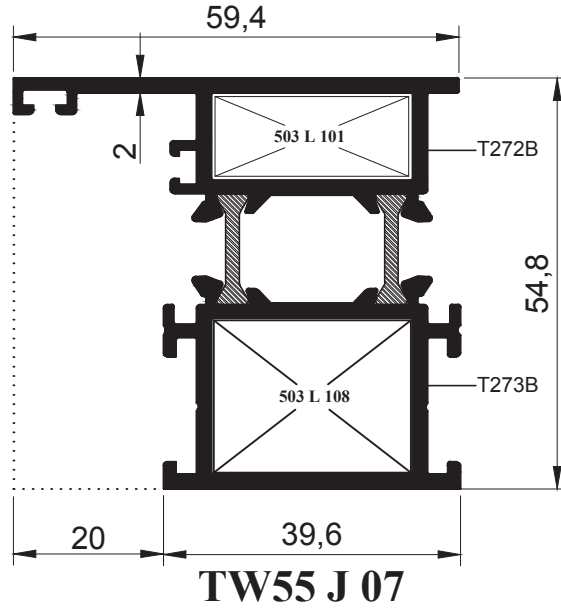






**KASA PROFİLLERİ**

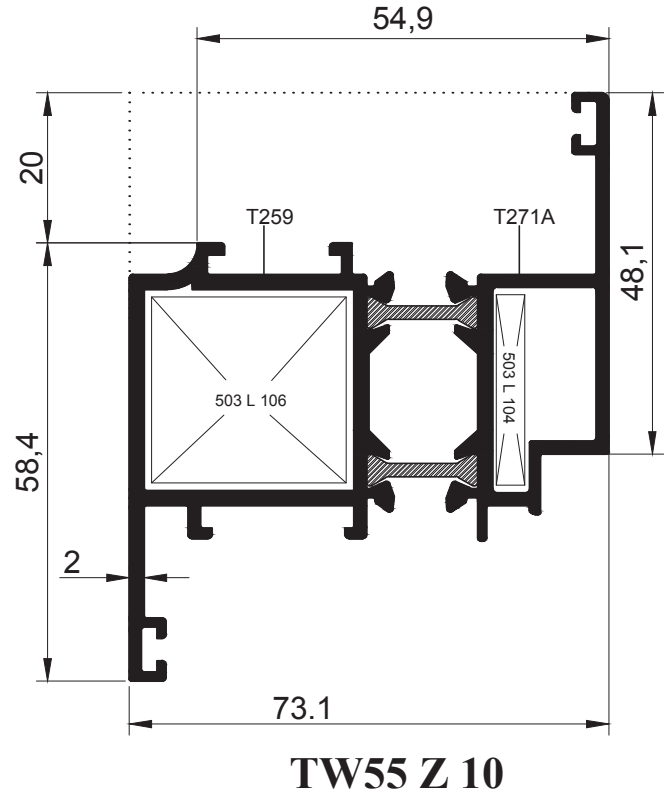
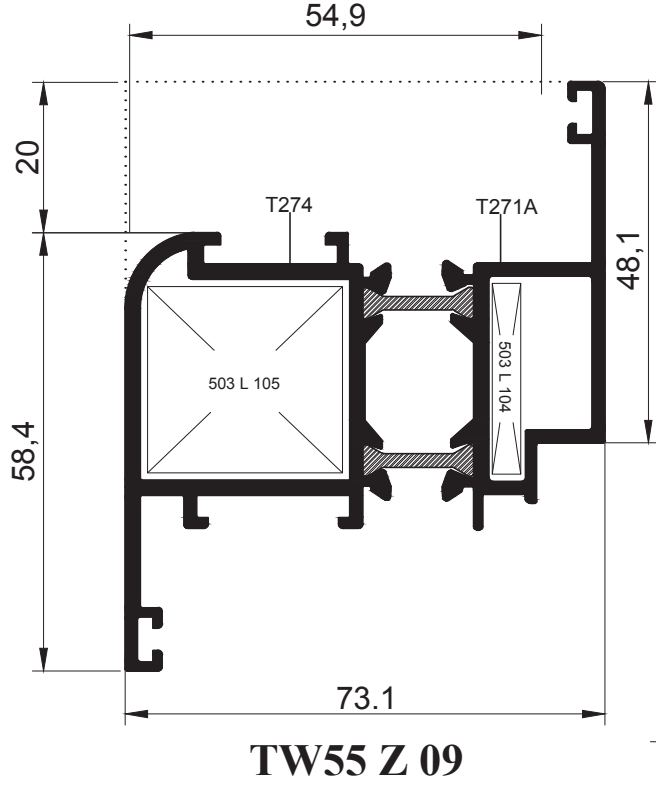
PR. KODU	AĞIRLIK (kg/mt)	Jxx (cm <sup>4</sup> )	Jyy (cm <sup>4</sup> )
TW55 J 07	1.650	21.55	15.08
TW55 J 08	1.300	17.78	15.01



PROFİL KODU	KÖŞE PR. KODU	KESİM ÖLÇ. mm	AKS. KODU
TW55 J 07	L 503	11,3	503 L 101
	L 503	20,3	503 L 108
TW55 J 08	L 503	12,0	503 L 102
	L 503	21,3	503 L 103

**KANAT PROFİLLERİ**

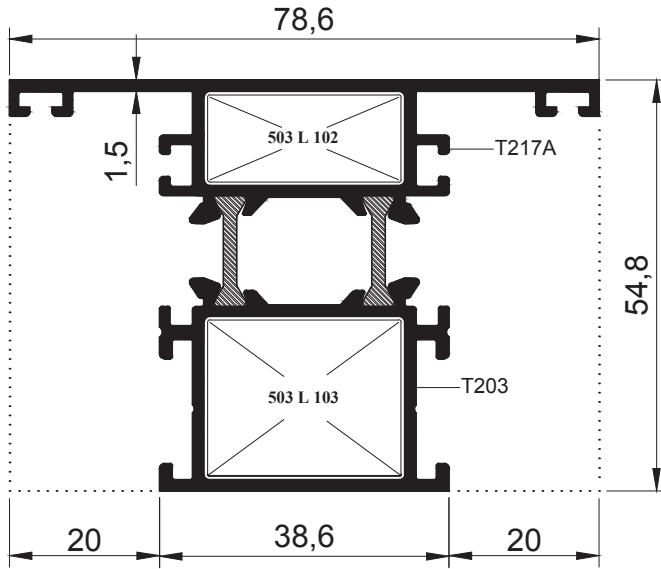
PR. KODU	AĞIRLIK (kg/mt)	Jxx (cm <sup>4</sup> )	Jyy (cm <sup>4</sup> )
TW55 Z 09	1.418	21.08	14.93
TW55 Z 10	1.690	24.83	17.68



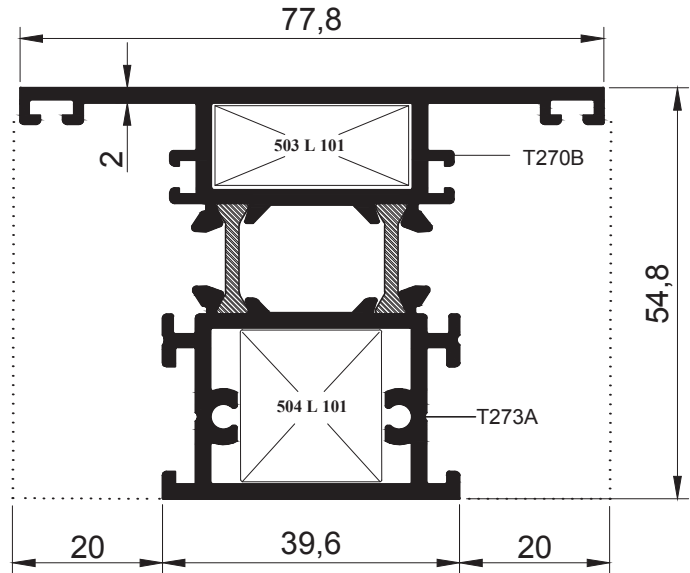
PROFİL KODU	KÖŞE PR. KODU	KESİM ÖLÇ. mm	AKS. KODU
TW55 Z 09	L 503	4,0	503 L 104
	L 503	26,0	503 L 105
TW55 Z 10	L 503	4,0	503 L 104
	L 503	27,0	503 L 106

**KAYIT PROFİLLERİ**

PR. KODU	AĞIRLIK (kg/mt)	Jxx (cm <sup>4</sup> )	Jyy (cm <sup>4</sup> )
TW55 T 06	1.400	20.78	16.75
TW55 T 07	1.810	23.78	16.91



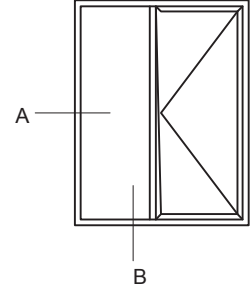
**TW55 T 06**



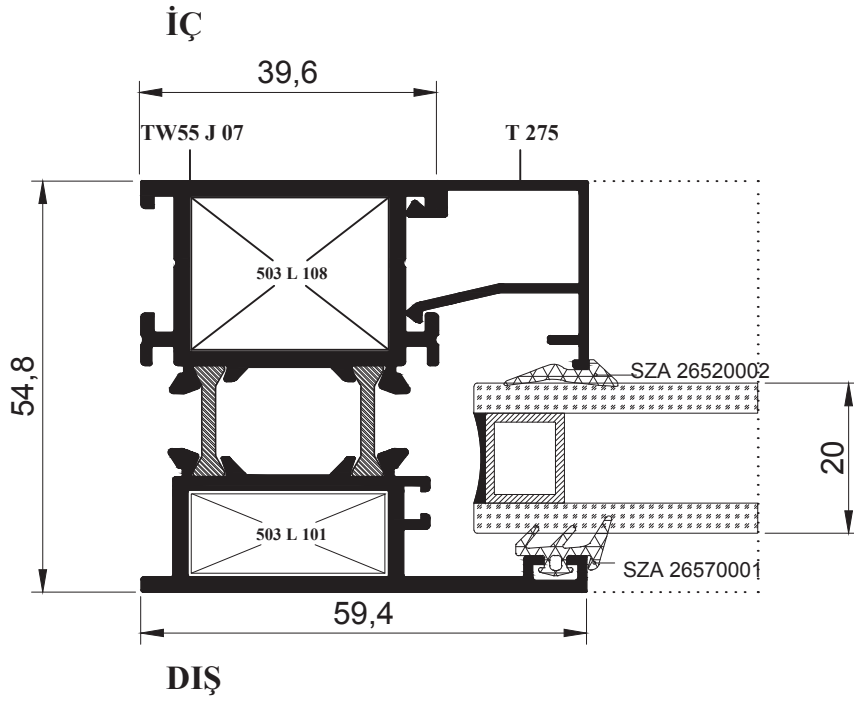
**TW55 T 07**

PROFİL KODU	KÖŞE PR. KODU	KESİM ÖLÇ. mm	AKS. KODU
TW55 T 06	L 503	12,0	503 L 102
	L 503	21,5	503 L 103
TW55 T 07	L 503	11,0	503 L 101
	L 504	20,3	504 L 101

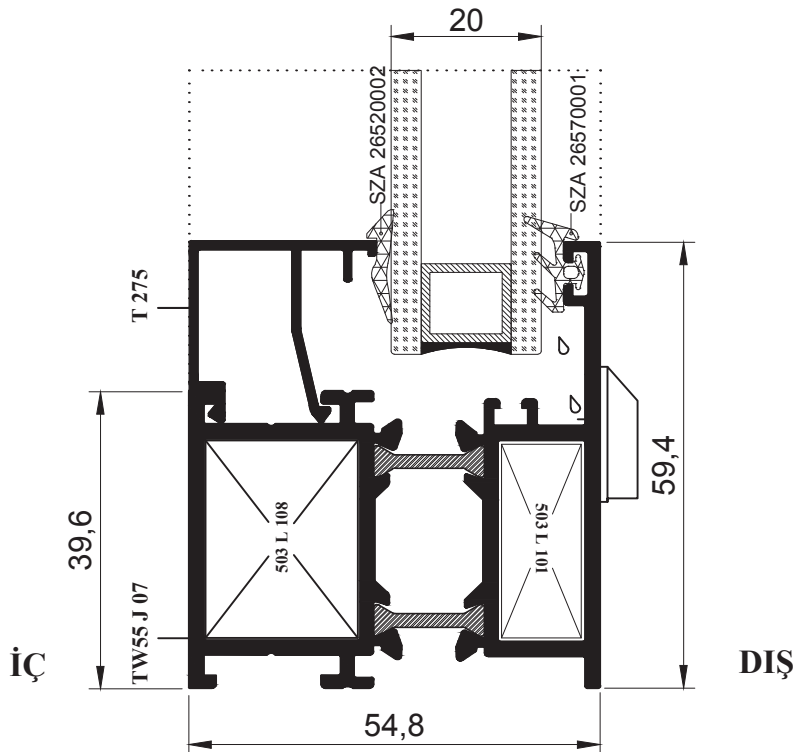
**SİSTEM MONTAJ DETAYLARI**



**A DETAYI**

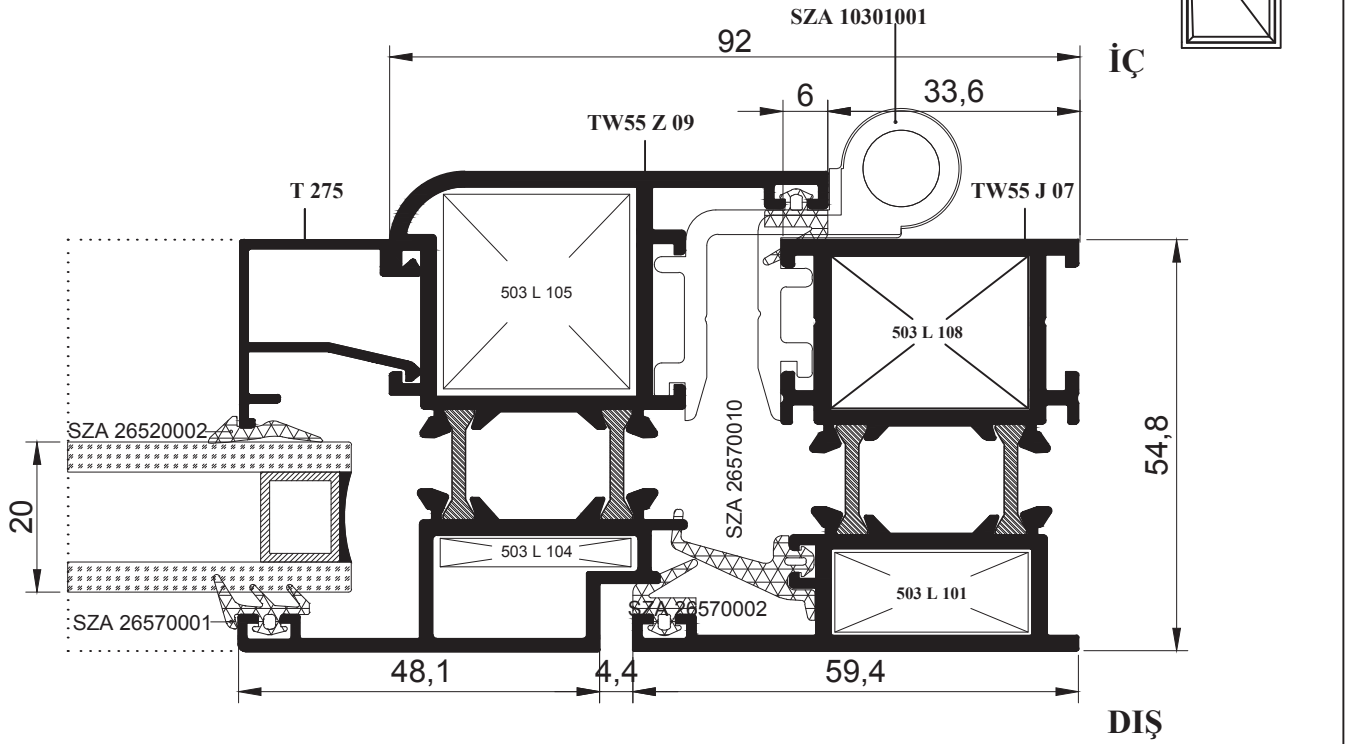


**B DETAYI**

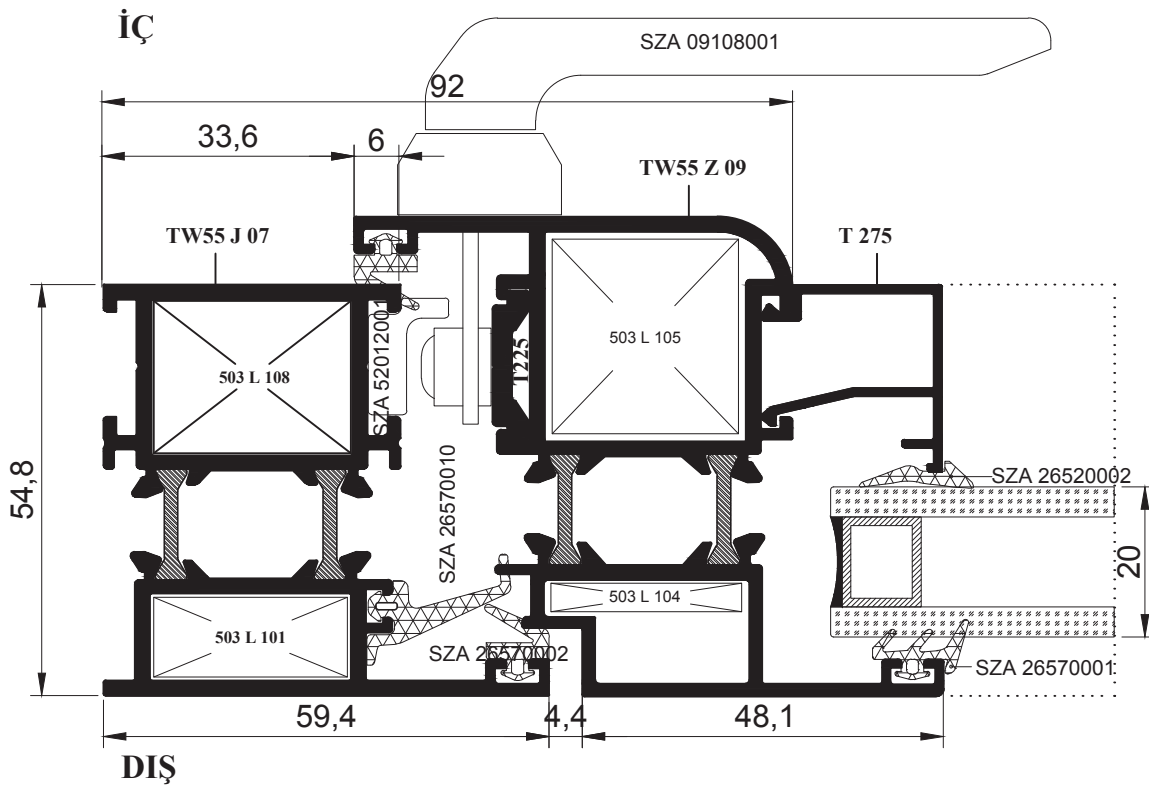


**SİSTEM MONTAJ DETAYLARI**

**C DETAYI**



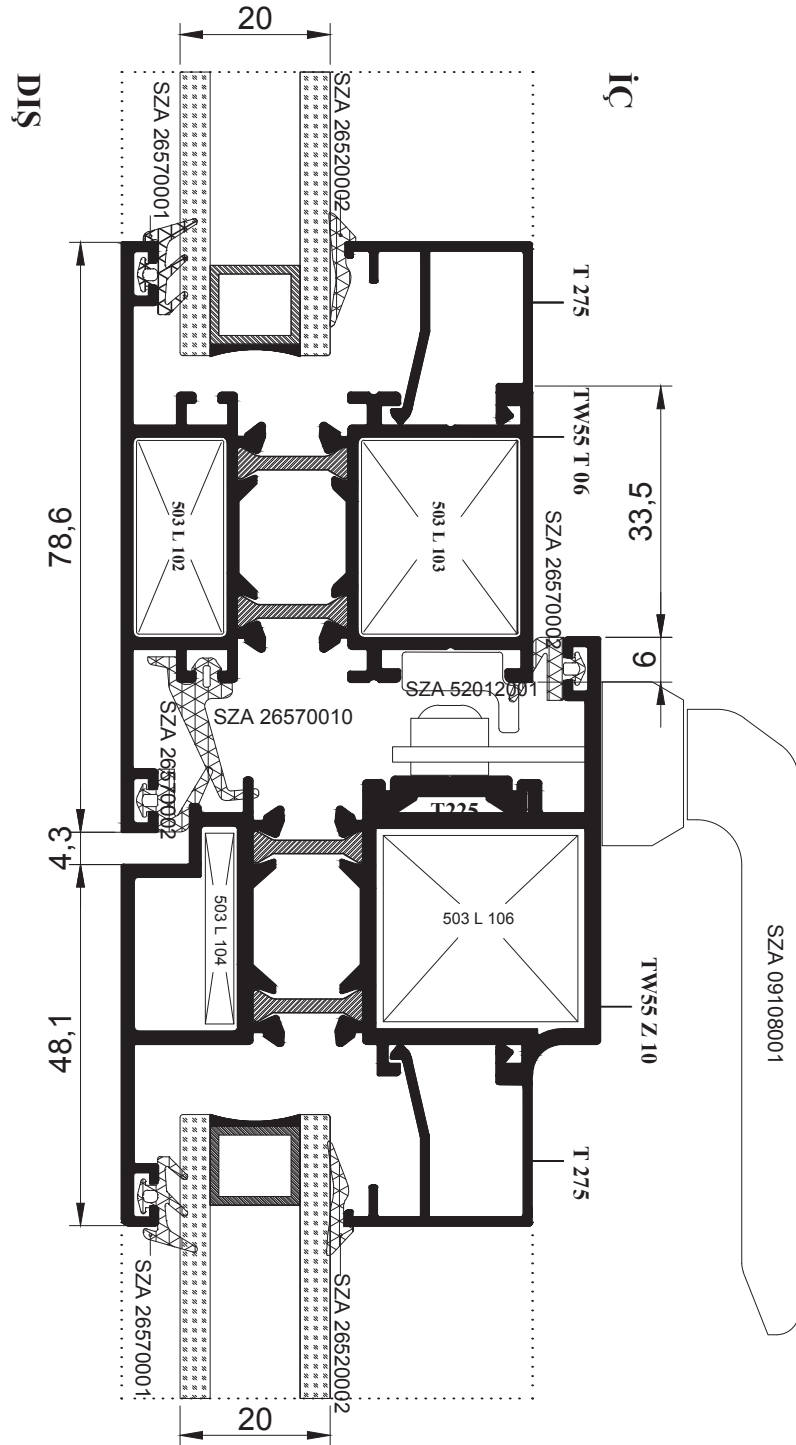
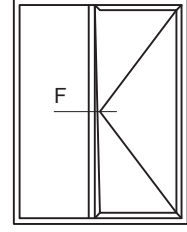
**D DETAYI**





**SİSTEM MONTAJ DETAYLARI**

**F DETAYI**

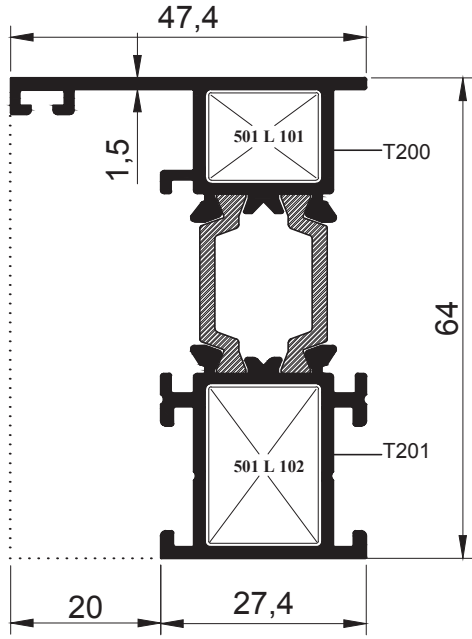


A series of horizontal dotted lines for writing notes.

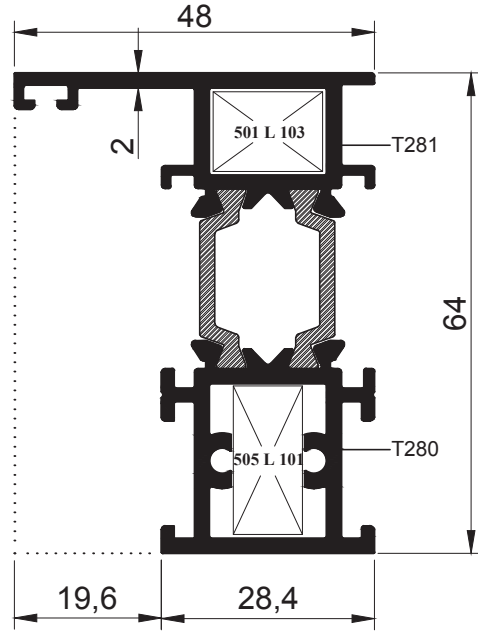


**KASA PROFİLLERİ**

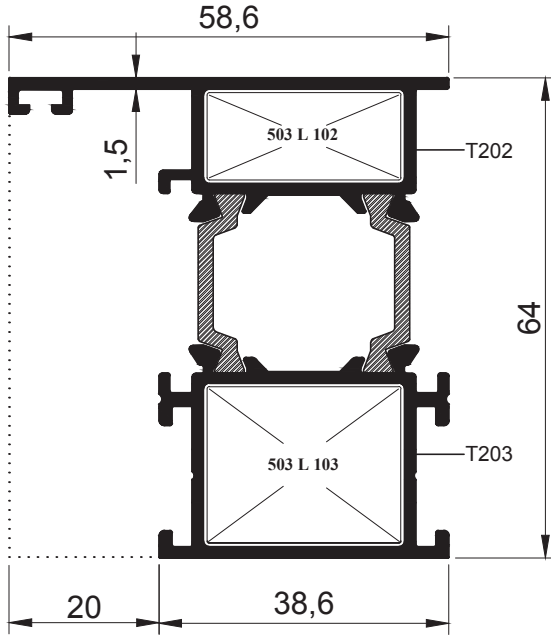
PR. KODU	AĞIRLIK (kg/mt)	Jxx (cm <sup>4</sup> )	Jyy (cm <sup>4</sup> )
TW64 J 01	1.131	17.25	7.82
TW64 J 02	1.462	19.46	9.50
TW64 J 03	1.312	20.83	15.01
TW64 J 04	1.702	23.54	15.08



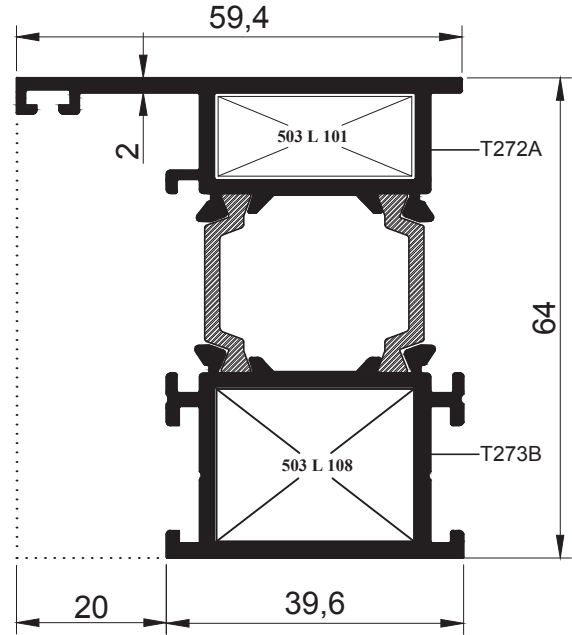
**TW64 J 01**



**TW64 J 02**



**TW64 J 03**



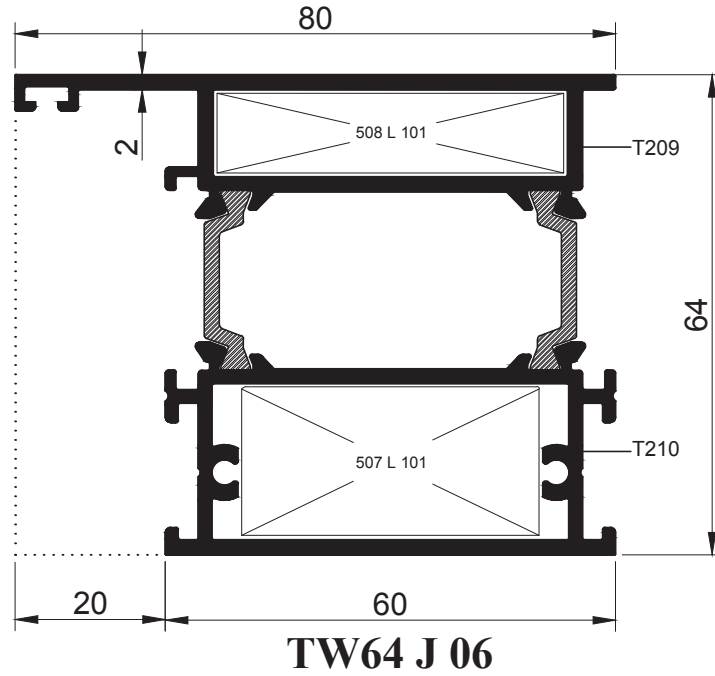
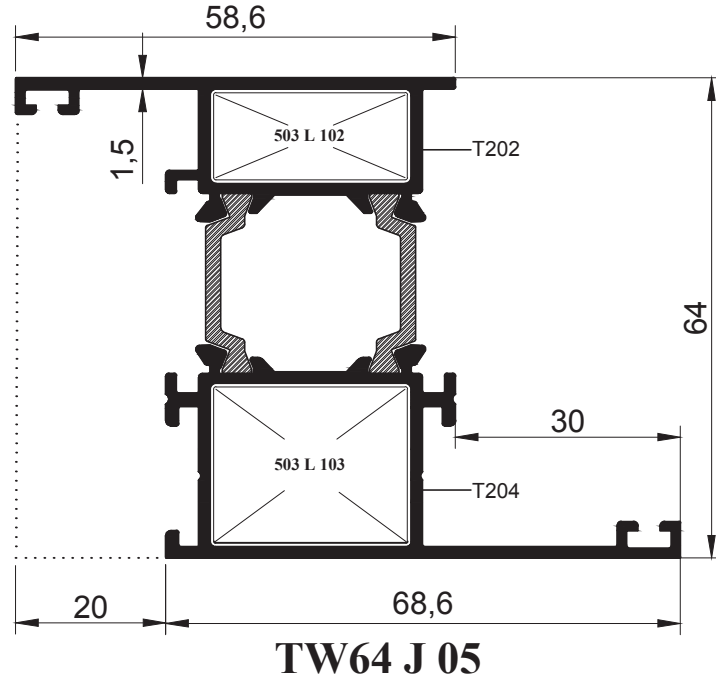
**TW64 J 04**

PROFİL KODU	KÖŞE PR. KODU	KESİM ÖLÇ. mm	AKS. KODU
TW64 J 01	L 501	12,0	501 L 101
	L 501	21,3	501 L 102
TW64 J 02	L 501	11,0	501 L 103
	L 505	20,3	505 L 101

PROFİL KODU	KÖŞE PR. KODU	KESİM ÖLÇ. mm	AKS. KODU
TW64 J 03	L 503	12,0	503 L 102
	L 503	21,3	503 L 103
TW64 J 04	L 503	11,3	503 L 101
	L 503	20,3	503 L 108

**KASA PROFİLLERİ**

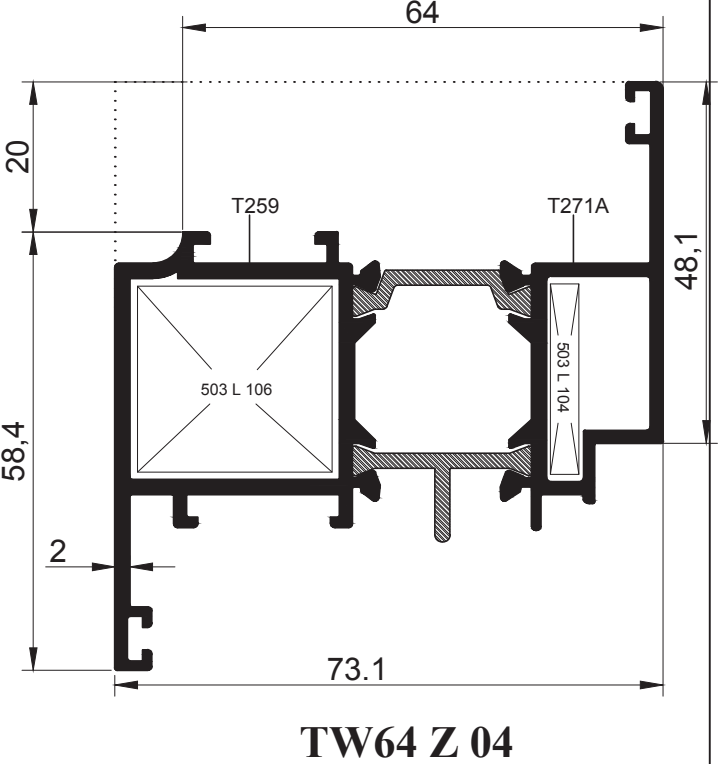
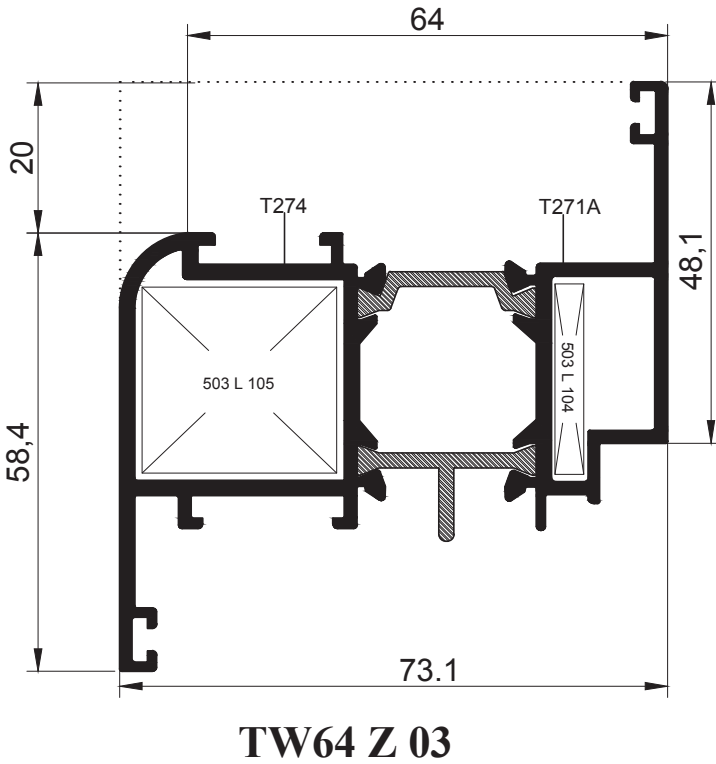
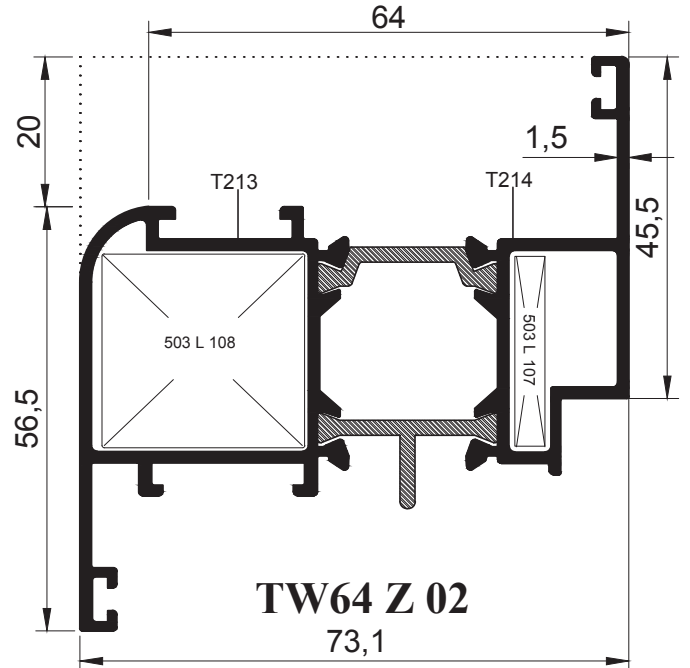
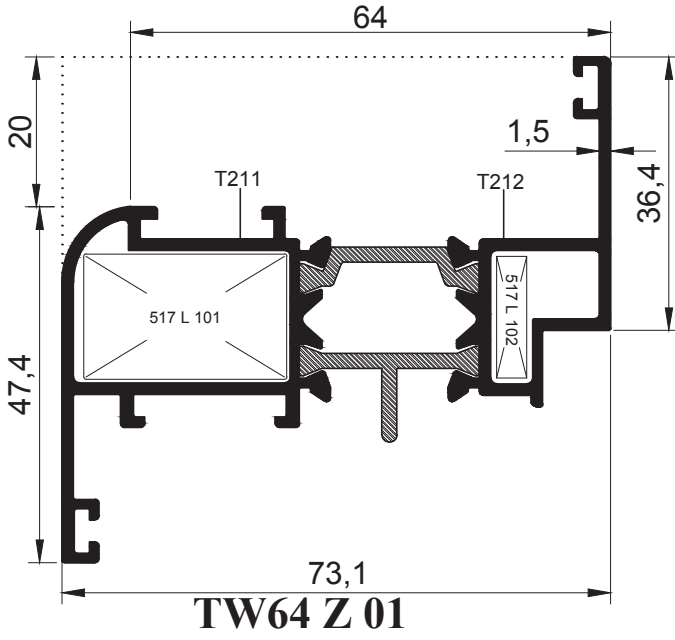
PR. KODU	AĞIRLIK (kg/mt)	Jxx (cm <sup>4</sup> )	Jyy (cm <sup>4</sup> )
TW64 J 05	1.468	24.29	38.10
TW64 J 06	2.126	29.30	36.35



PROFİL KODU	KÖŞE PR. KODU	KESİM ÖLÇ. mm	AKS. KODU
TW64 J 05	L 503	12,0	503 L 102
	L 503	21,3	503 L 103
TW64 J 06	L 508	11,0	508 L 101
	L 507	20,3	507 L 101

**KANAT PROFİLLERİ**

PR. KODU	AĞIRLIK (kg/mt)	Jxx (cm <sup>4</sup> )	Jyy (cm <sup>4</sup> )
TW64 Z 01	1.327	24.10	8.80
TW64 Z 02	1.470	29.89	14.93
TW64 Z 03	1.839	33.00	17.64
TW64 Z 04	1.742	34.40	17.68

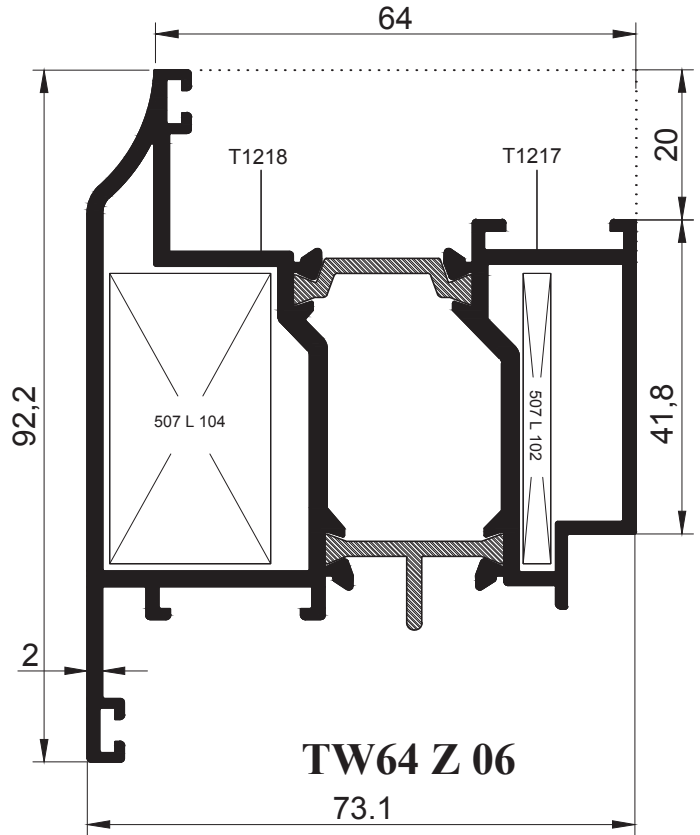
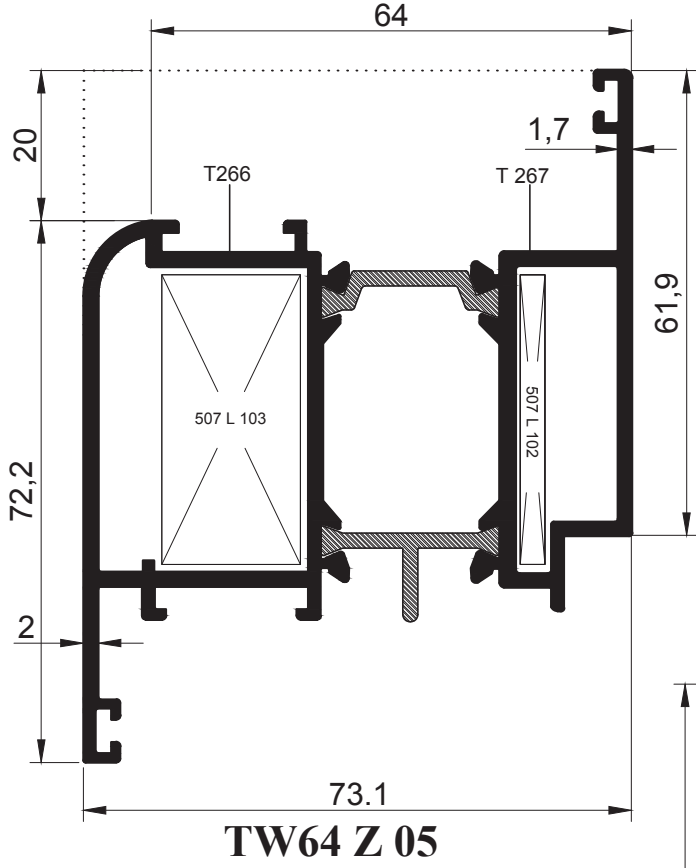


PROFİL KODU	KÖŞE PR. KODU	KESİM ÖLÇ. mm	AKS. KODU
TW64 Z 01	L 517	27,0	517 L 101
	L 517	5,0	517 L 102
TW64 Z 02	L 503	5,0	503 L 107
	L 503	27,0	503 L 108

PROFİL KODU	KÖŞE PR. KODU	KESİM ÖLÇ. mm	AKS. KODU
TW64 Z 03	L 503	4,0	503 L 104
	L 503	26,0	503 L 105
TW64 Z 04	L 503	4,0	503 L 104
	L 503	27,0	503 L 106

**KANAT PROFİLLERİ**

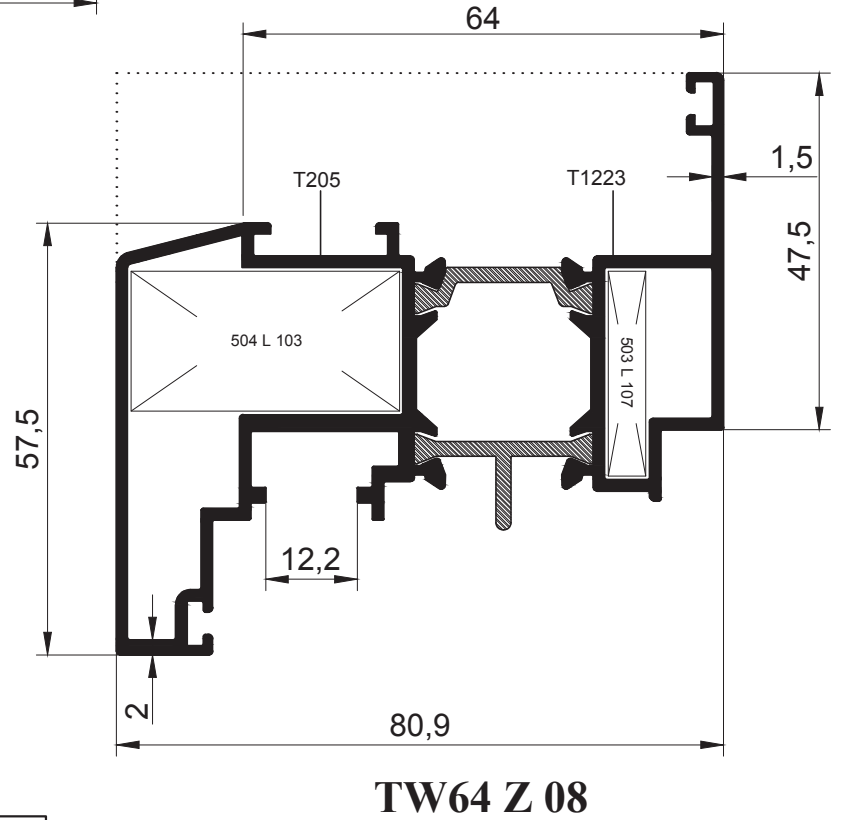
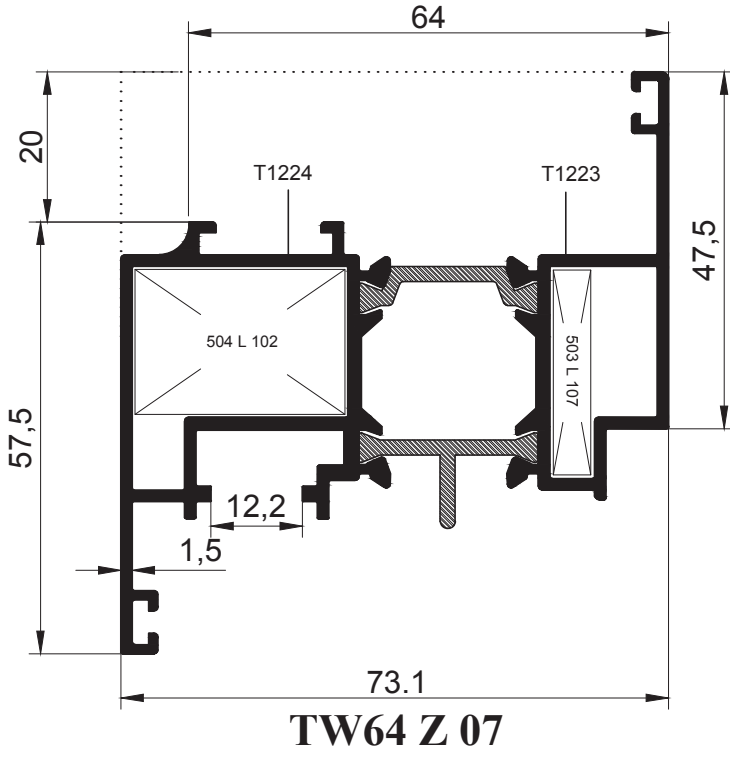
PR. KODU	AĞIRLIK (kg/mt)	Jxx (cm <sup>4</sup> )	Jyy (cm <sup>4</sup> )
TW64 Z 05	2.027	38.87	41.85
TW64 Z 06	2.185	45.02	61.38



PROFİL KODU	KÖŞE PR. KODU	KESİM ÖLÇ. mm	AKS. KODU
TW64 Z 05	L 507	4,0	507 L 102
	L 507	20,0	507 L 103
TW64 Z 06	L 507	4,0	507 L 102
	L 507	23,0	507 L 104

**KANAT PROFİLLERİ**

PR. KODU	AĞIRLIK (kg/mt)	Jxx (cm <sup>4</sup> )	Jyy (cm <sup>4</sup> )
TW64 Z 07	1.614	29.95	16.40
TW64 Z 08	1.772	33.22	22.90

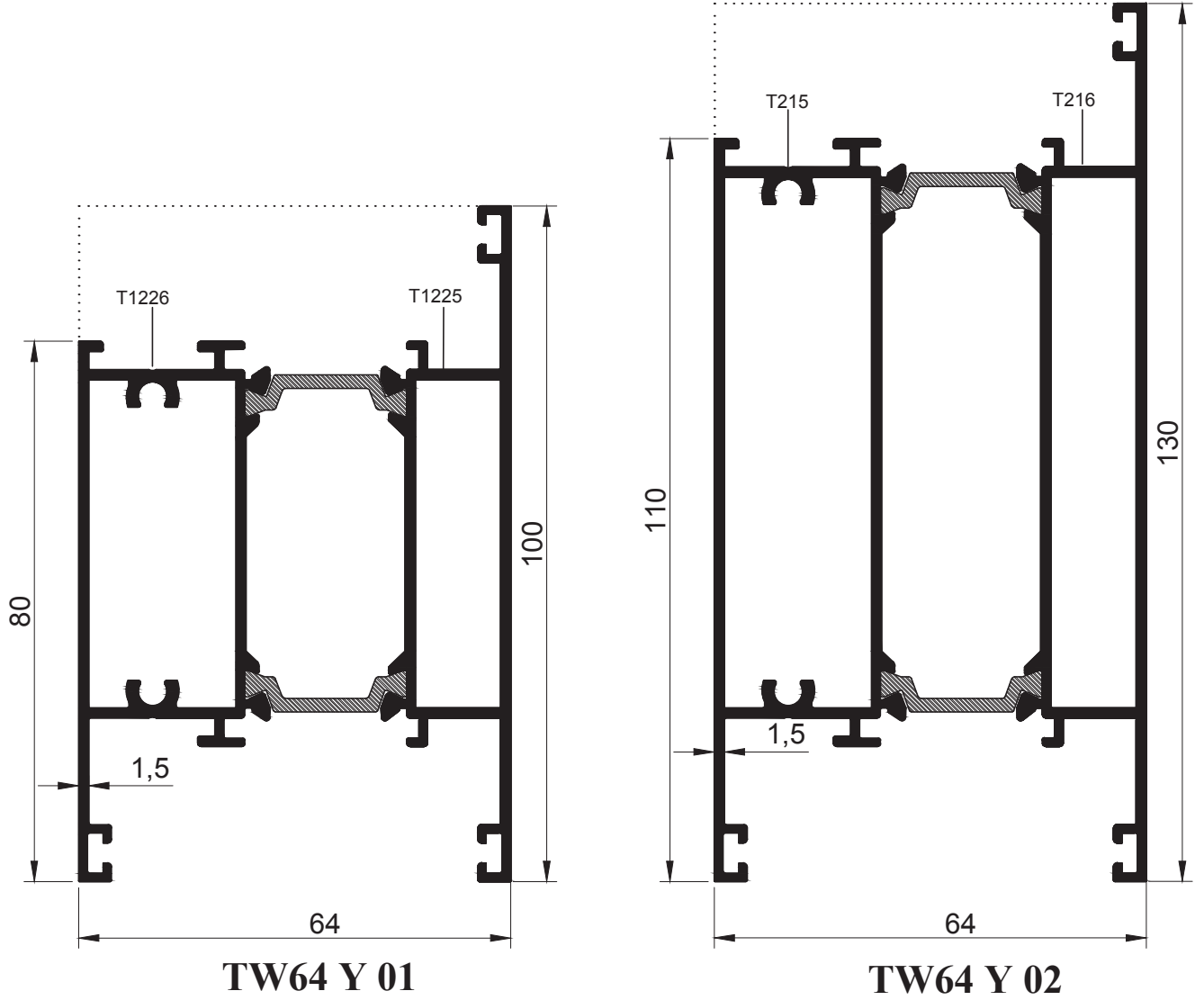


PROFİL KODU	KÖŞE PR. KODU	KESİM ÖLÇ. mm	AKS. KODU
TW64 Z 07	L 504	28,0	504 L 102
	L 503	5,0	503 L 107
TW64 Z 08	L 504	36,0	504 L 103
	L 503	5,0	503 L 107



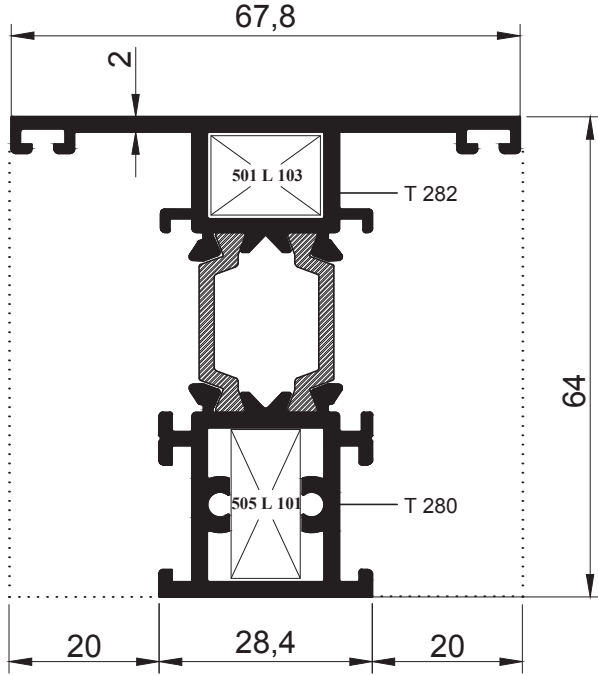
**ETEK PROFİLLERİ**

PR. KODU	AĞIRLIK (kg/mt)	Jxx (cm <sup>4</sup> )	Jyy (cm <sup>4</sup> )
TW64 Y 01	1.967	33.27	47.23
TW64 Y 02	2.493	51.23	116.03

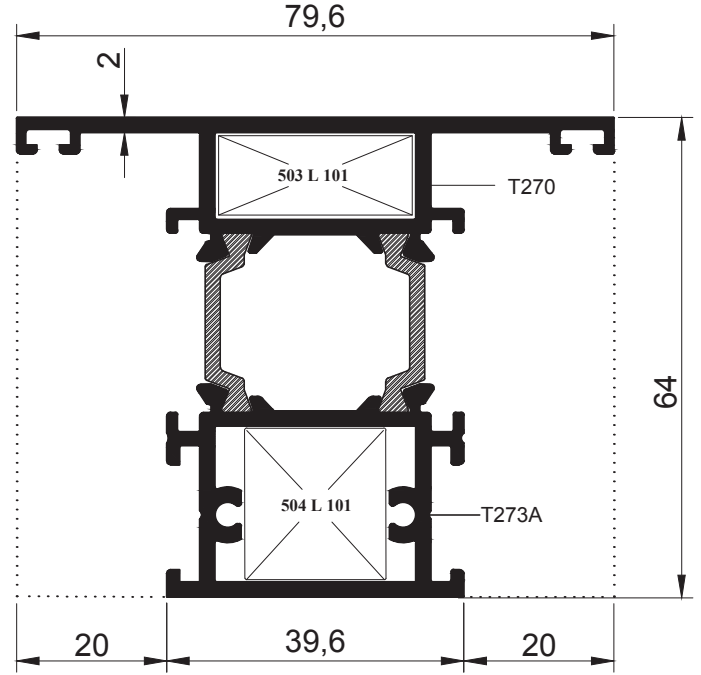


**KAYIT PROFİLLERİ**

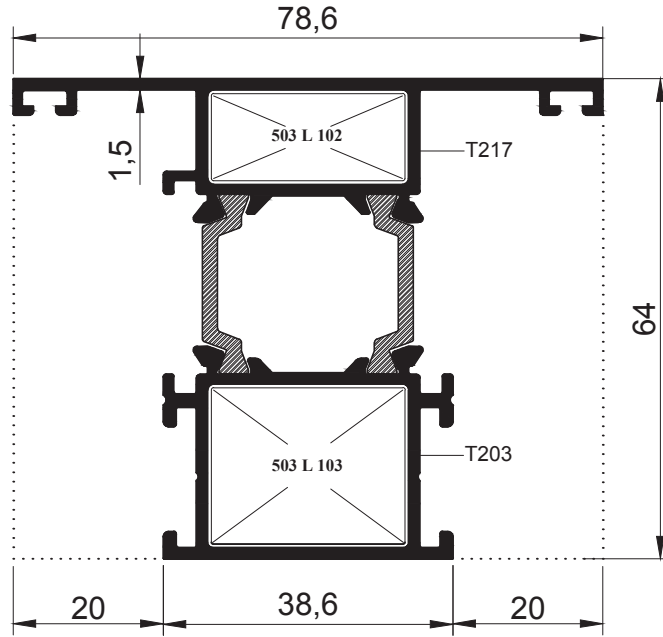
PR. KODU	AĞIRLIK (kg/mt)	Jxx (cm <sup>4</sup> )	Jyy (cm <sup>4</sup> )
TW64 T 01	1.597	21.41	9.60
TW64 T 02	1.842	27.08	16.91
TW64 T 03	1.434	24.67	16.35



**TW64 T 01**



**TW64 T 02**

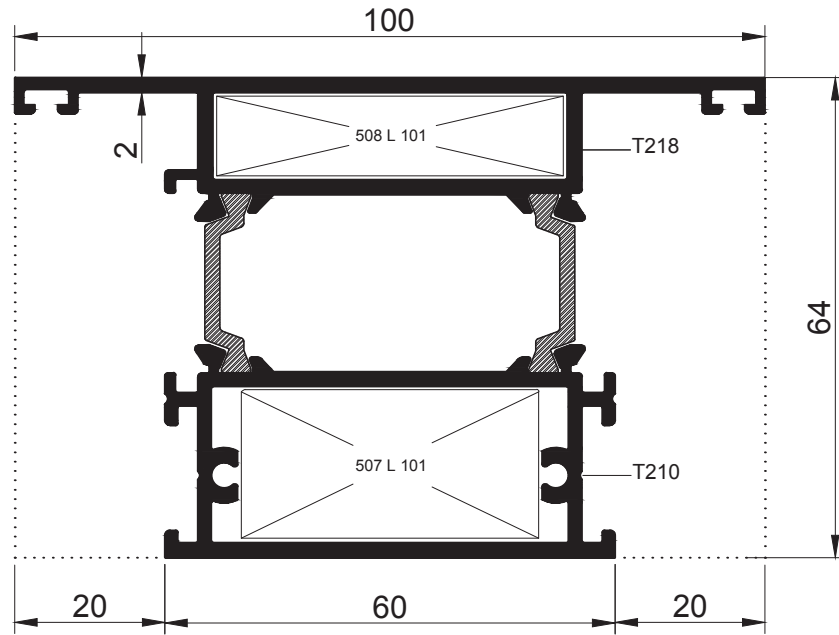
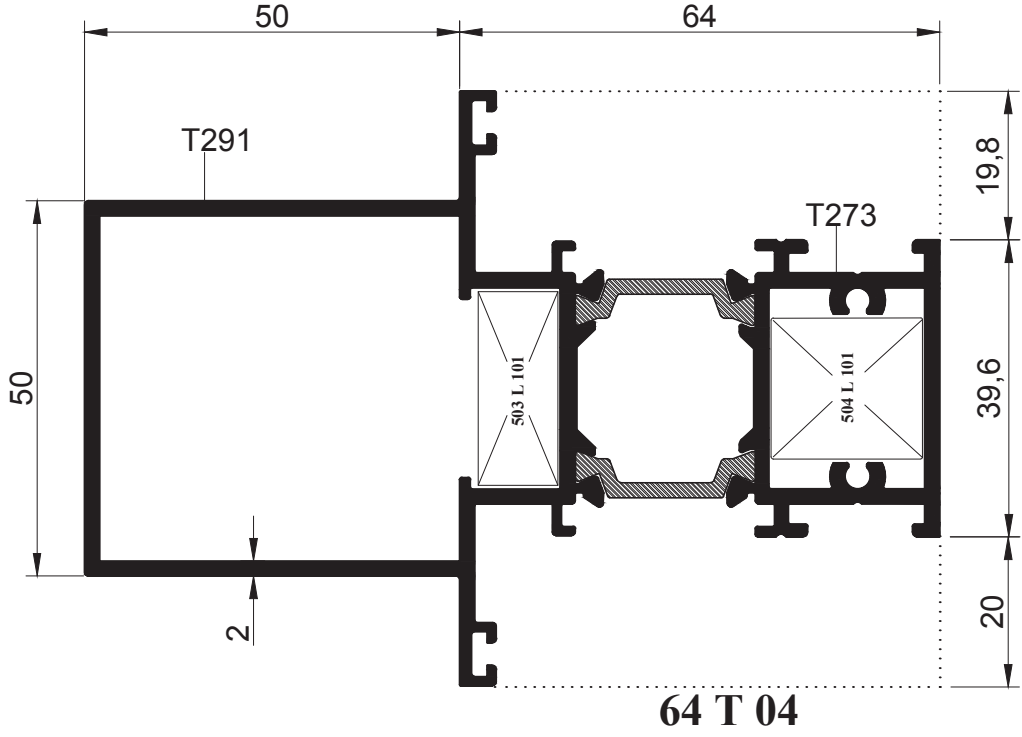


**TW64 T 03**

PROFİL KODU	KÖŞE PR. KODU	KESİM ÖLÇ. mm	AKS. KODU
TW64 T 01	L 501	11,0	501 L 103
	L 505	20,3	505 L 101
TW64 T 02	L 503	11,0	503 L 101
	L 504	20,3	504 L 101
TW64 T 03	L 503	12,0	503 L 102
	L 503	21,5	503 L 103

**KAYIT PROFİLLERİ**

PR. KODU	AĞIRLIK (kg/mt)	Jxx (cm <sup>4</sup> )	Jyy (cm <sup>4</sup> )
TW64 T 04	2.472	93.27	32.65
TW64 T 05	2.244	33.74	46.76

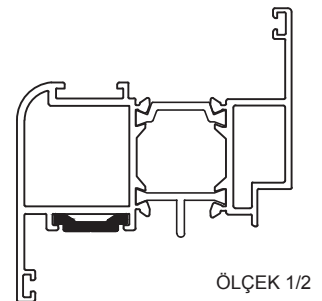
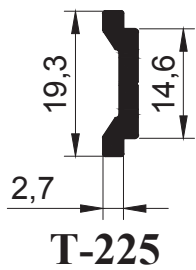
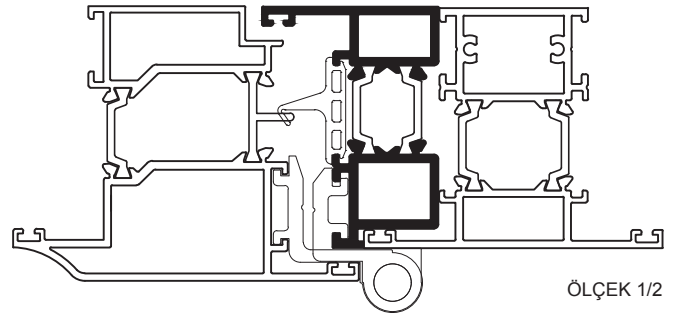
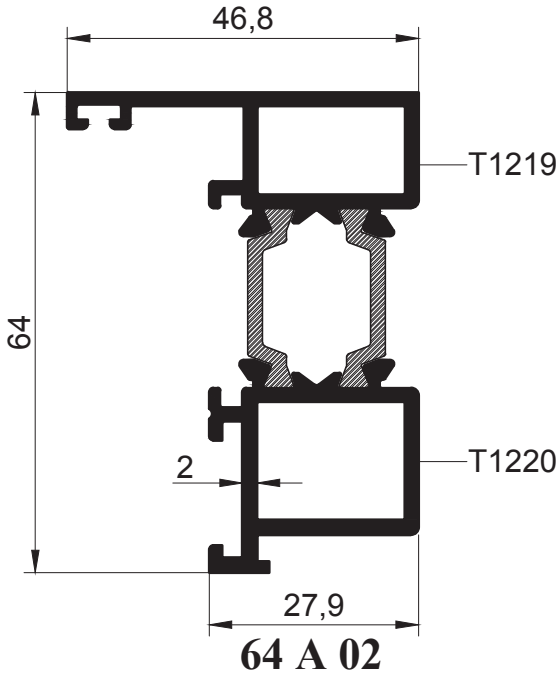
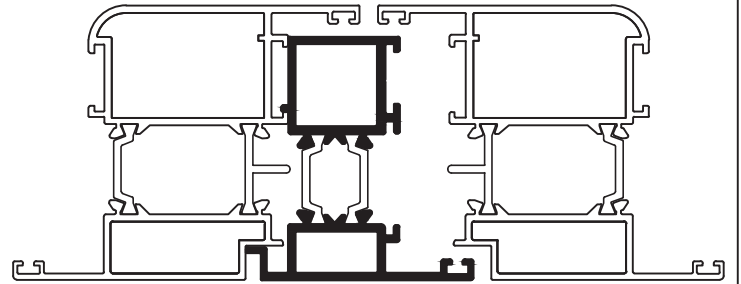
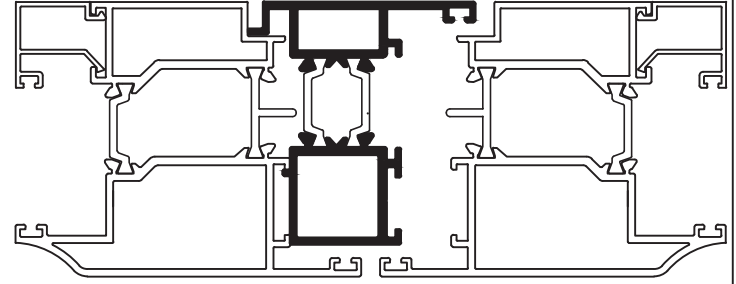
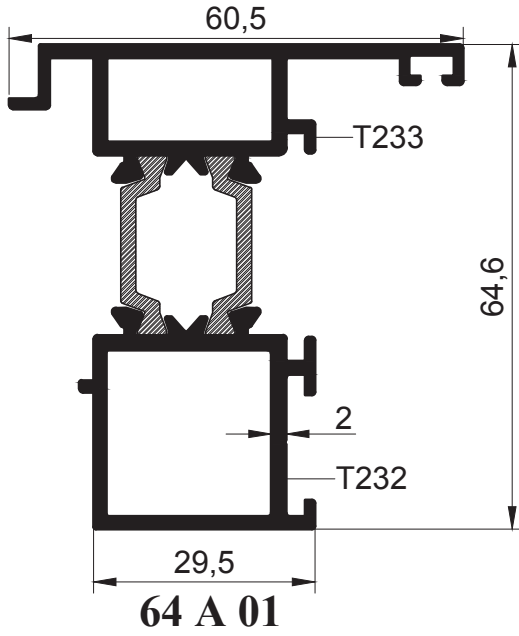


PROFİL KODU	KOŞE PR. KODU	KESİM ÖLÇ. mm	AKS. KODU
TW64 T 04	L 503	11,0	503 L 101
	L 504	20,3	504 L 101
TW64 T 05	L 508	11,0	508 L 101
	L 507	20,3	507 L 101

**ADAPTÖR PROFİLLERİ**

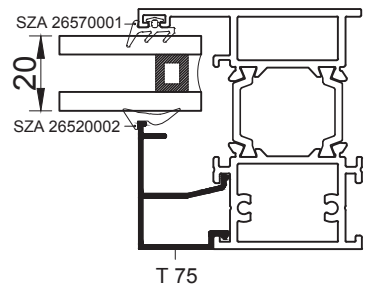
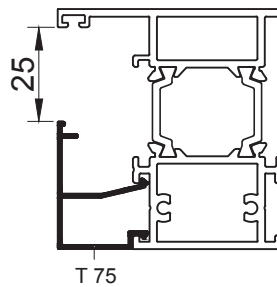
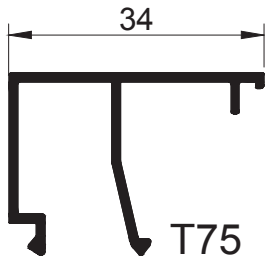
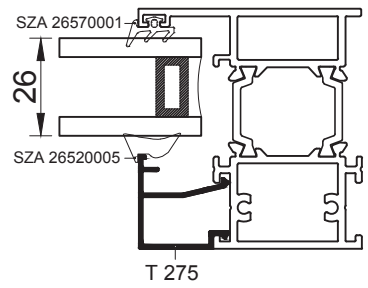
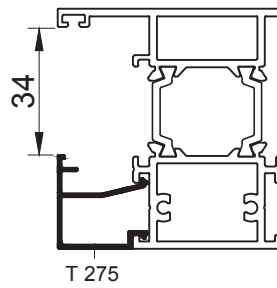
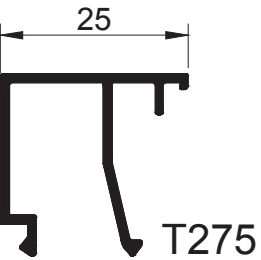
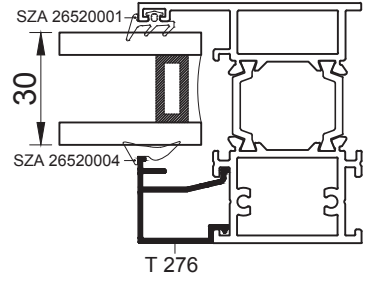
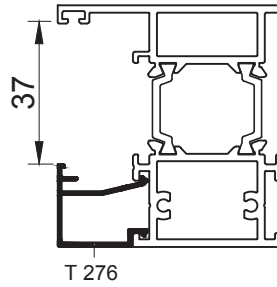
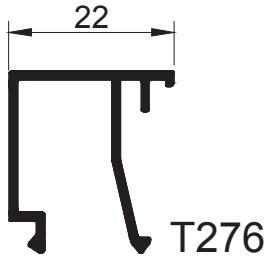
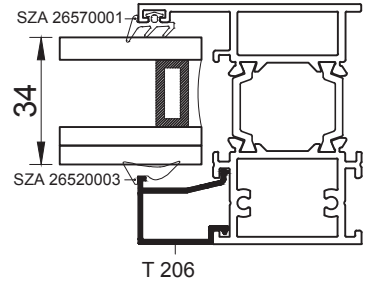
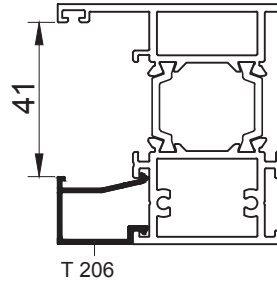
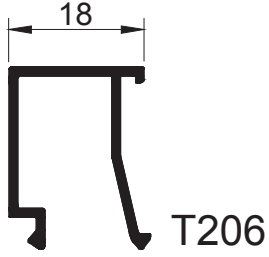
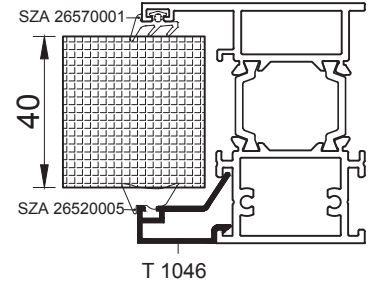
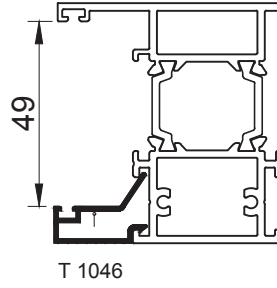
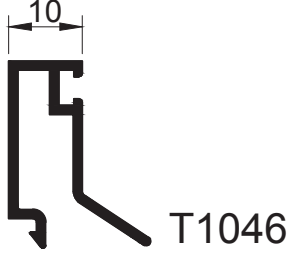
PR. KODU AĞIRLIK (kg/mt)

TW64 A 01	1.377
TW64 A 02	1.275
T-225	0.164



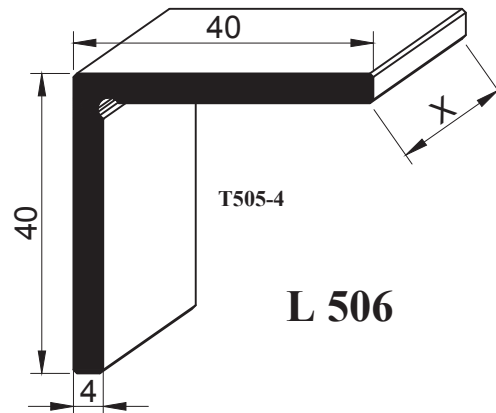
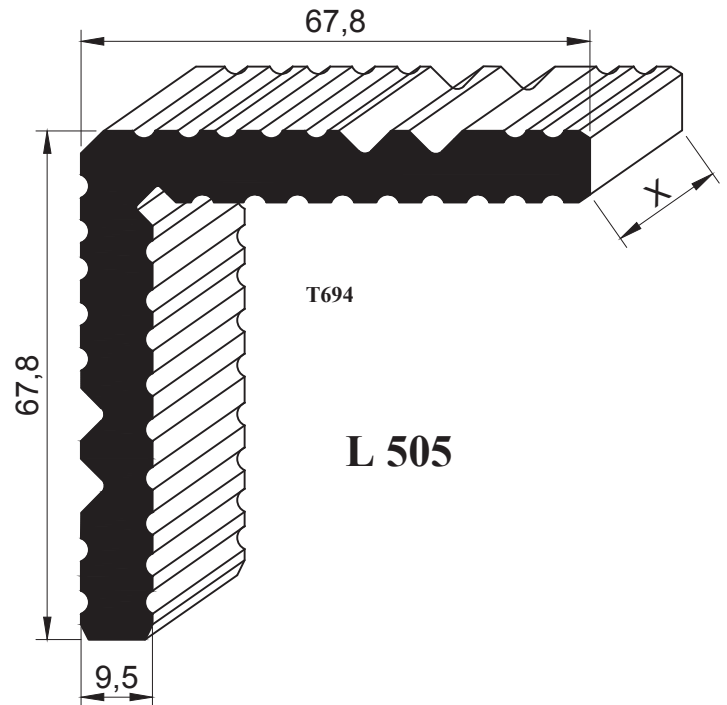
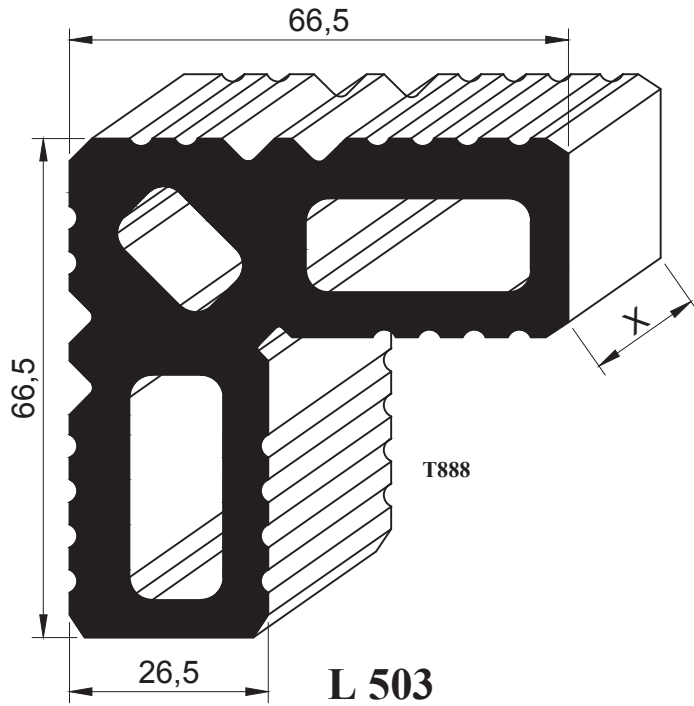
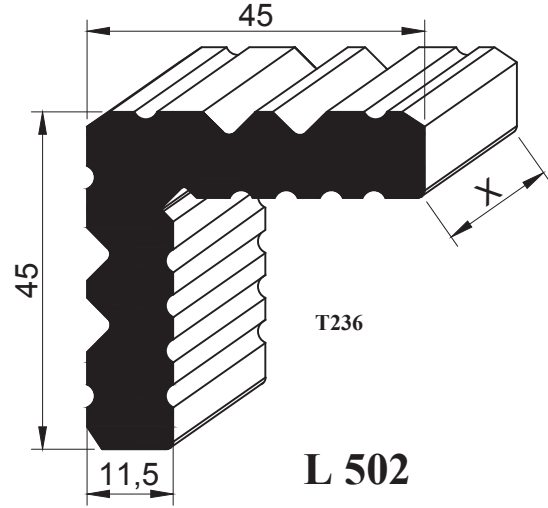
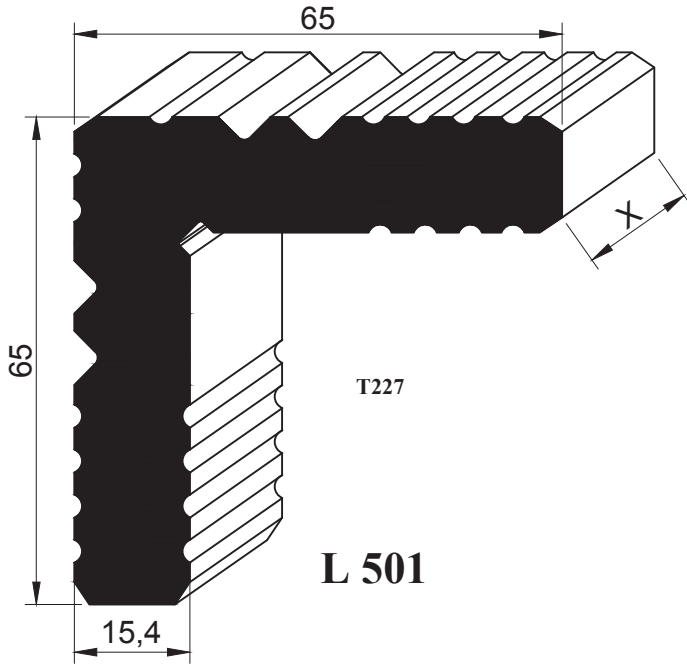
**CAM ÇITA PROFİLLERİ**

PR. KODU	AĞIRLIK (kg/mt)	PR. KODU	AĞIRLIK (kg/mt)
T1046	0,230	T275	0,268
T206	0,232	T75	0,300
T276	0,260		



**BAĞLANTI PROFİLLERİ**

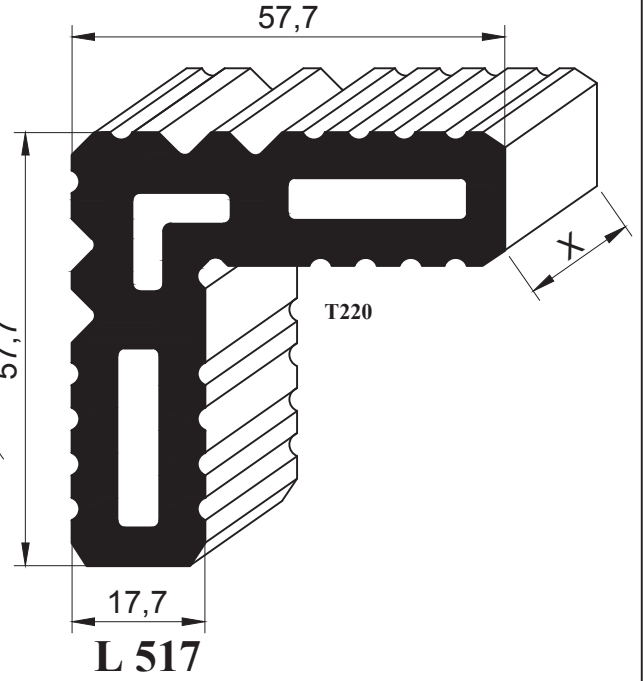
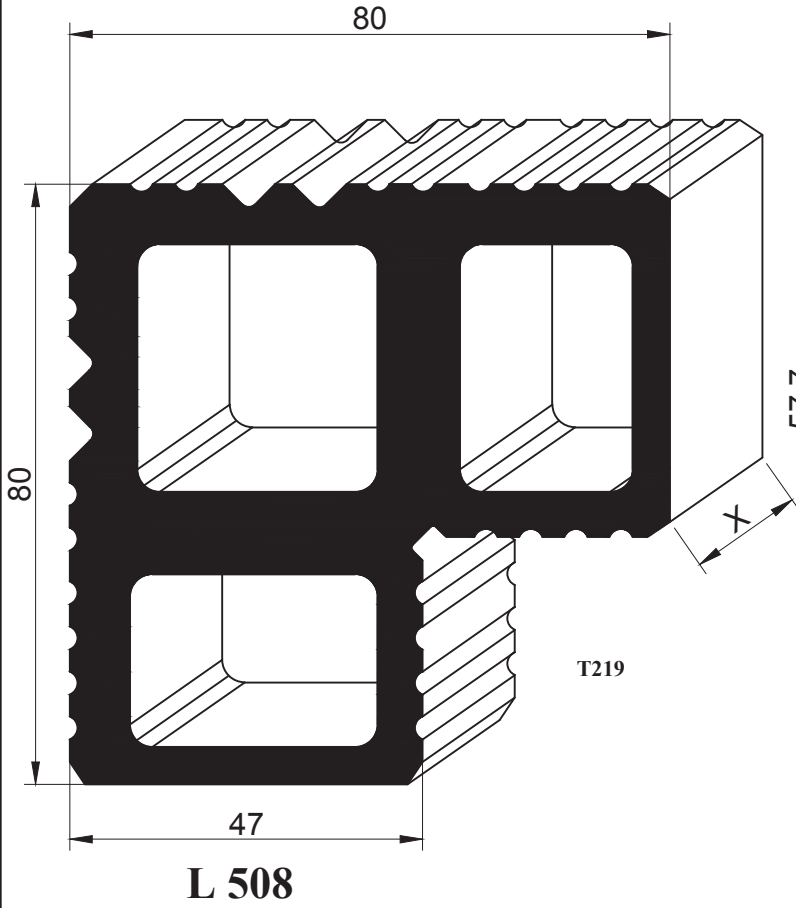
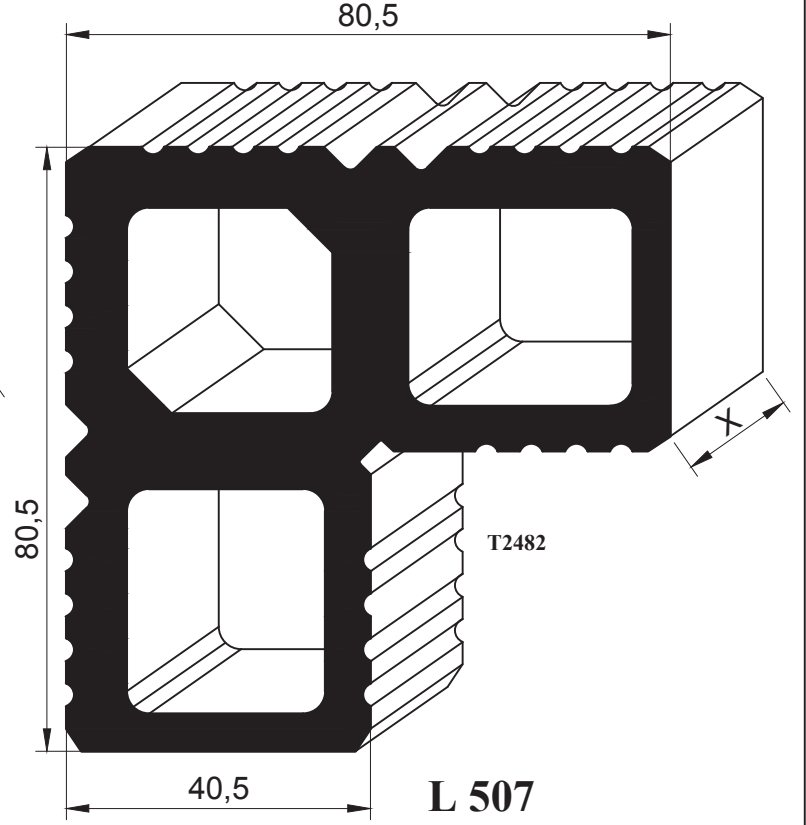
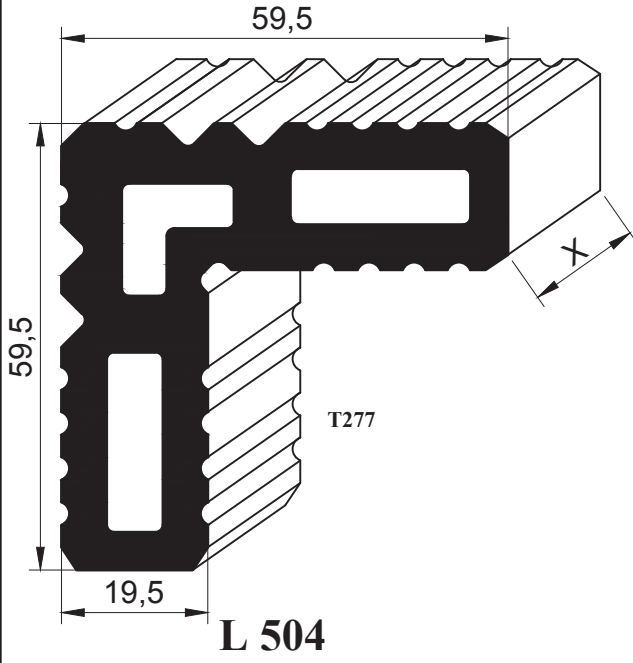
PR. KODU	AĞIRLIK (kg/mt)	PR. KODU	AĞIRLIK (kg/mt)
L 501	4.509	L 505	2.886
L 502	2.214	L 506	0,818
L 503	4.921		



**BAĞLANTI PROFİLLERİ**

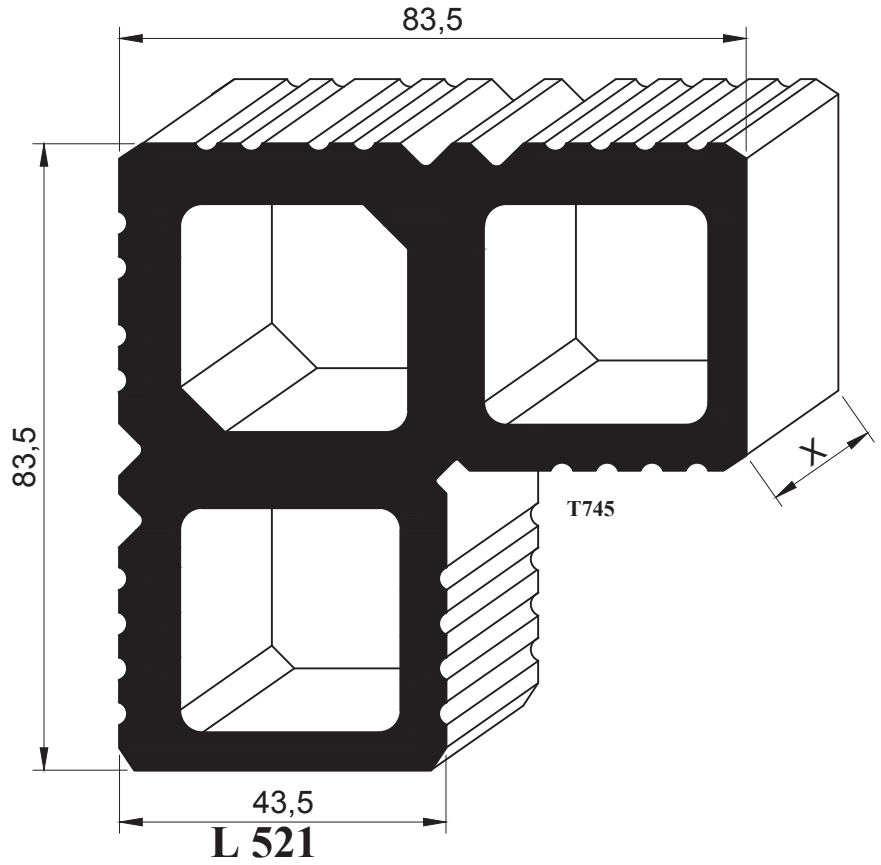
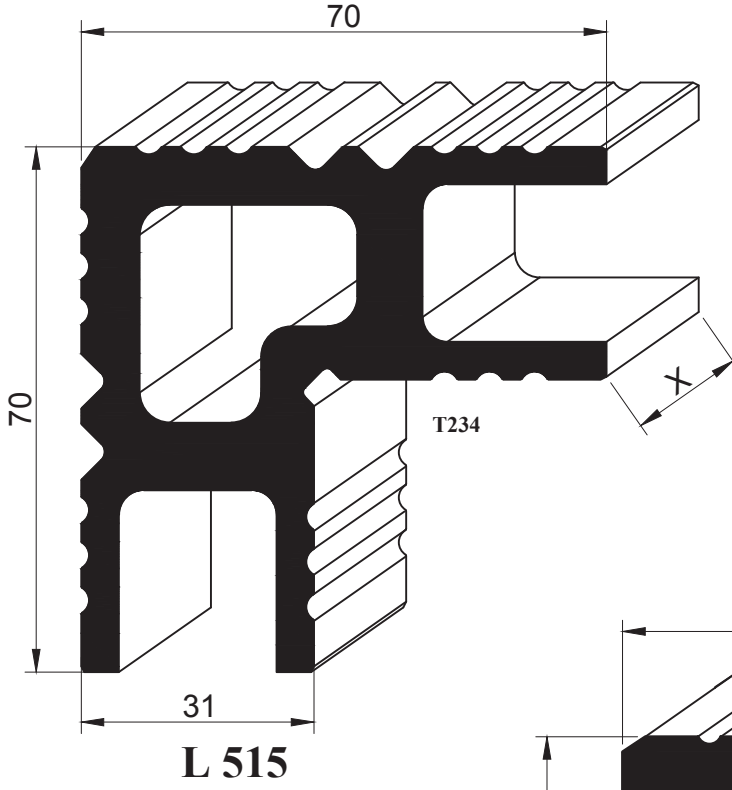
PR. KODU AĞIRLIK (kg/mt)

L 504	3,622
L 507	6,726
L 508	7,240
L 517	3,425





**BAĞLANTI PROFİLLERİ**




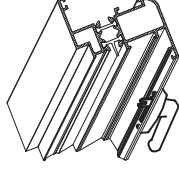

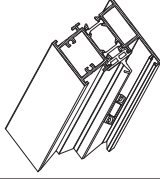

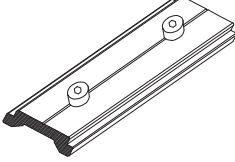
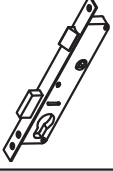
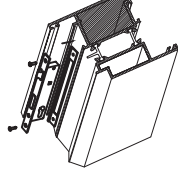
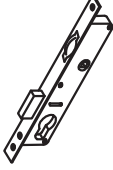
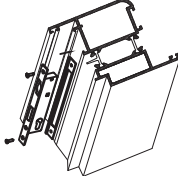

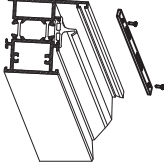

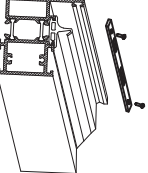
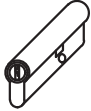
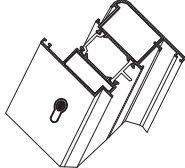
PR. KODU	AĞIRLIK (kg/mt)
L 515	4,300
L 521	7,027




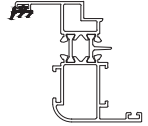
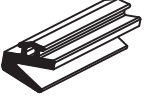
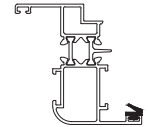

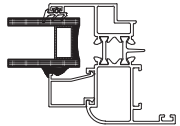

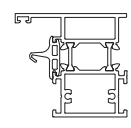
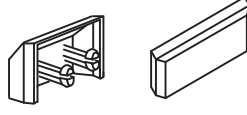
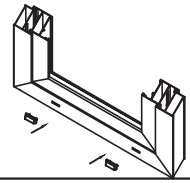
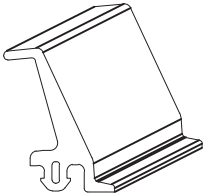
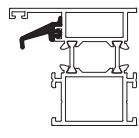


PROFİL KODU	 KÖŞE PR. KODU	KESİM ÖLÇ. mm	 AKS. KODU
TW64 J 01	L 501	12,0	501 L 101
	L 501	21,3	501 L 102
TW64 J 02	L 501	11,0	501 L 103
	L 505	20,3	505 L 101
TW64 J 03	L 503	12,0	503 L 102
	L 503	21,3	503 L 103
TW64 J 04	L 503	11,3	503 L 101
	L 503	20,3	503 L 108
TW64 J 05	L 503	12,0	503 L 102
	L 503	21,3	503 L 103
TW64 J 06	L 508	11,0	508 L 101
	L 507	20,3	507 L 101
TW64 Z 01	L 517	27,0	517 L 101
	L 517	5,0	517 L 102
TW64 Z 02	L 503	5,0	503 L 107
	L 503	27,0	504 L 108
TW64 Z 03	L 503	4,0	503 L 104
	L 503	26,0	503 L 105
TW64 Z 04	L 503	4,0	503 L 104
	L 503	27,0	503 L 106
TW64 Z 05	L 507	4,0	507 L 102
	L 507	20,0	507 L 103
TW64 Z 06	L 507	4,0	507 L 102
	L 507	23,0	507 L 104
TW64 Z 07	L 504	28,0	504 L 102
	L 503	5,0	503 L 107
TW64 Z 08	L 504	36,0	504 L 103
	L 503	5,0	503 L 107
TW64 T 01	L 501	11,0	501 L 103
	L 505	20,3	505 L 101
TW64 T 02	L 503	11,0	503 L 101
	L 504	20,3	504 L 101
TW64 T 03 TW64 T 06	L 503	12,0	503 L 102
	L 503	21,5	503 L 103
TW64 T 04	L 503	11,0	503 L 101
	L 504	20,3	504 L 101
TW64 T 05	L 508	11,0	508 L 101
	L 507	20,3	507 L 101

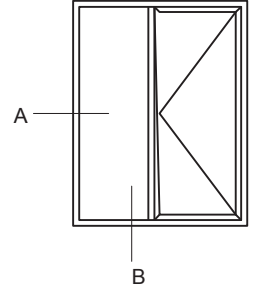
**SİSTEM AKSESUARLARI**

ÇİZİM	KOD	KULANIM YERİ
	<b>SZ Isı menteşe</b> ..... SZA 10301001	
	<b>Eksenel kol</b> ..... SZA 09108001	
	<b>Ayarlı karşılık</b> ..... SZA 52012001	
	<b>Tij pimi</b> ..... SZA 16007010	
	<b>Dilli kilit 30 mm.</b> ..... SZA 20112230	
	<b>Makaralı kilit 30 mm.</b> ..... SZA 20112230	
	<b>Dilli kilit karşılık</b> ..... SZA 12301001	
	<b>Makaralı kilit karşılık</b> ..... SZA 12302001	
	<b>Barel</b> ..... SZA 18102090	

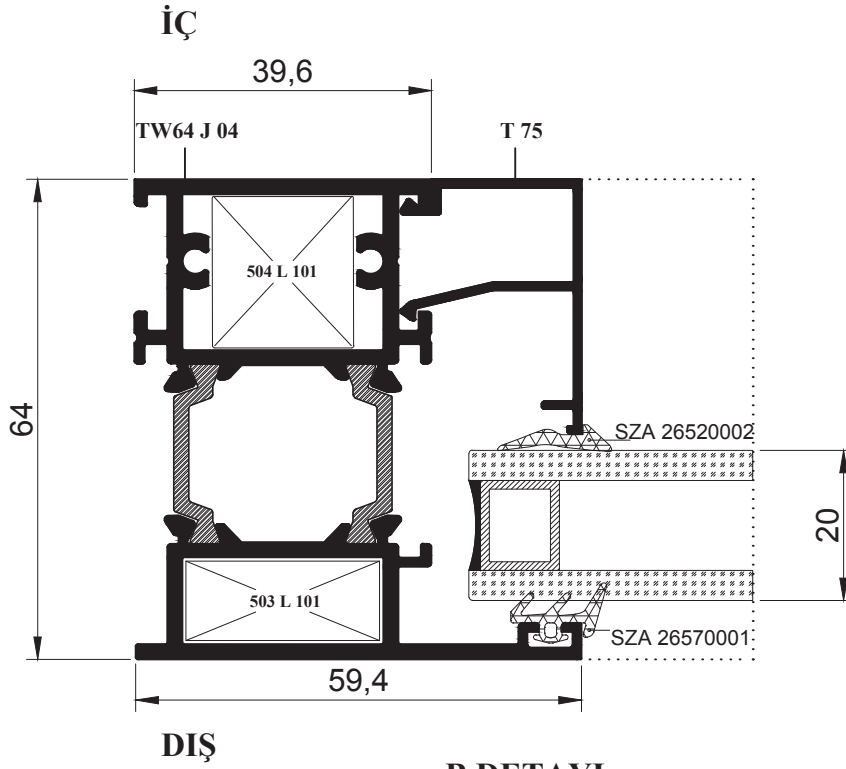
**SİSTEM AKSESUARLARI**

ÇİZİM	KOD	KULANIM YERİ
	<b>TC-N1 Dış Cam fitili</b> SZA 26570001	
	<b>TC-N2 Kanat fitili</b> SZA 26570002	
	<b>İç Cam fitili</b> SZA 26520001- 1 mm SZA 26520002- 2 mm SZA 26520003- 3 mm SZA 26520004- 4 mm SZA 26520005- 5 mm SZA 26520006- 6 mm	
	<b>TC-N6 Tozluk fitili</b> SZA 26570006	
	<b>Tahliye Kapağı</b> SZA 16009001	
	<b>TC-N10 Tozluk fitili</b> SZA 26570010	

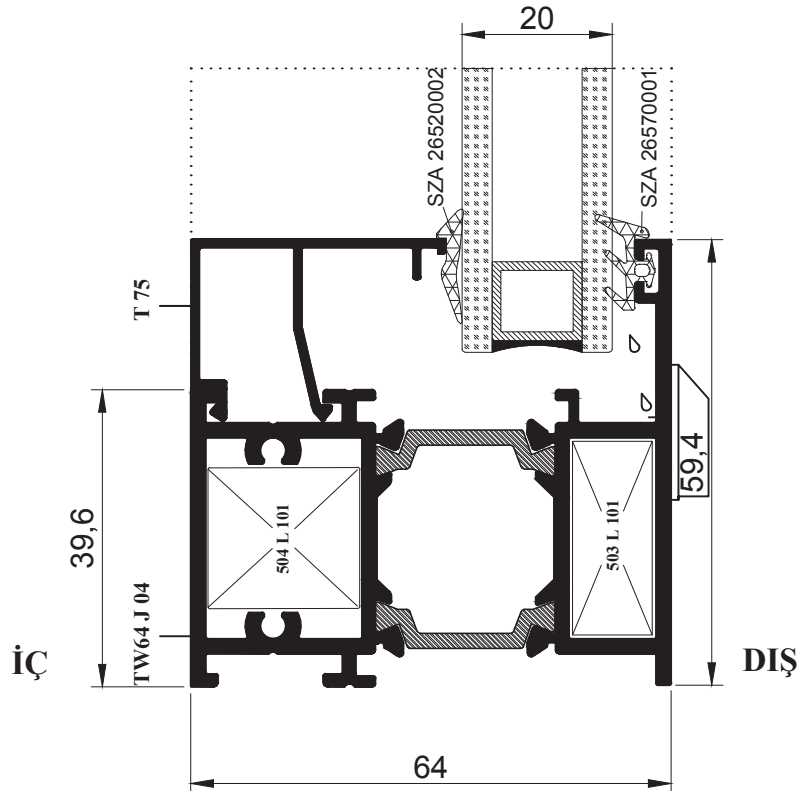
**SİSTEM MONTAJ DETAYLARI**



**A DETAYI**

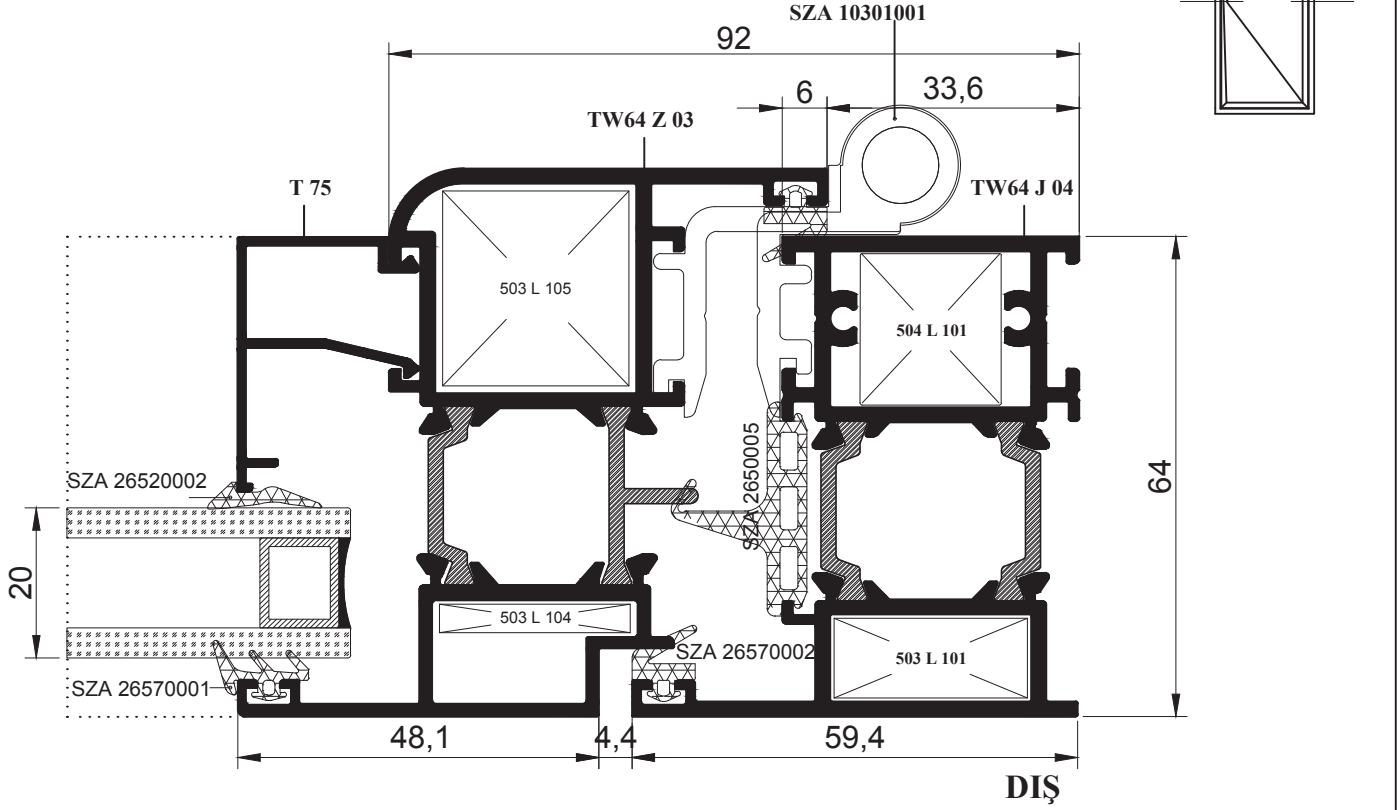


**B DETAYI**

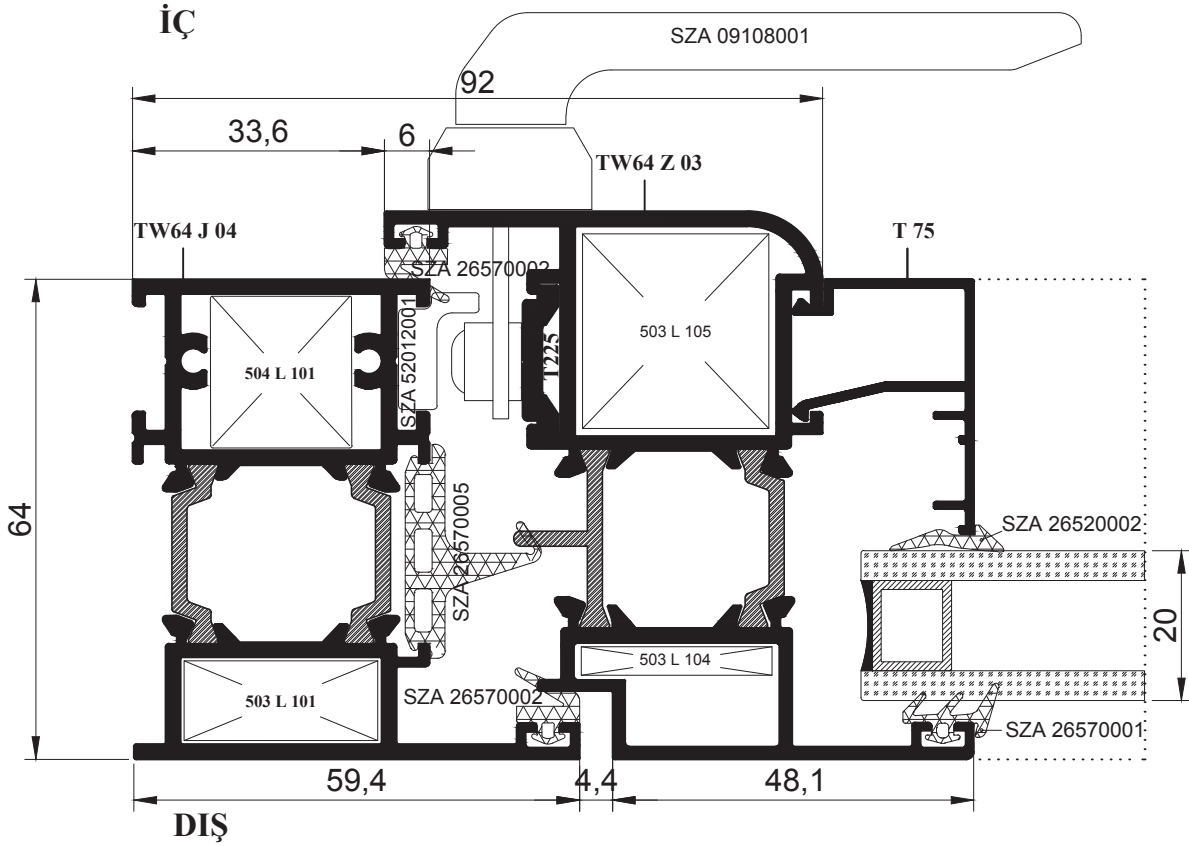


**SİSTEM MONTAJ DETAYLARI**

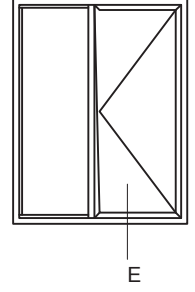
**C DETAYI**



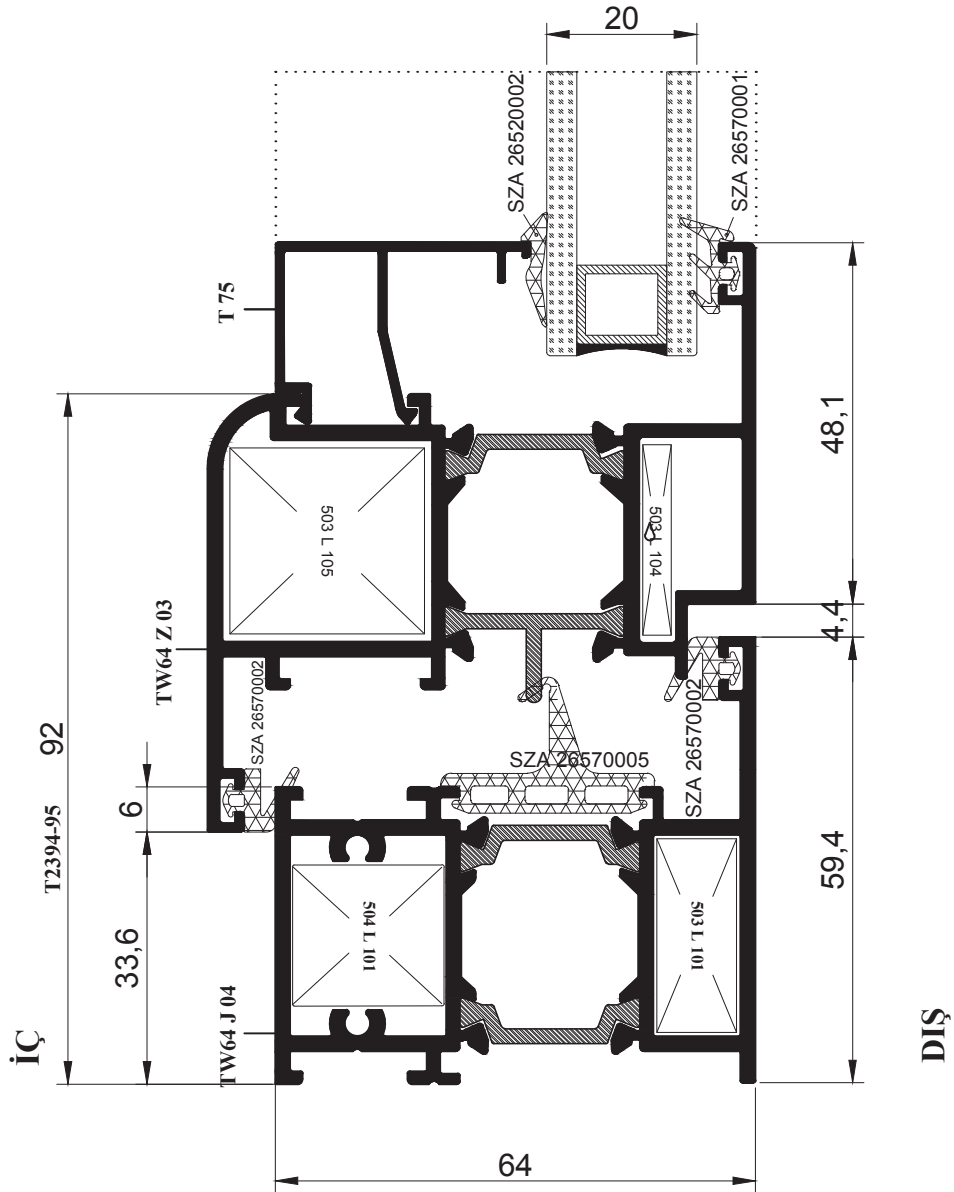
**D DETAYI**



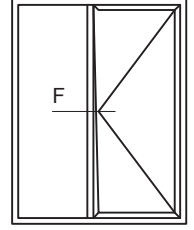
**SİSTEM MONTAJ DETAYLARI**



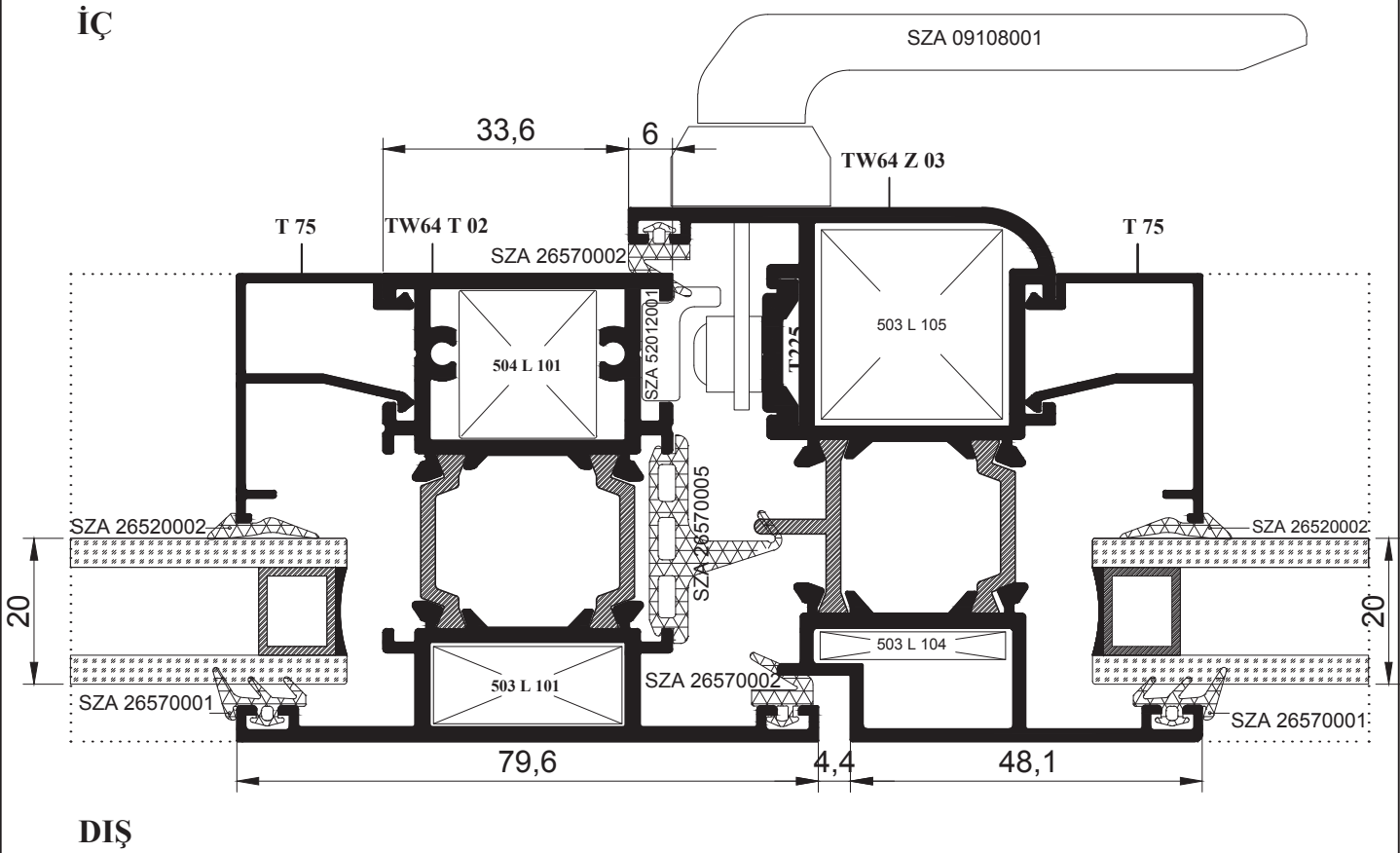
**E DETAYI**



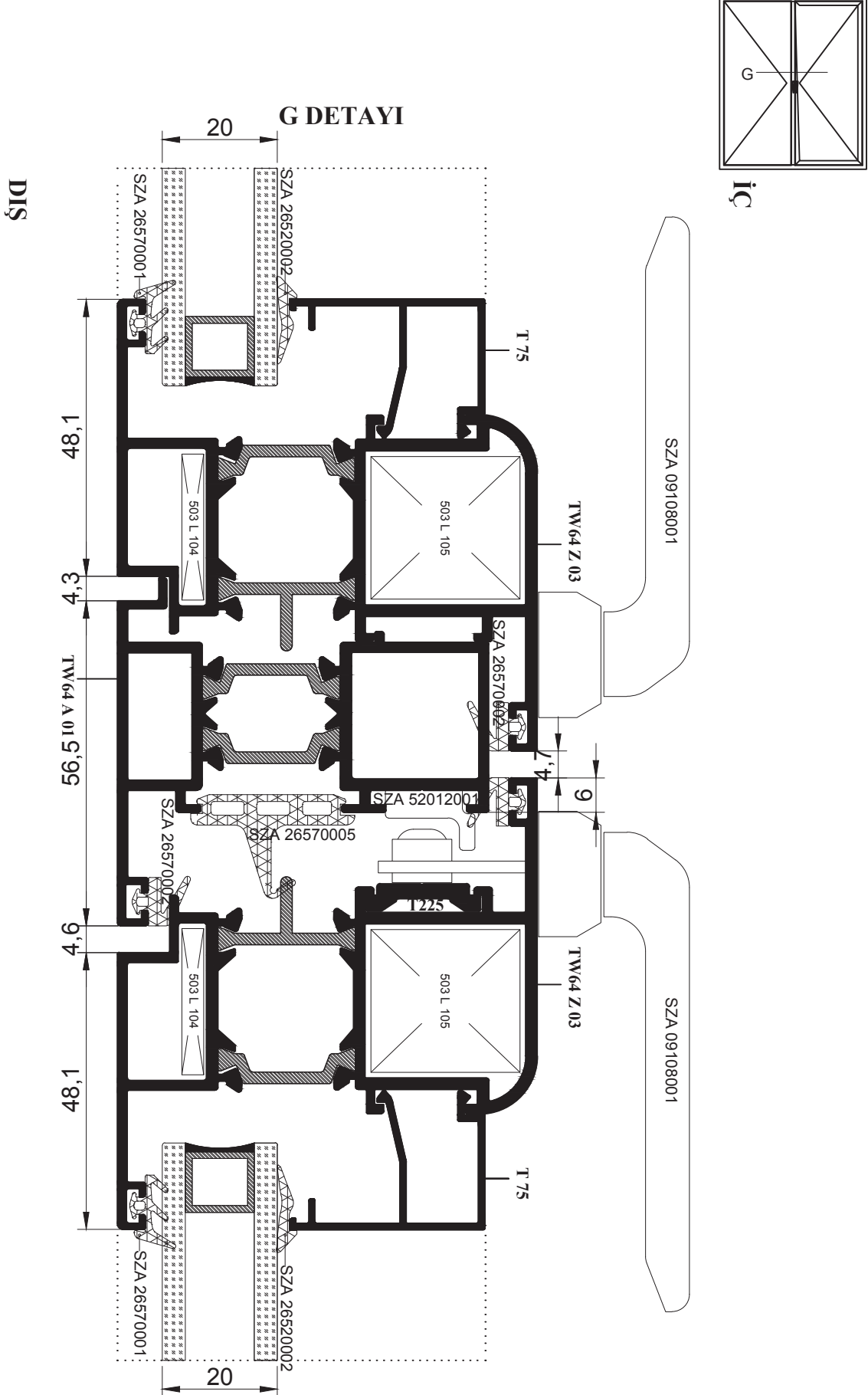
**SİSTEM MONTAJ DETAYLARI**



**F DETAYI**

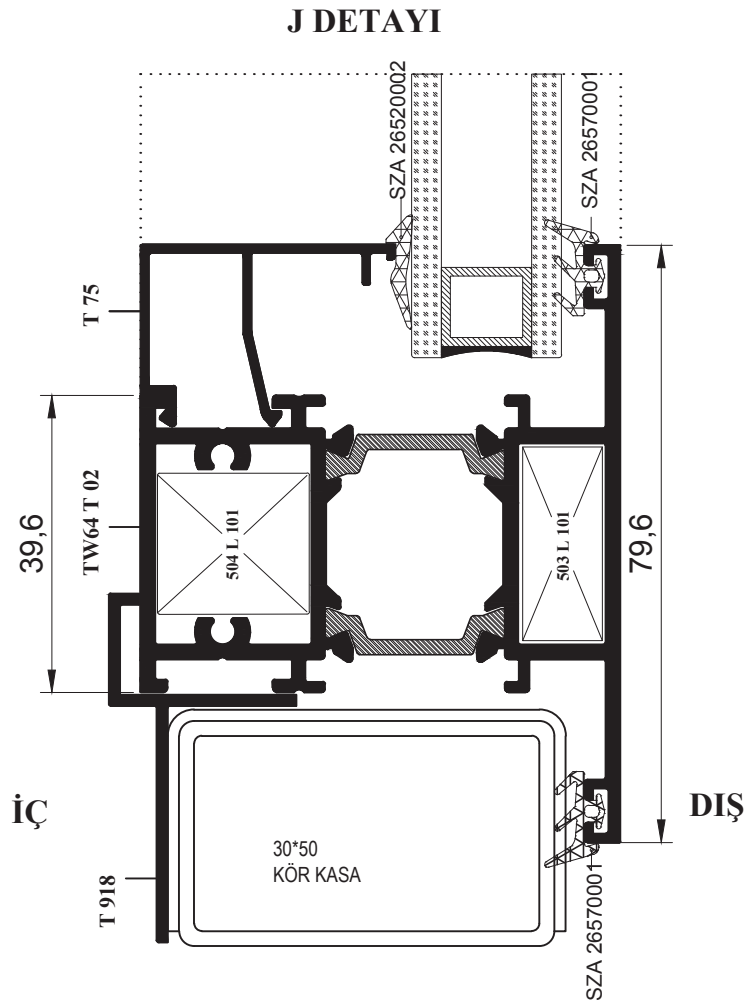
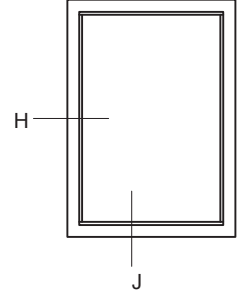
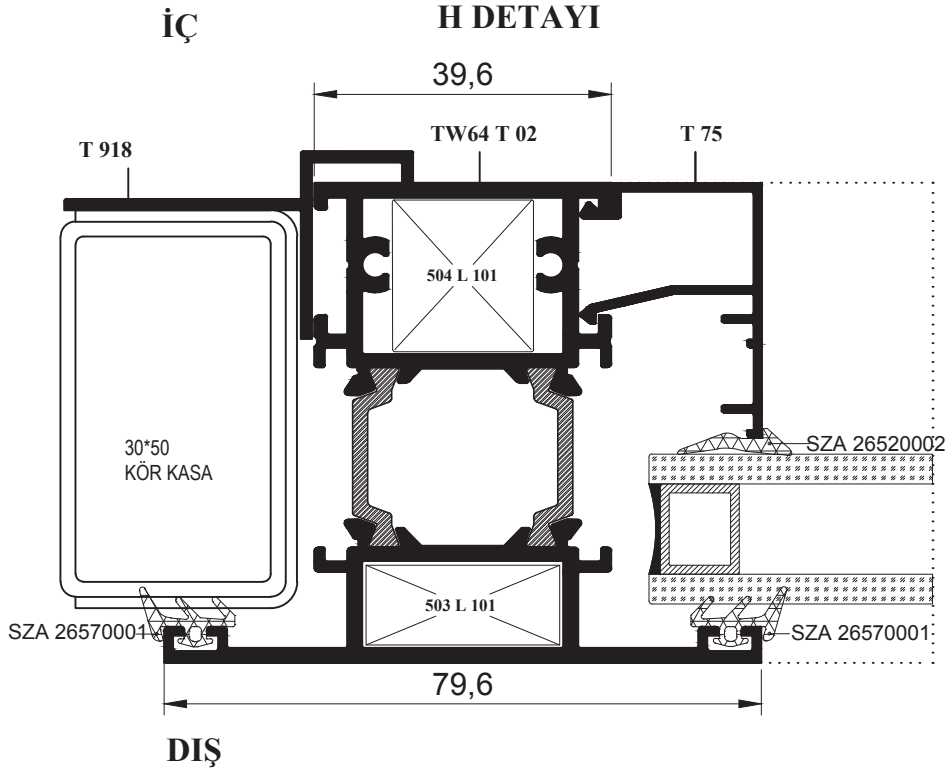


**SİSTEM MONTAJ DETAYLARI**

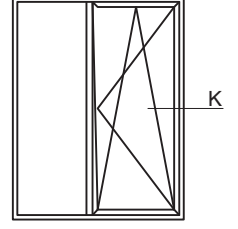




**SİSTEM MONTAJ DETAYLARI**

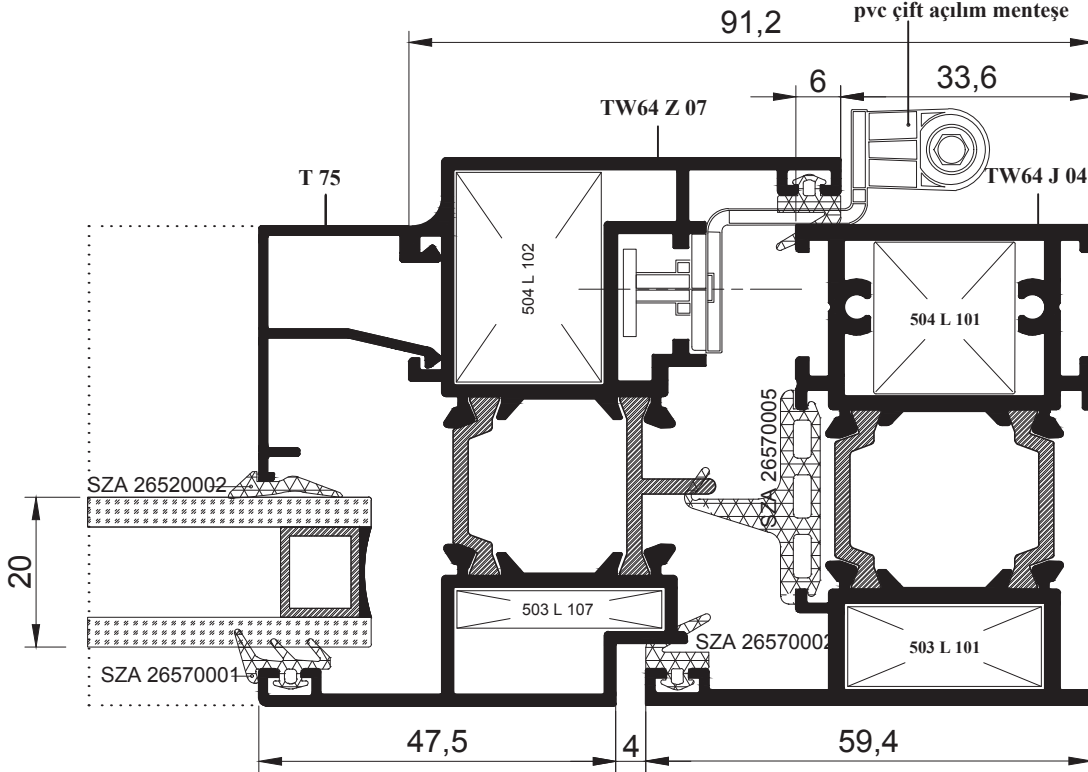


**SİSTEM MONTAJ DETAYLARI**



**K1 DETAYI**

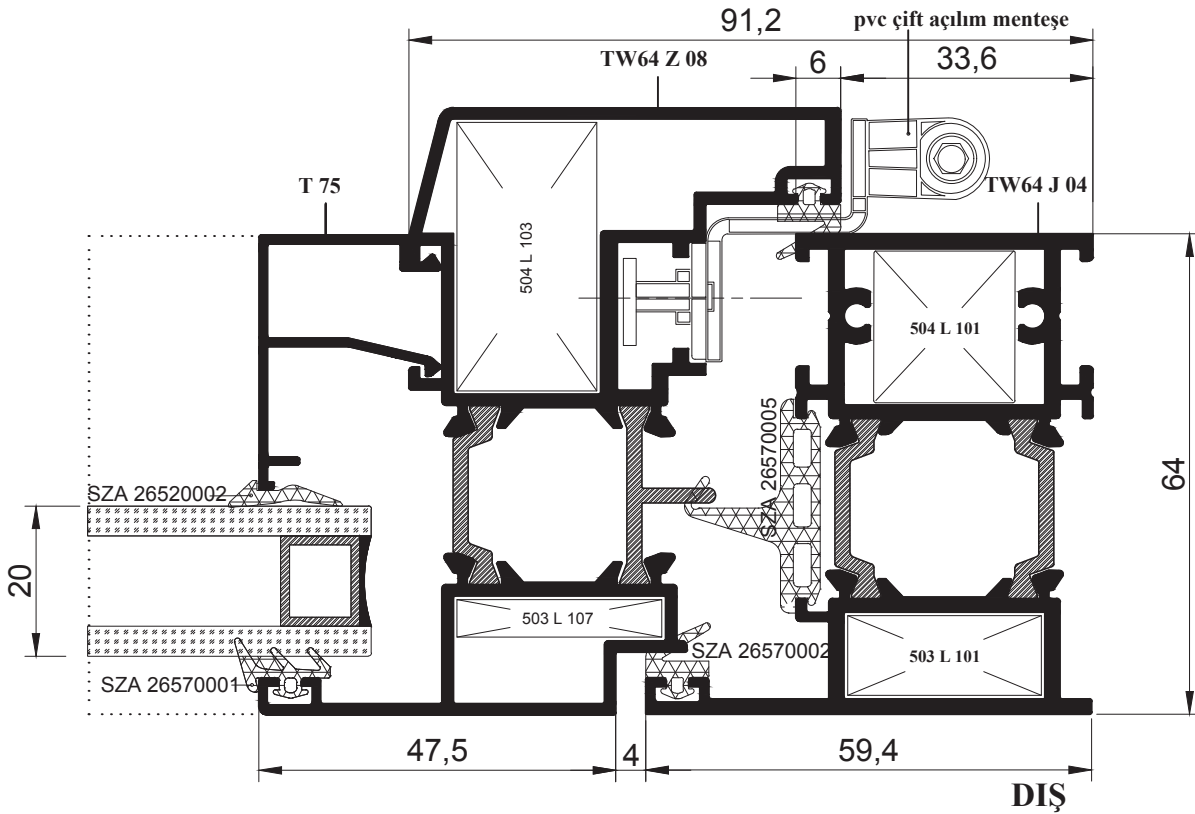
**İÇ**



**K2 DETAYI**

**DIŞ**

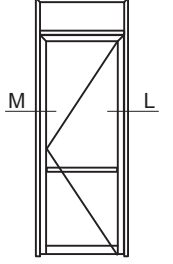
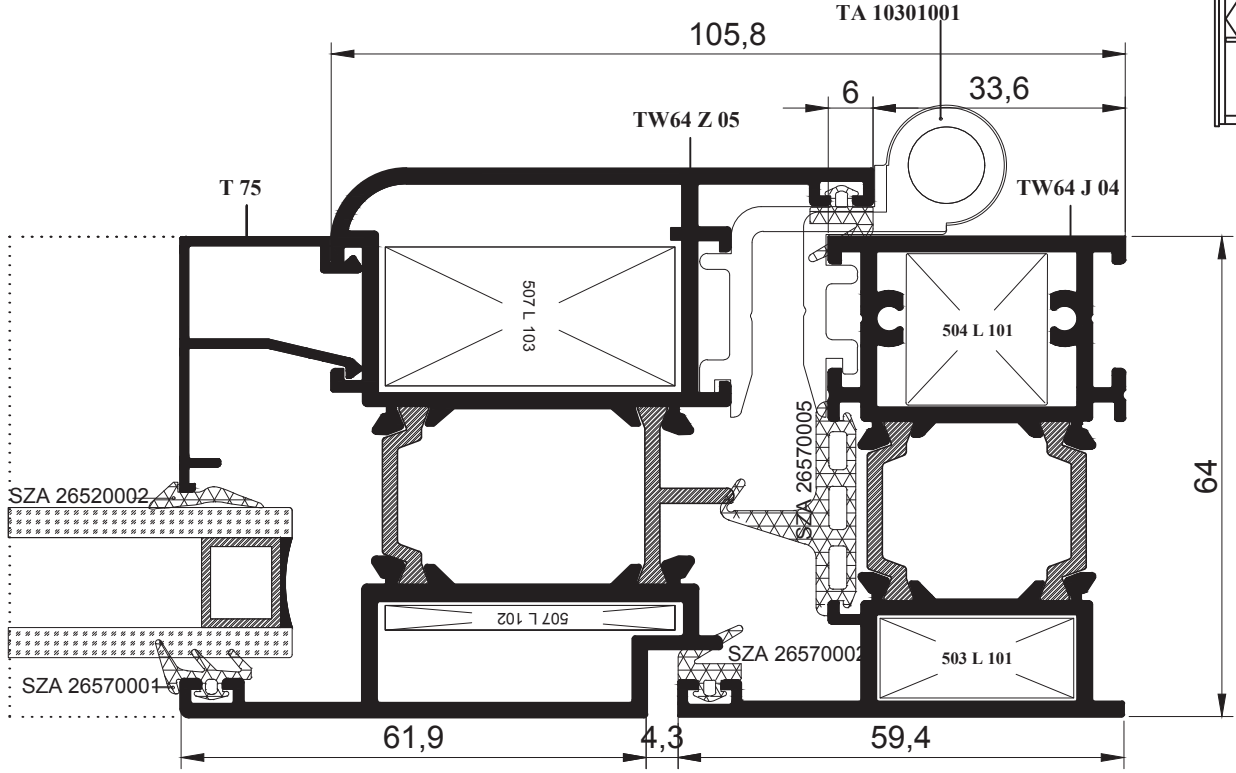
**İÇ**



**SİSTEM MONTAJ DETAYLARI**

**L DETAYI**

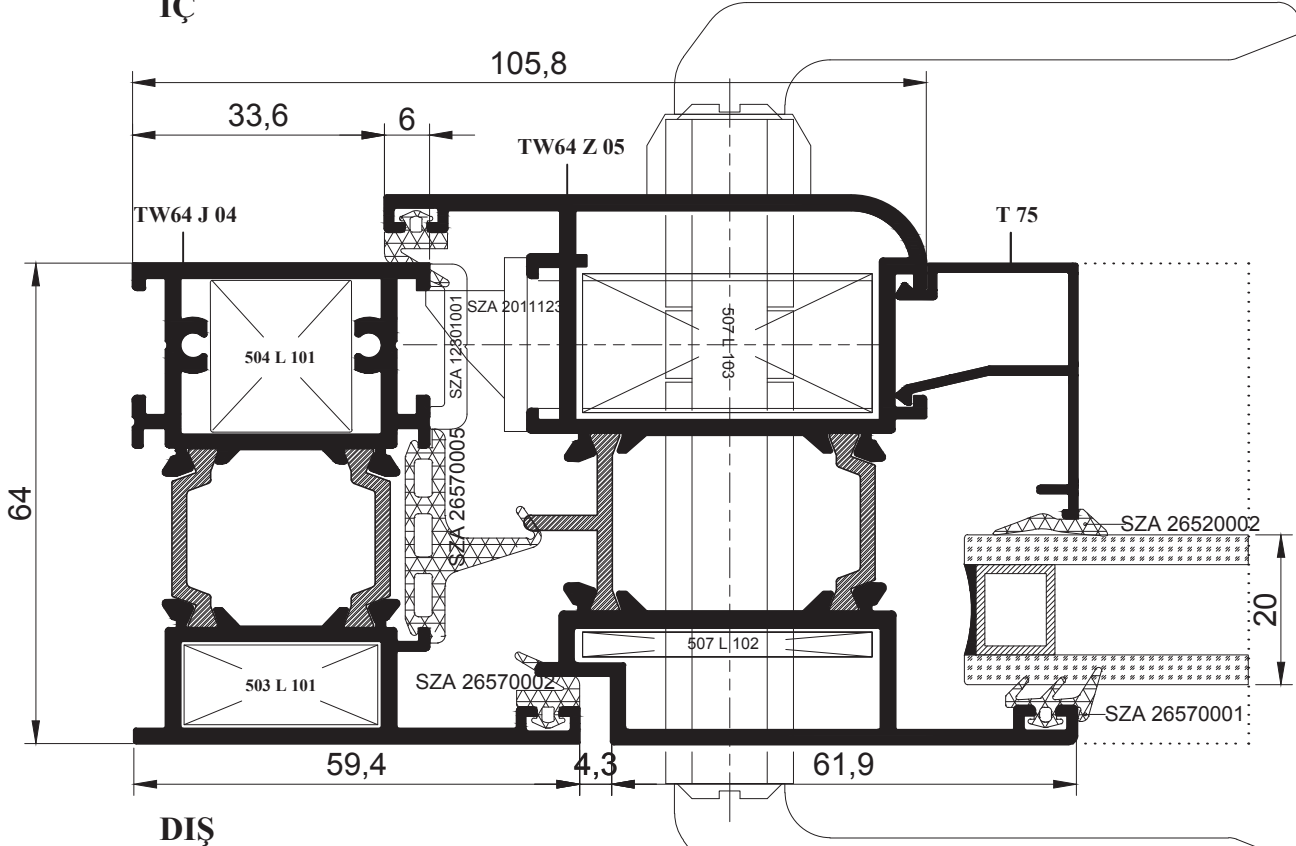
**İÇ**



**M DETAYI**

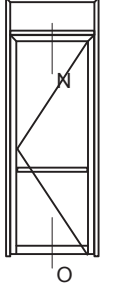
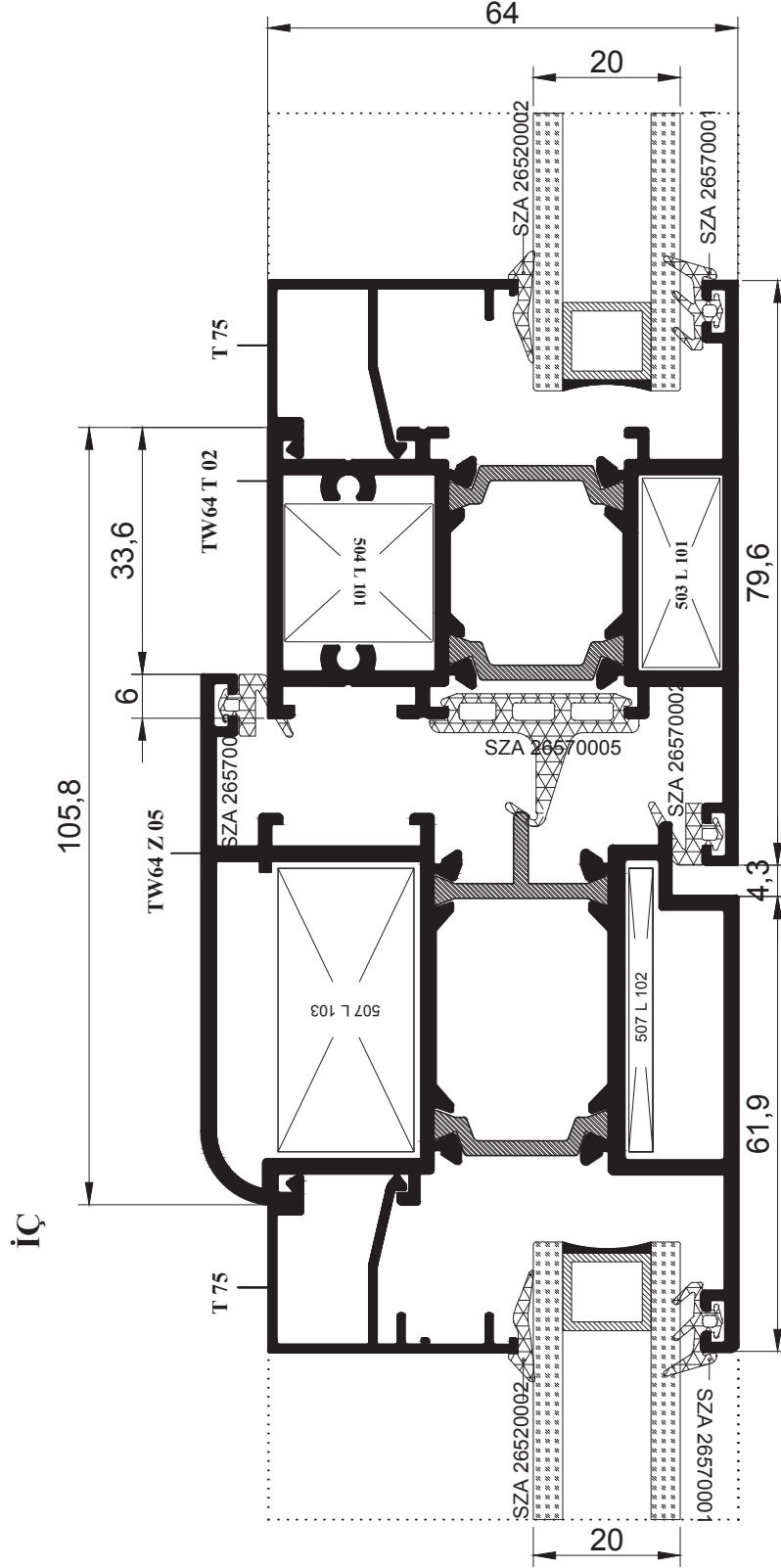
**DIŞ**

**İÇ**



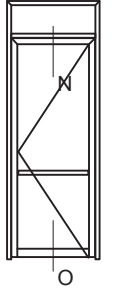
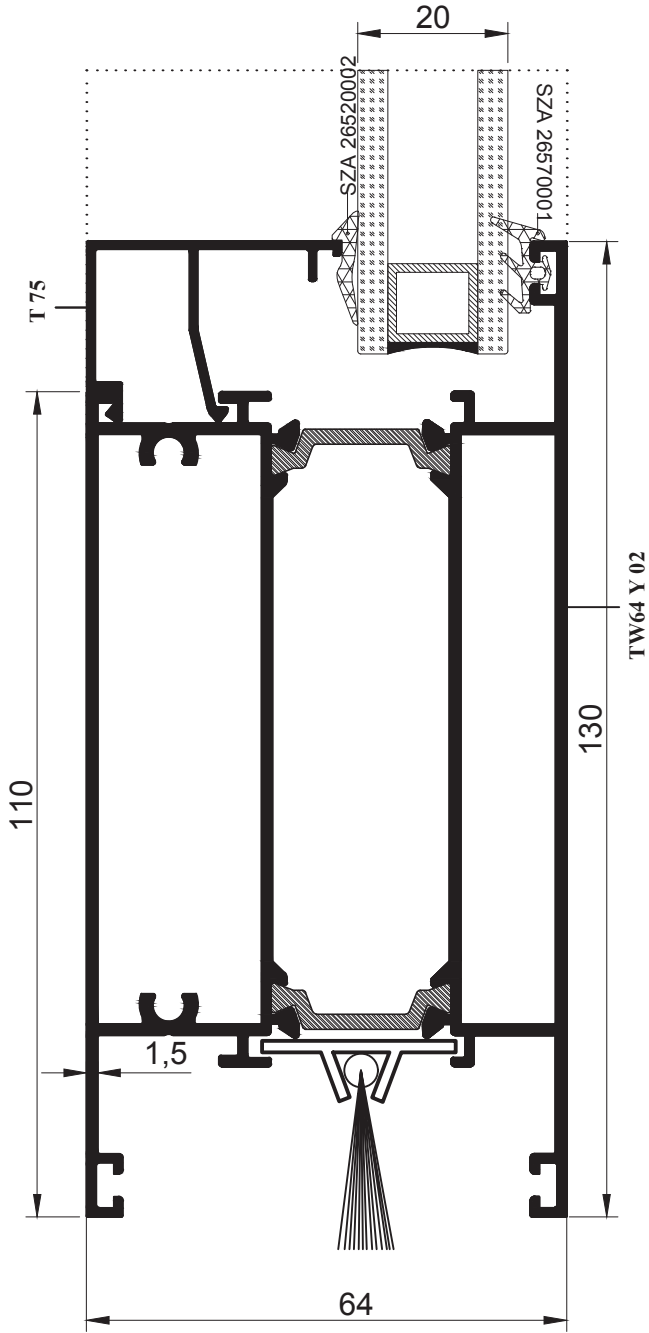
**SİSTEM MONTAJ DETAYLARI**

**N DETAYI**

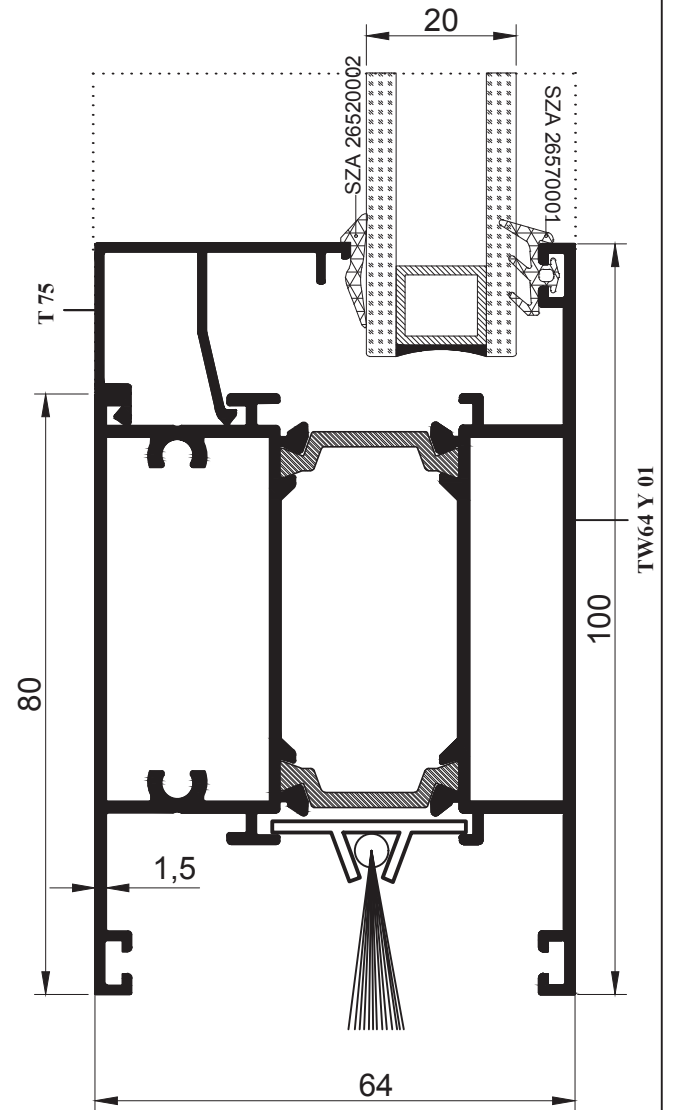


**SİSTEM MONTAJ DETAYLARI**

**O DETAYI**



**O' DETAYI**

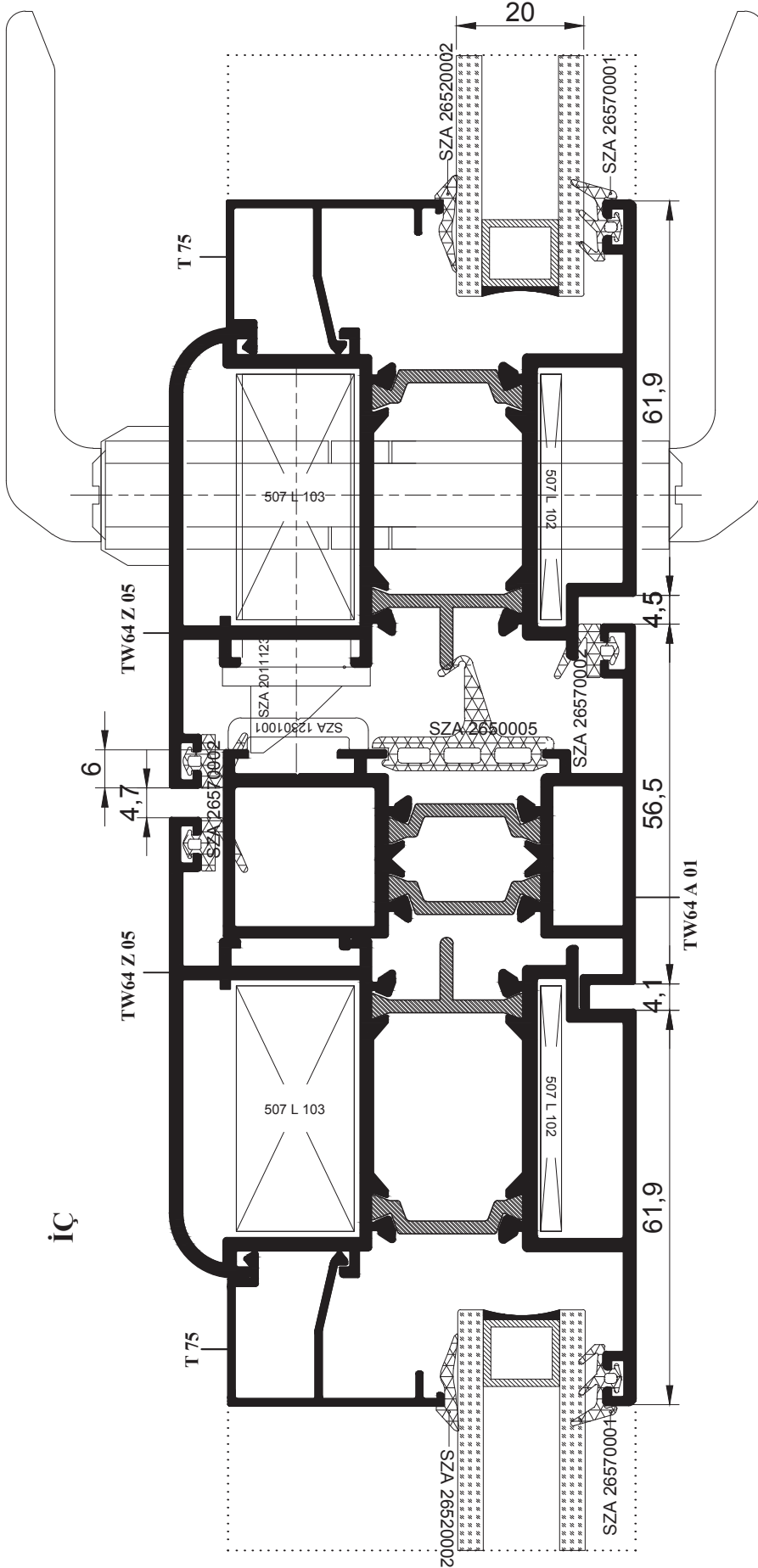


İÇE AÇILIM

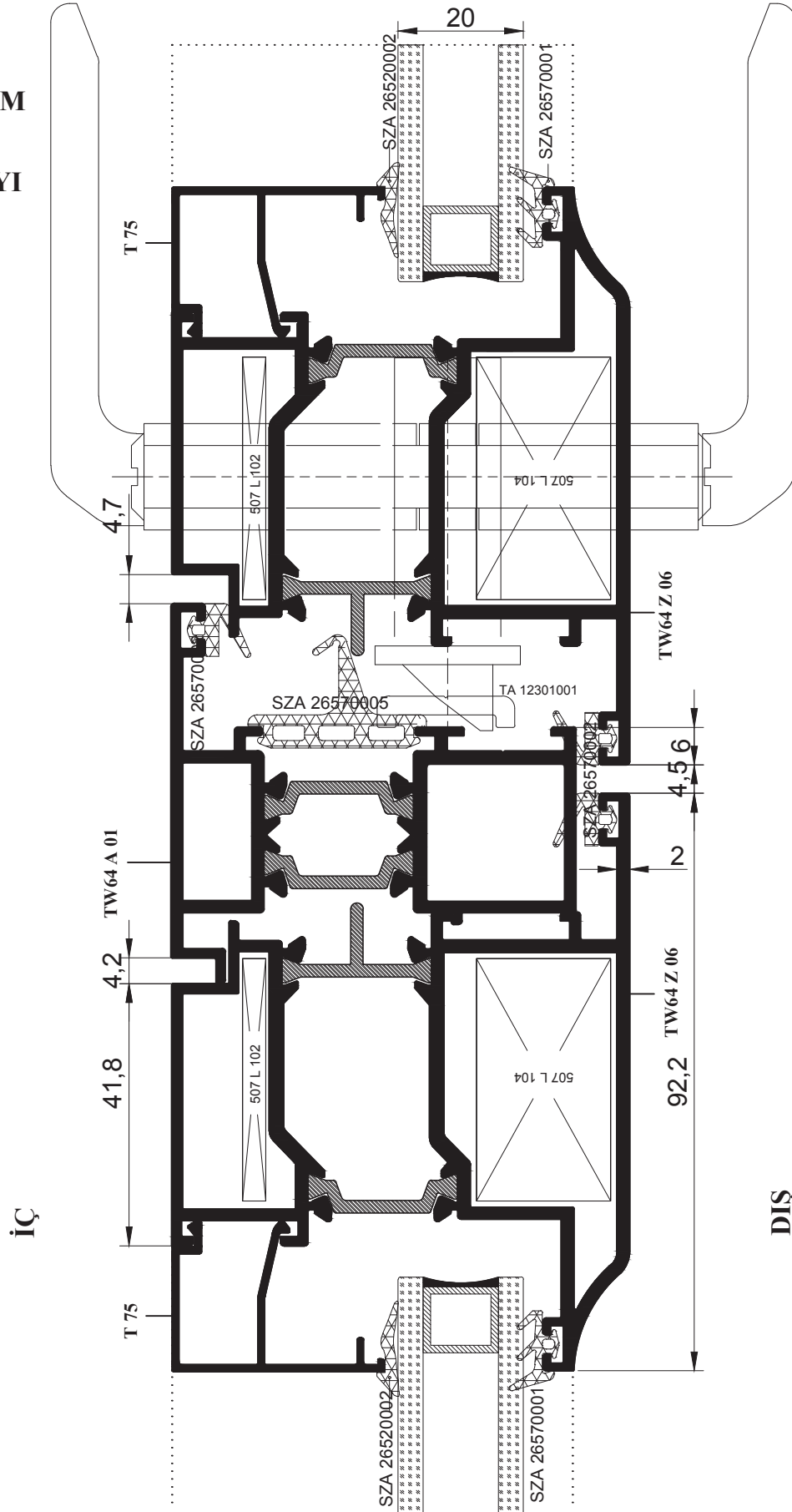
P DETAYI

İÇ

DIŞ



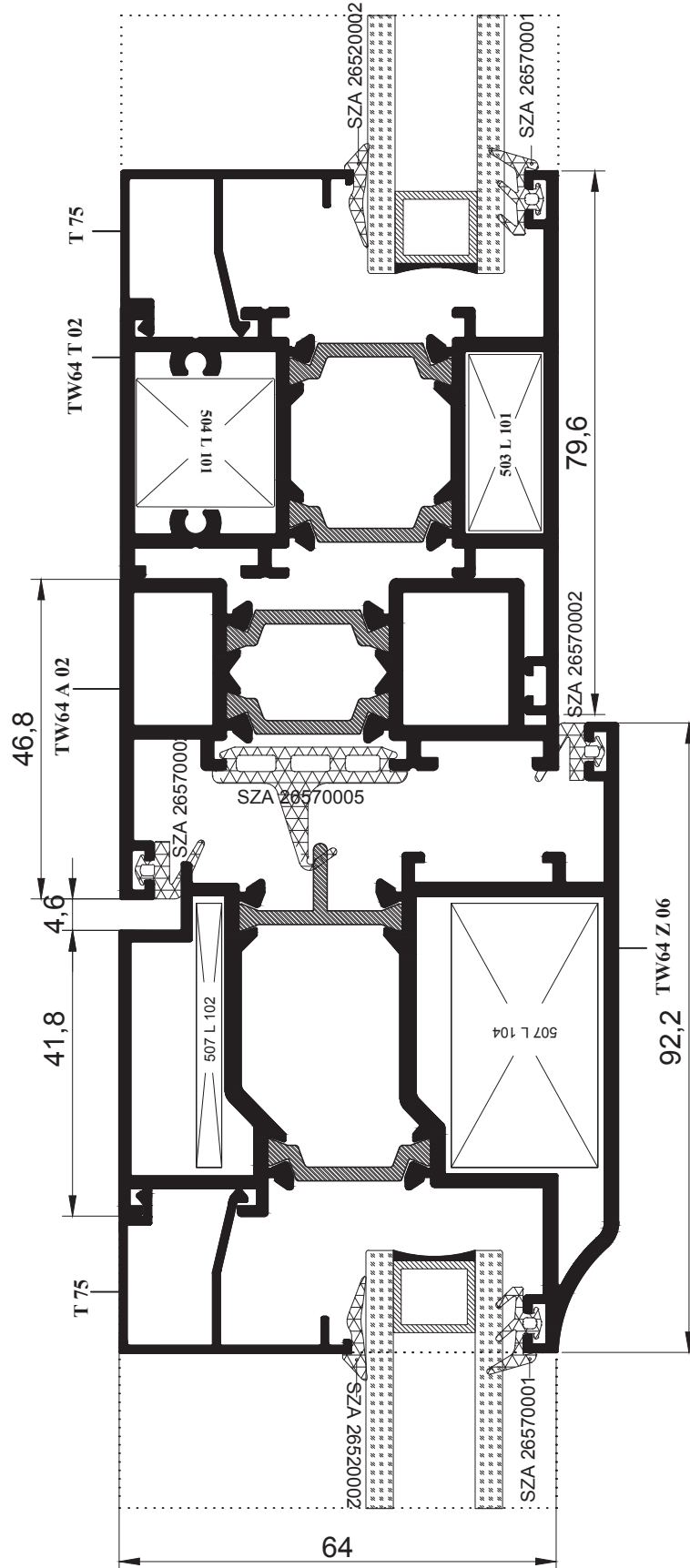
**DIŞA AÇILIM**  
**R DETAYI**



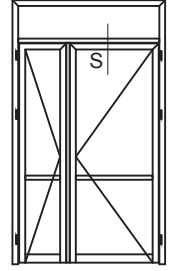
DIŞA AÇILIM

S DETAYI

İÇ



DIŞ

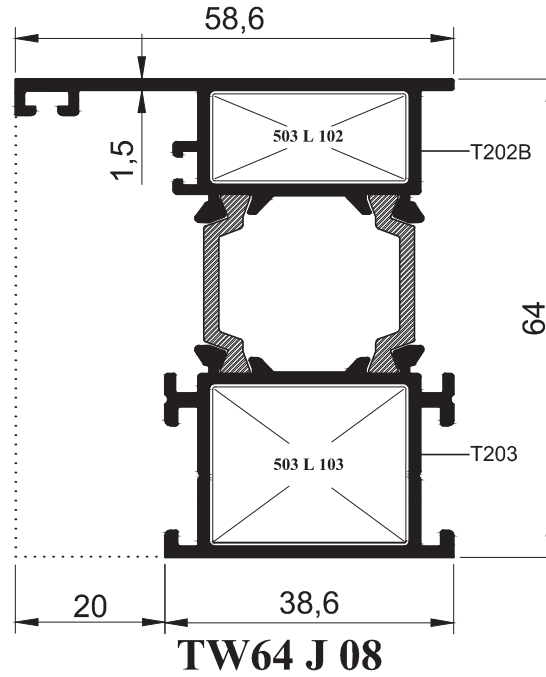
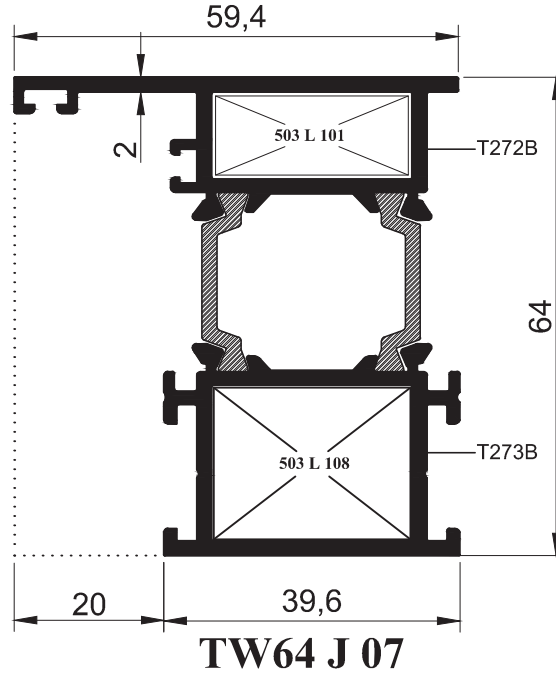




A series of horizontal dotted lines spanning the width of the page, providing a template for handwritten notes.

**KASA PROFİLLERİ**

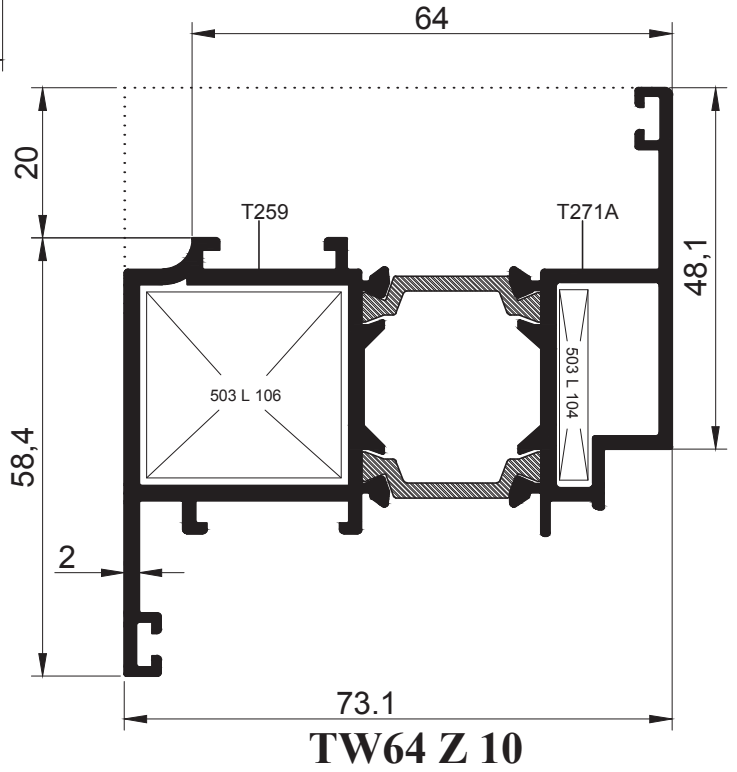
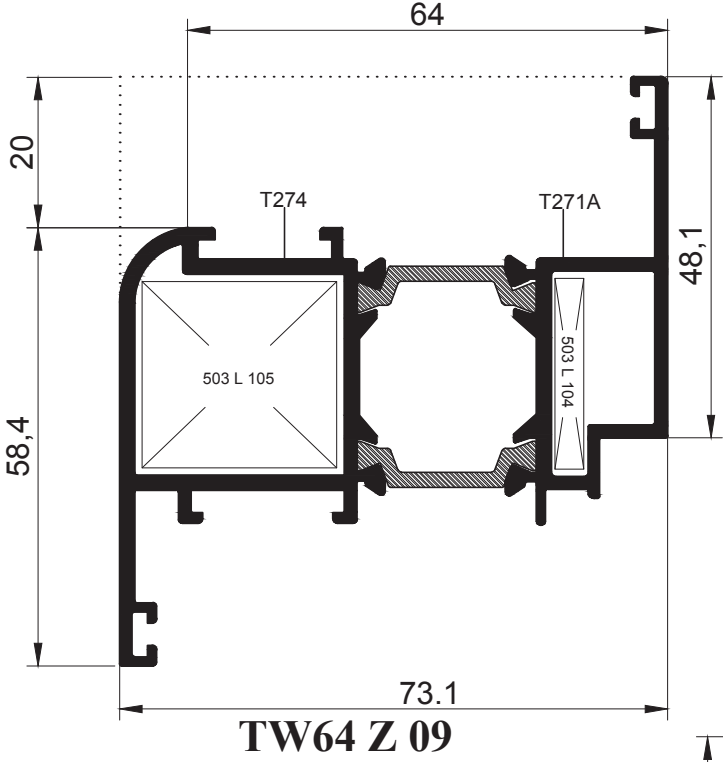
PR. KODU	AĞIRLIK (kg/mt)	Jxx (cm <sup>4</sup> )	Jyy (cm <sup>4</sup> )
TW64 J 07	1.830	23.54	15.08
TW64 J 08	1.350	24.67	16.35



PROFİL KODU	KÖŞE PR. KODU	KESİM ÖLÇ.,mm	AKS. KODU
TW64 J 07	L 503	11,3	503 L 101
	L 503	20,3	503 L 108
TW64 J 08	L 503	12,0	503 L 102
	L 503	21,3	503 L 103

**KANAT PROFİLLERİ**

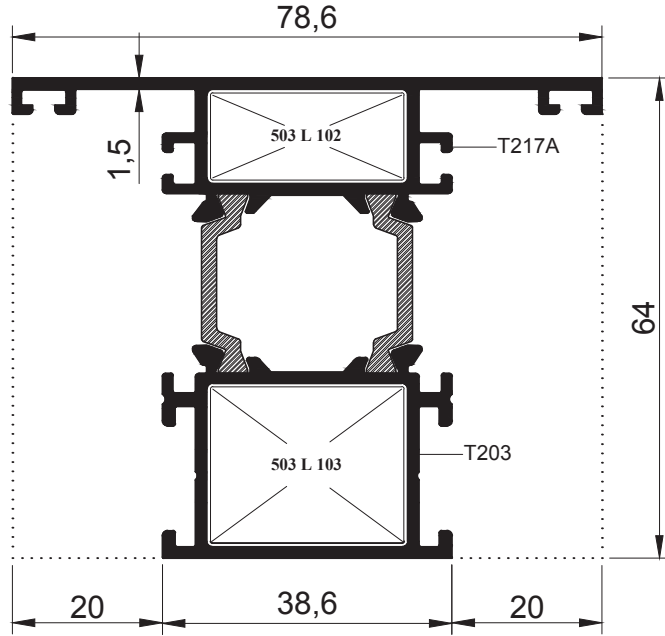
PR. KODU	AĞIRLIK (kg/mt)	Jxx (cm <sup>4</sup> )	Jyy (cm <sup>4</sup> )
TW64 Z 09	1.839	33.00	17.64
TW64 Z 10	1.742	34.40	17.68



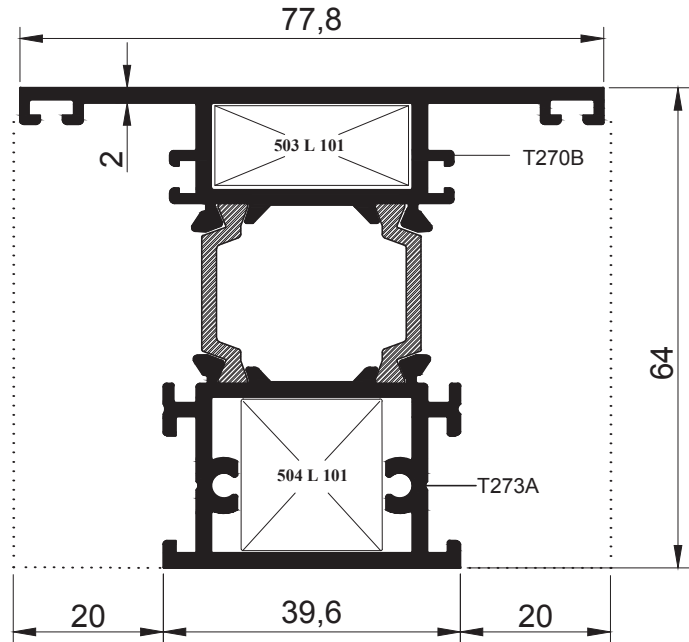
PROFİL KODU	KÖŞE PR. KODU	KESİM OLÇ. mm	AKS. KODU
TW64 Z 09	L 503	4,0	503 L 104
	L 503	26,0	503 L 105
TW64 Z 10	L 503	4,0	503 L 104
	L 503	27,0	503 L 106

**KAYIT PROFİLLERİ**

PR. KODU	AĞIRLIK (kg/mt)	Jxx (cm <sup>4</sup> )	Jyy (cm <sup>4</sup> )
TW64 T 06	1.550	24.67	16.35
TW64 T 07	1.950	27.08	16.91



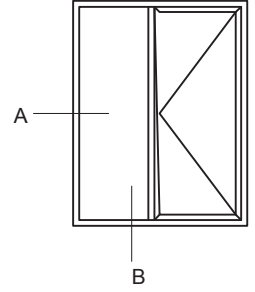
**TW64 T 06**



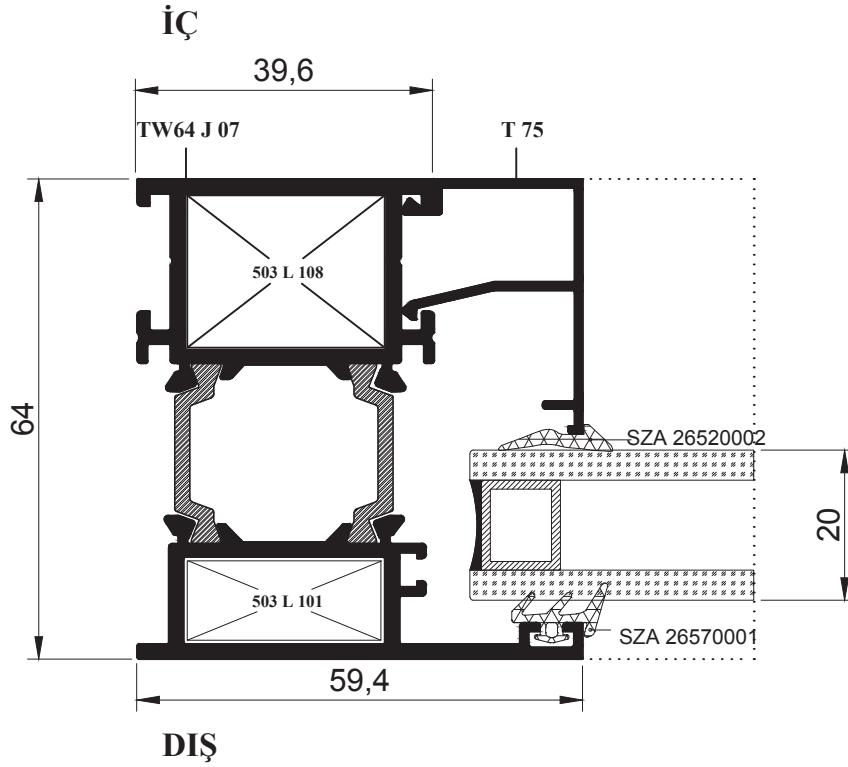
**TW64 T 07**

PROFİL KODU	KÖŞE PR. KODU	KESİM ÖLÇ. mm	AKS. KODU
TW64 T 06	L 503	12,0	503 L 102
	L 503	21,5	503 L 103
TW64 T 07	L 503	11,0	503 L 101
	L 504	20,3	504 L 101

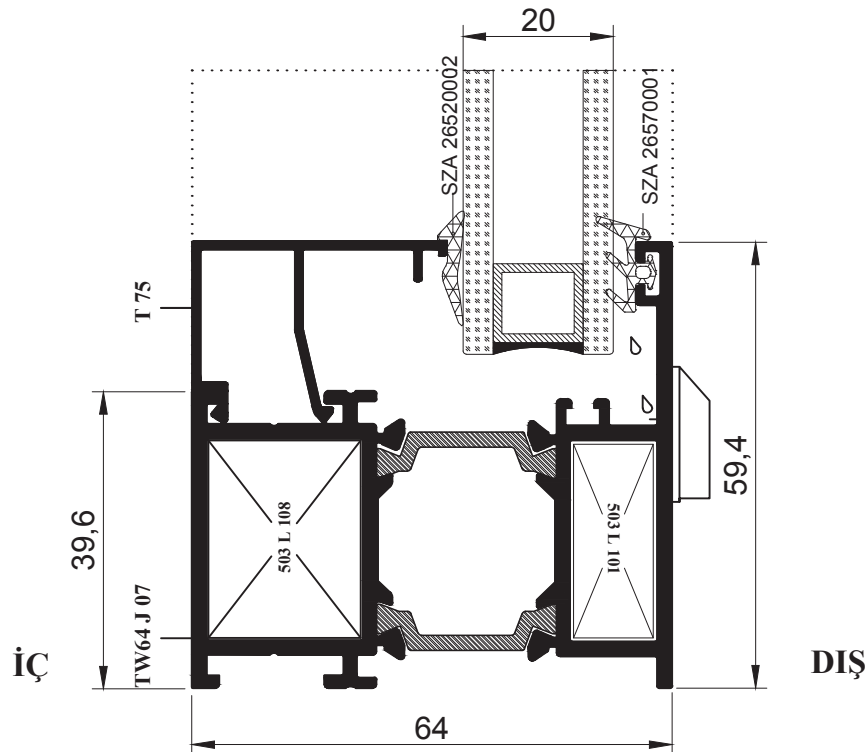
**SİSTEM MONTAJ DETAYLARI**



**A DETAYI**

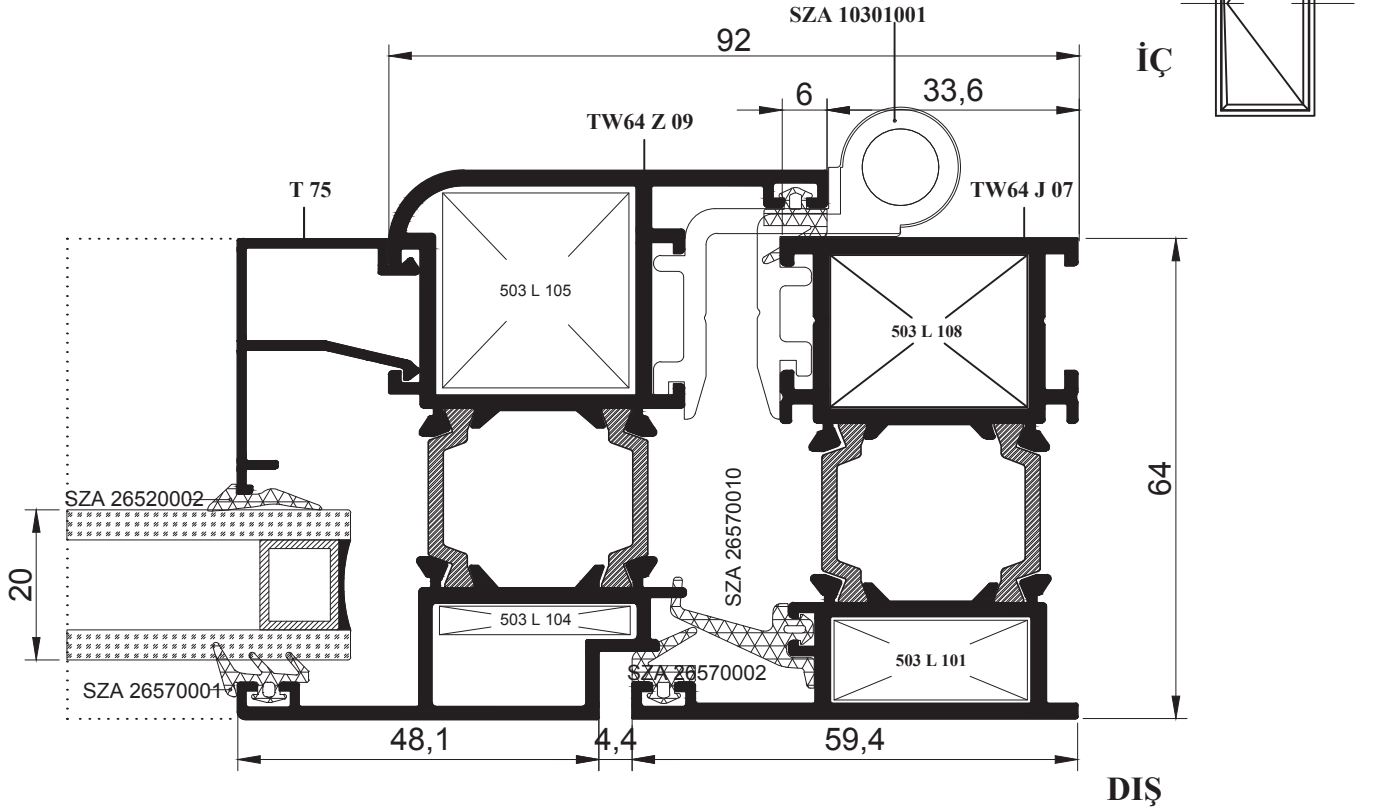


**B DETAYI**

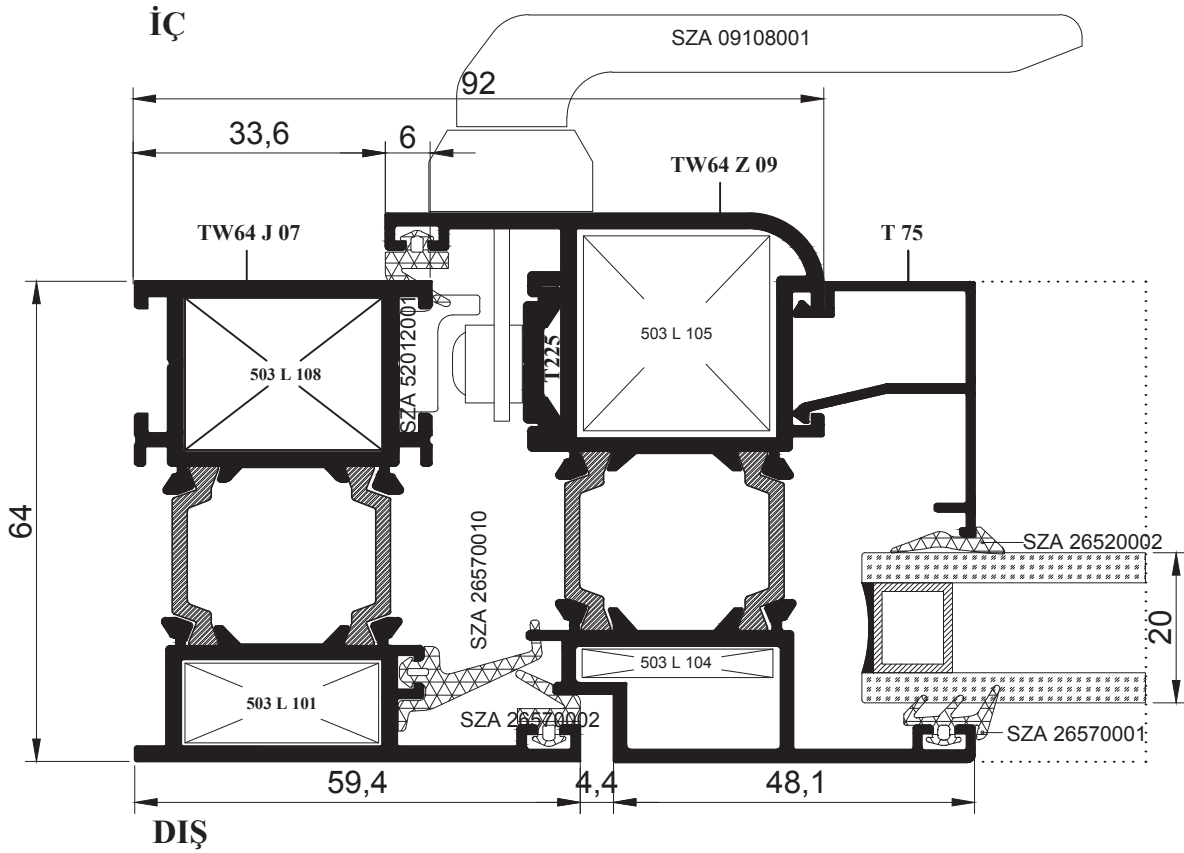


**SİSTEM MONTAJ DETAYLARI**

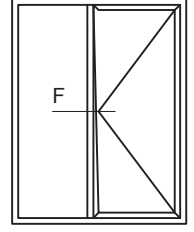
**C DETAYI**



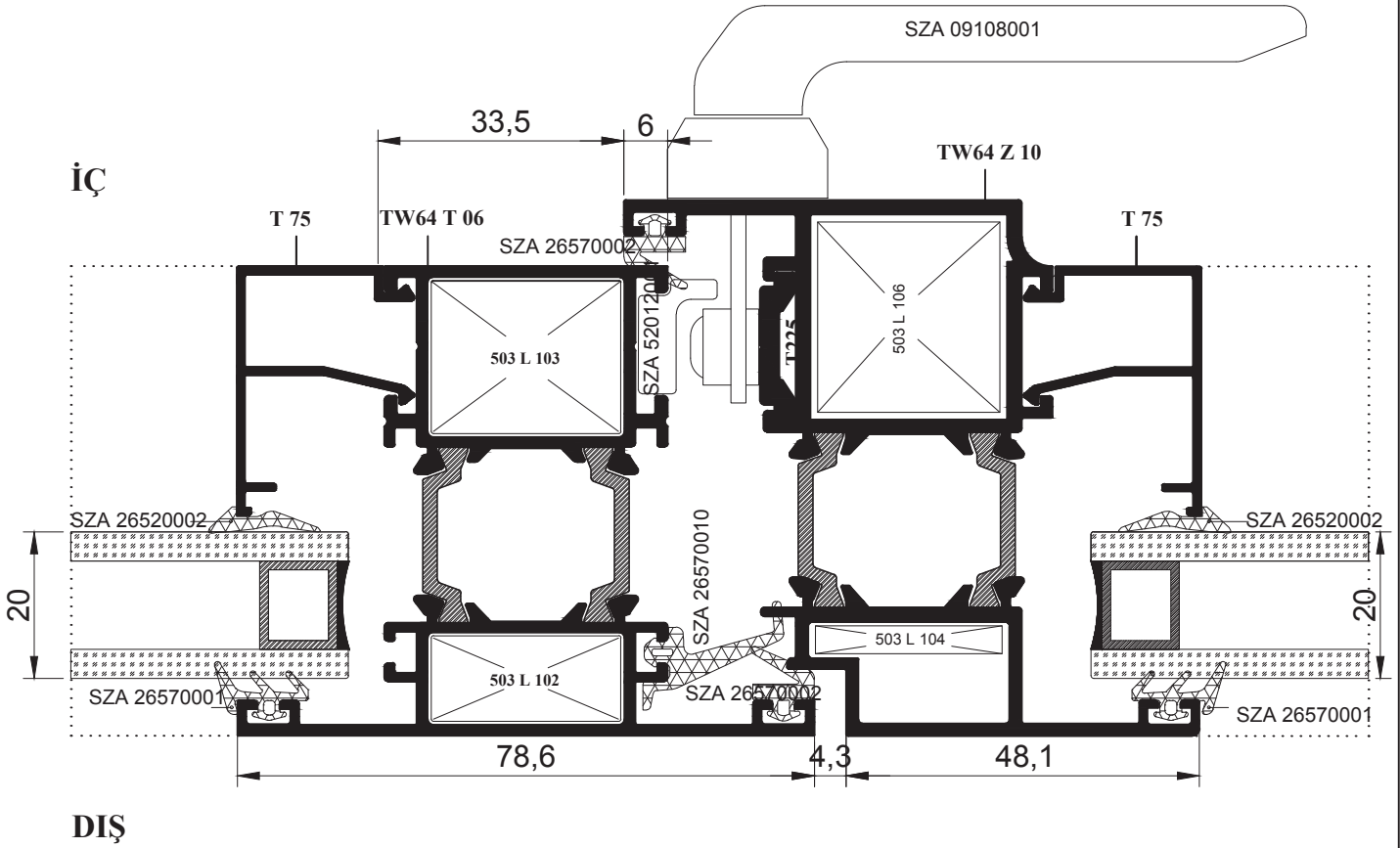
**D DETAYI**



**SİSTEM MONTAJ DETAYLARI**



**F DETAYI**



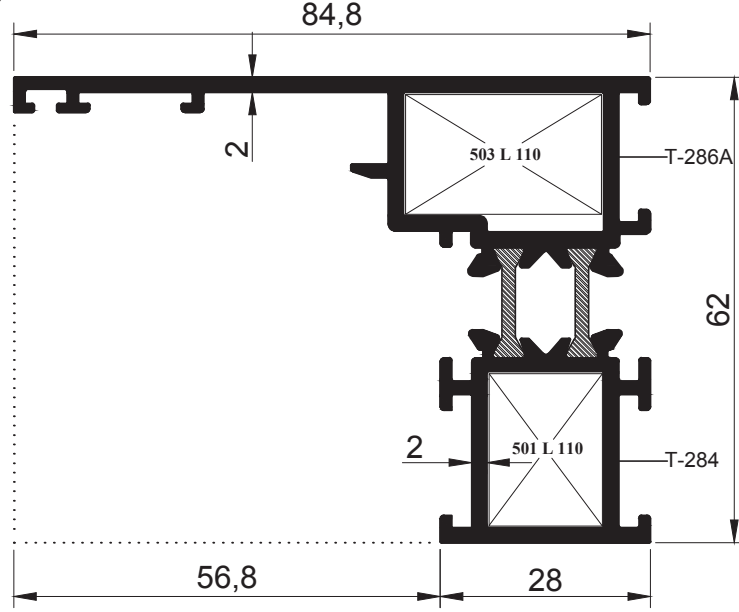
A series of horizontal dotted lines for writing notes, spaced evenly across the page.



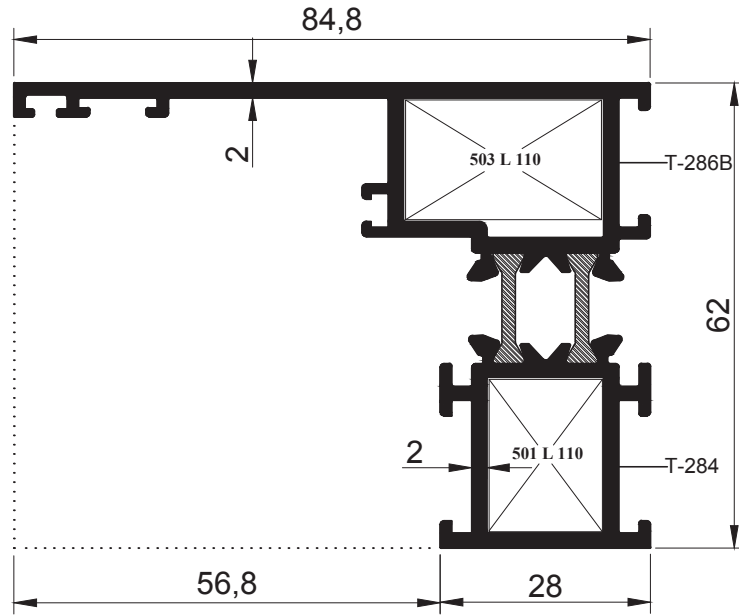


**KASA PROFİLLERİ**

PR. KODU	AĞIRLIK (kg/mt)	Jxx (cm4)	Jyy (cm4)
TW72 J 01	1,815		
TW72 J 02	1,810		



**TW62 J 01**

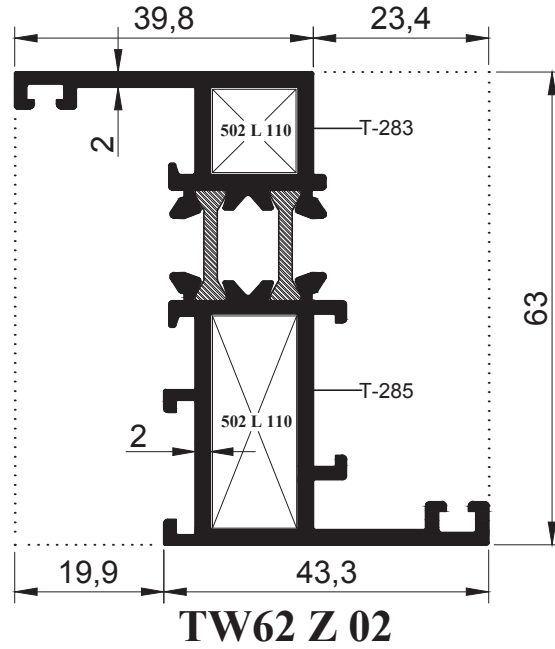
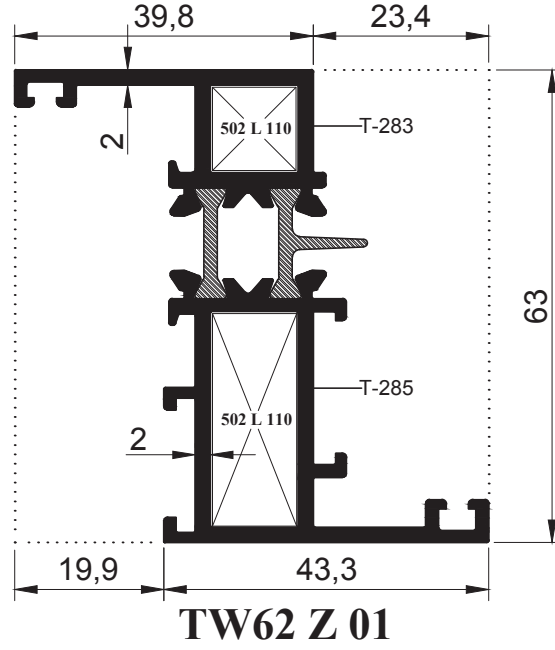


**TW62 J 02**

PROFİL KODU	KÖŞE PR. KODU	KESİM ÖLÇ. mm	AKS. KODU
TW62 J 01	L 503	16,3	503 L 110
	L 501	20,5	501 L 110
TW62 J 02	L 503	16,3	503 L 110
	L 501	20,5	501 L 110

**KANAT PROFİLLERİ**

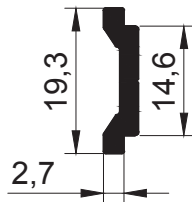
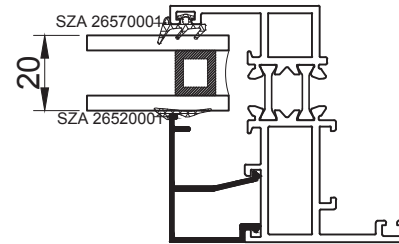
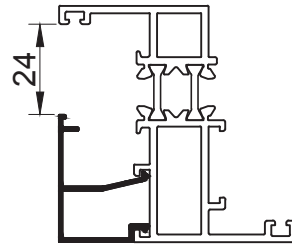
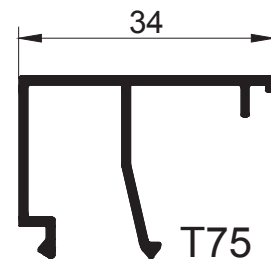
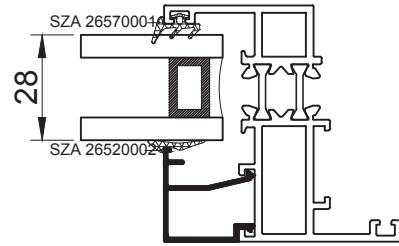
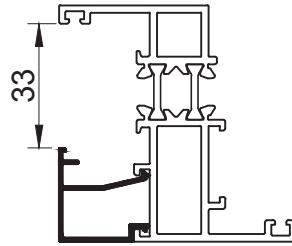
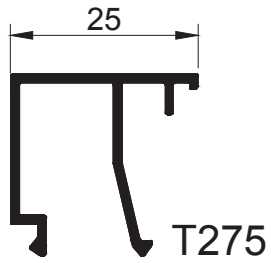
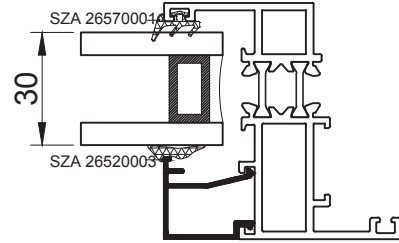
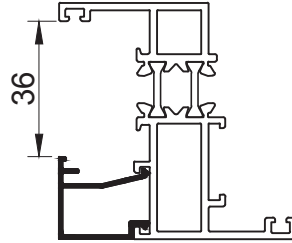
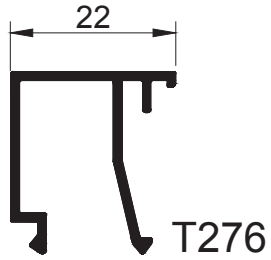
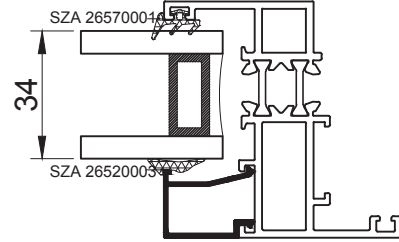
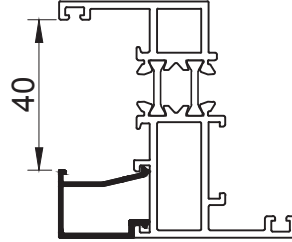
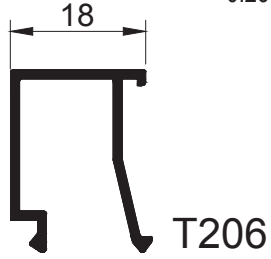
PR. KODU	AĞIRLIK (kg/mt)	Jxx (cm <sup>4</sup> )	Jyy (cm <sup>4</sup> )
TW72 Z 01	1,500		
TW72 Z 02	1,490		



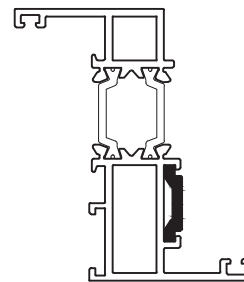
PROFİL KODU	KÖŞE PR. KODU	KESİM ÖLÇ. mm	AKS. KODU
TW62 Z 01	L 502	11,5	502 L 110
	L 502	28,5	502 L 111
TW62 Z 02	L 502	11,5	502 L 110
	L 502	28,5	502 L 111

**CAM ÇITA PROFİLLERİ**

PR. KODU	AĞIRLIK (kg/mt)	PR. KODU	AĞIRLIK (kg/mt)
T206	0,232	T75	0,300
T276	0,260	T-225	0,164
T-275	0,268		



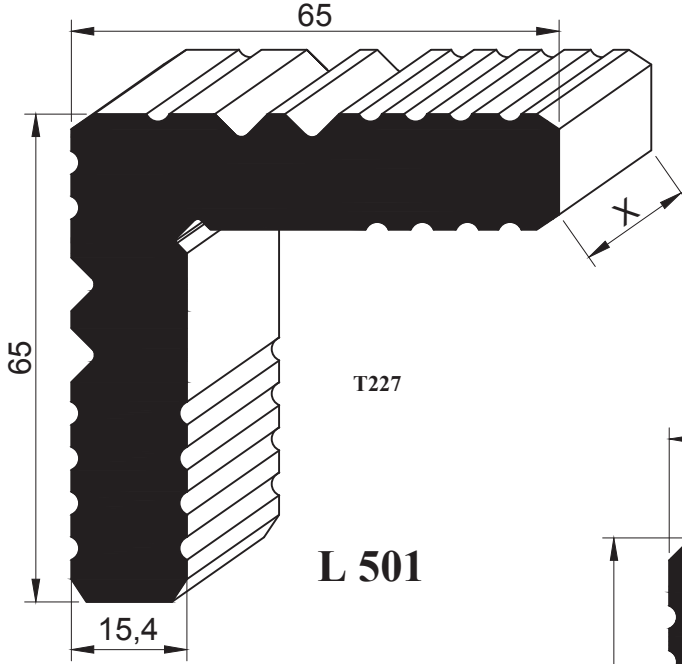
**T-225**



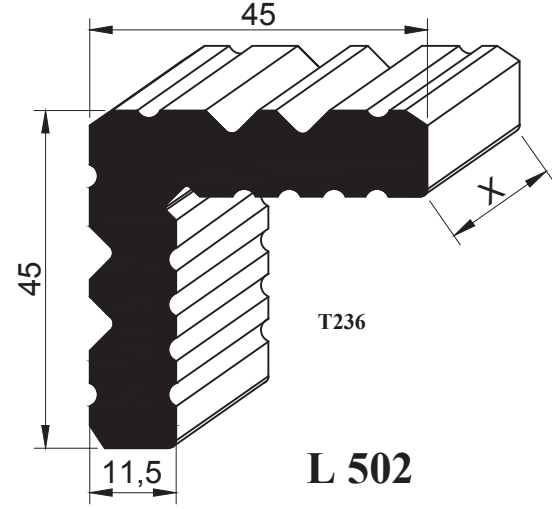
**BAĞLANTI PROFİLLERİ**

PR. KODU AĞIRLIK (kg/mt)

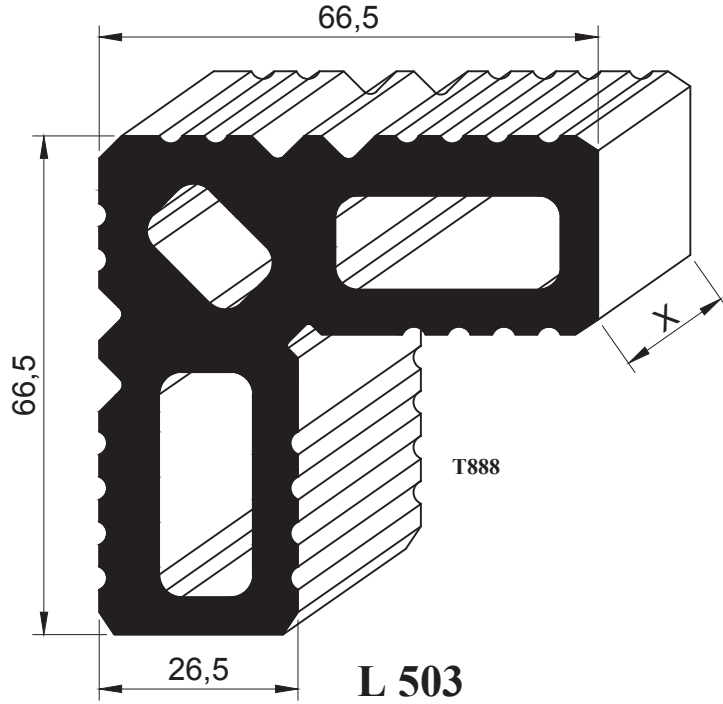
L 501 4.509  
L 502 2.214  
L 503 4.921





**L 501**




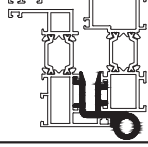

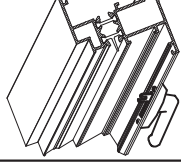

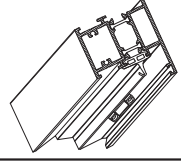

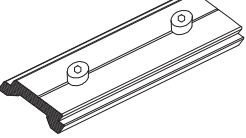
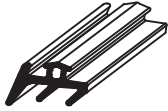
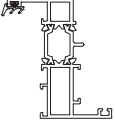

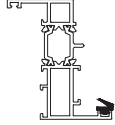

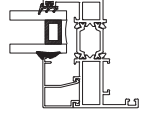

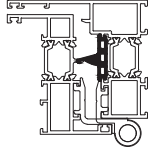
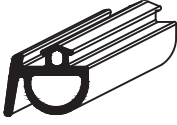
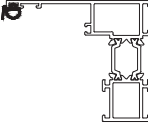

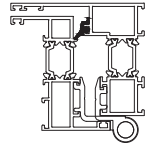
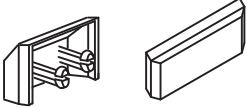
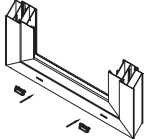
**L 502**



**L 503**

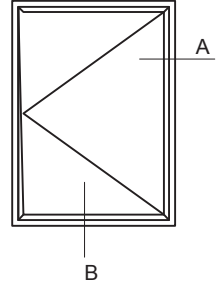
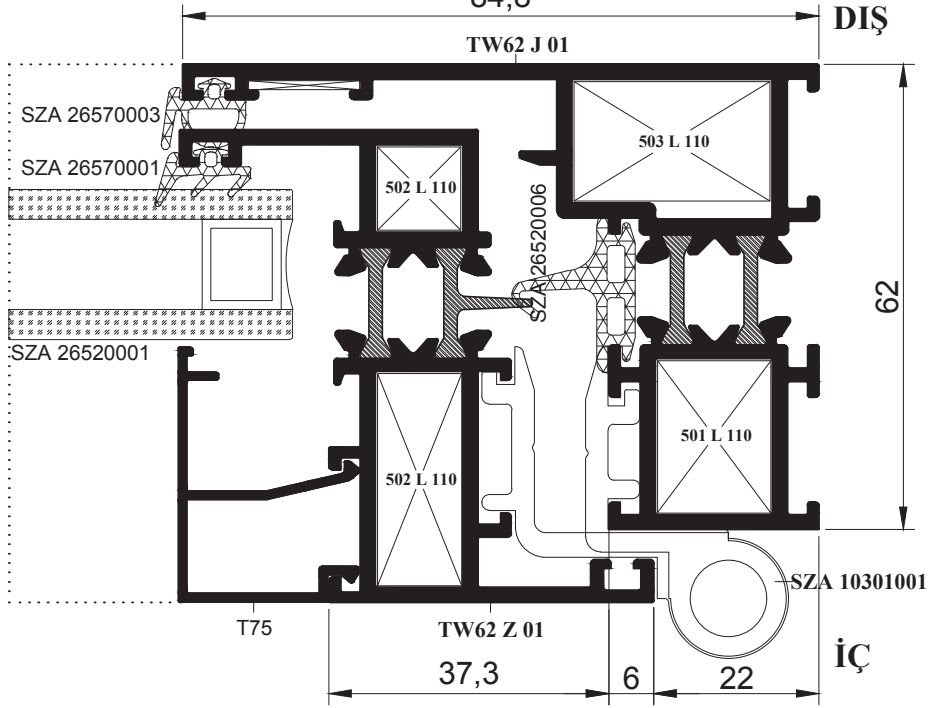
PROFİL KODU	 KÖŞE PR. KODU	KESİM ÖLÇ. mm	 AKS. KODU
<b>TW72 J 01</b>	L 503	16,3	<b>501 L 110</b>
	L 501	20,5	<b>501 L 110</b>
<b>TW72 J 02</b>	L 503	16,3	<b>501 L 110</b>
	L 501	20,5	<b>501 L 110</b>
<b>TW72 Z 01</b>	L 502	11,5	<b>502 L 110</b>
	L 502	28,5	<b>502 L 111</b>
<b>TW72 Z 02</b>	L 502	11,5	<b>502 L 110</b>
	L 502	28,5	<b>502 L 111</b>

**SİSTEM AKSESUARLARI**

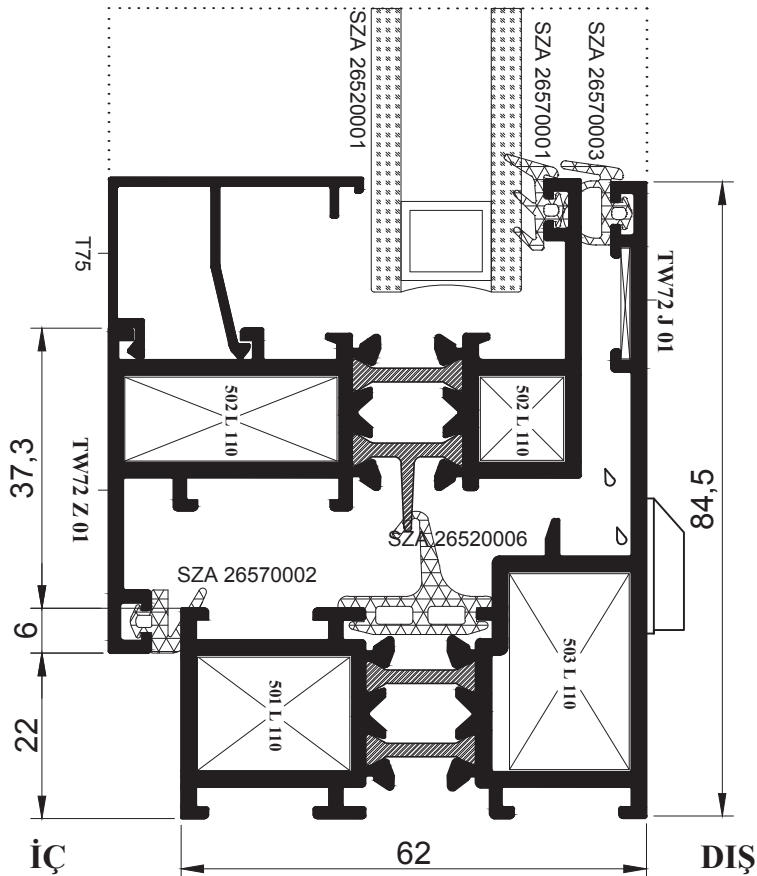
ÇİZİM	KOD	KULANIM YERİ
	<b>SZ Isı menteşe</b> ..... SZA 10301001	
	<b>Eksenel kol</b> ..... SZA 09108001	
	<b>Ayarlı karşılık</b> ..... SZA 52012001	
	<b>Tij pimi</b> ..... SZA 16007010	
	<b>TC-N1 Dış Cam fitili</b> ..... SZA 26570001	
	<b>TC-N2 Kanat fitili</b> ..... SZA 26570002	
	<b>İç Cam fitili</b> ..... SZA 26520001- 1 mm SZA 26520002- 2 mm SZA 26520003- 3 mm SZA 26520004- 4 mm SZA 26520005- 5 mm SZA 26520006- 6 mm	
	<b>TC-N6 Tozluk fitili</b> ..... SZA 26570006	
	<b>TC-N3 Kasa fitili</b> ..... SZA 26570003	
	<b>TC-N11 Tozluk fitili</b> ..... SZA 26570011	
	<b>Tahliye Kapağı</b> ..... SZA 16009001	

**SİSTEM MONTAJ DETAYLARI**

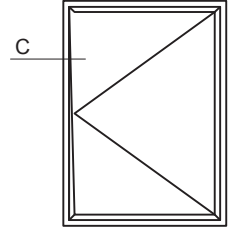
**A - DETAYI**  
84,8



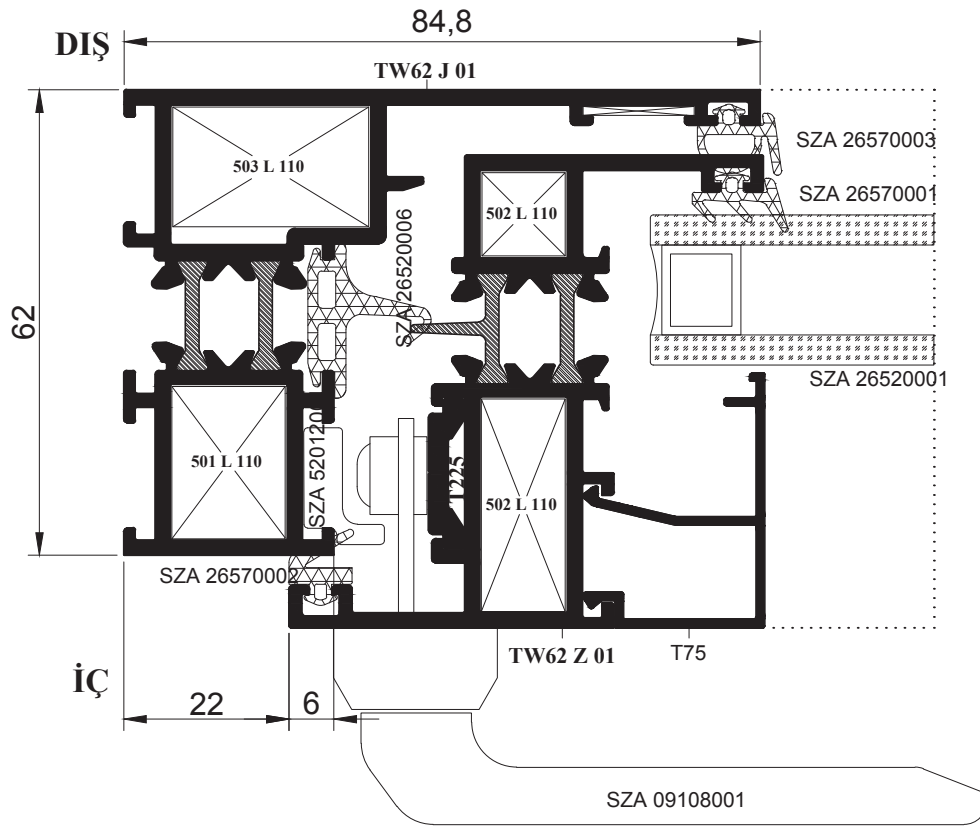
**B - DETAYI**



**SİSTEM MONTAJ DETAYLARI**



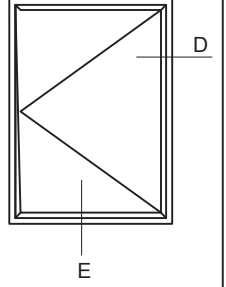
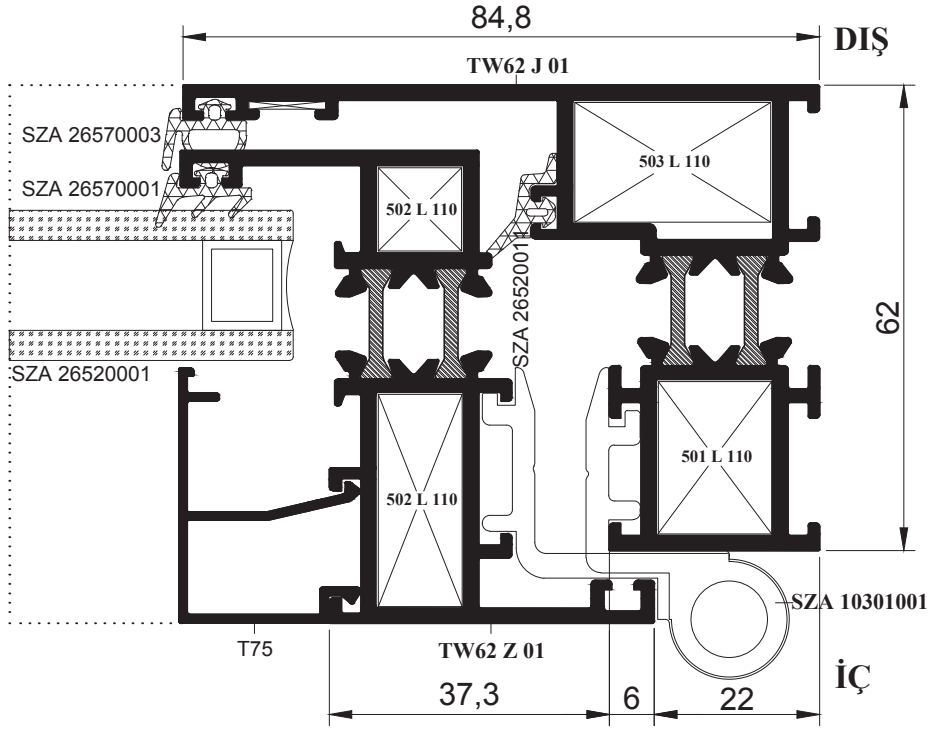
**C - DETAYI**



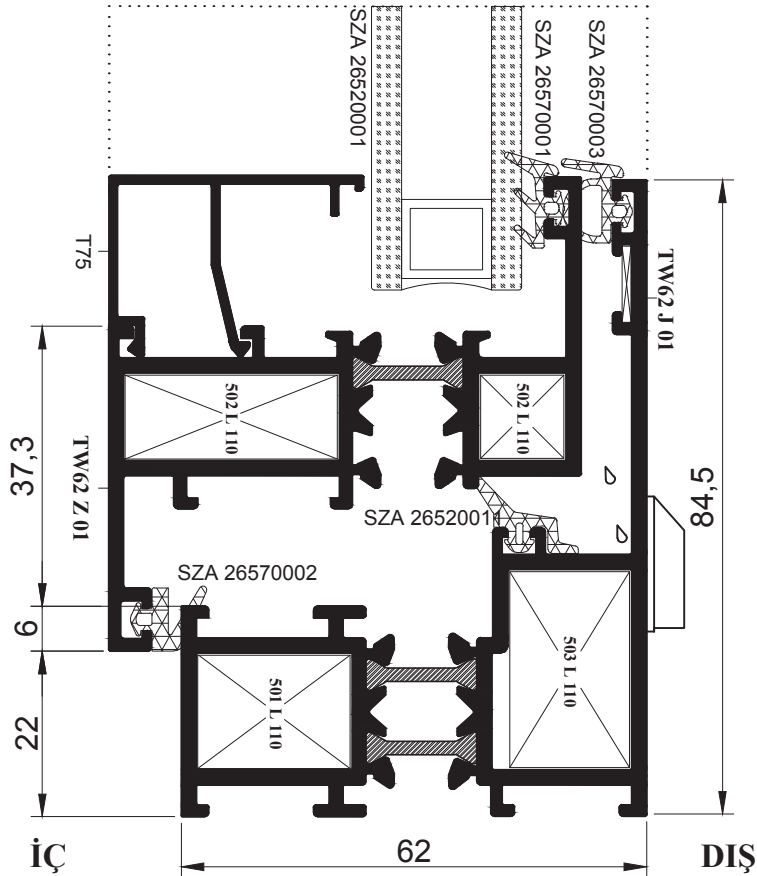


**SİSTEM MONTAJ DETAYLARI**

**D - DETAYI**



**E - DETAYI**

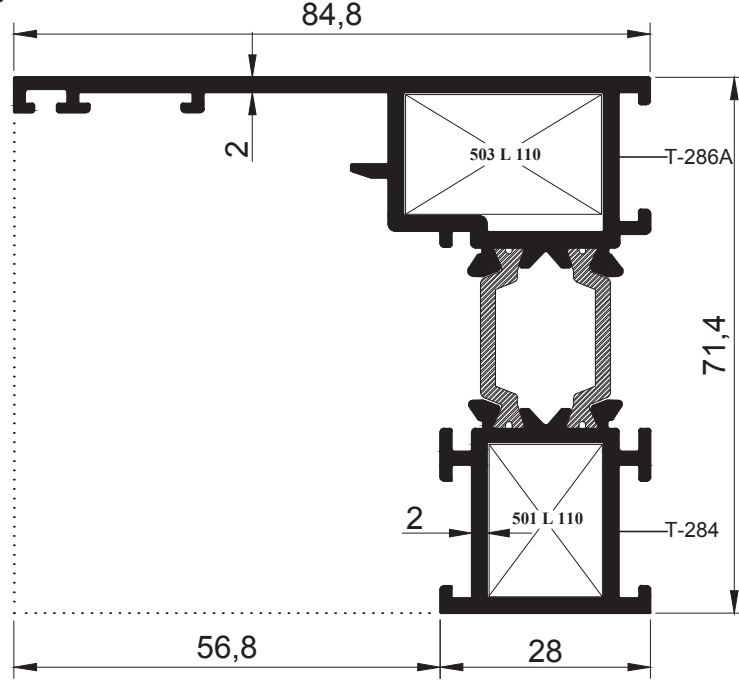


A series of horizontal dotted lines for writing notes.

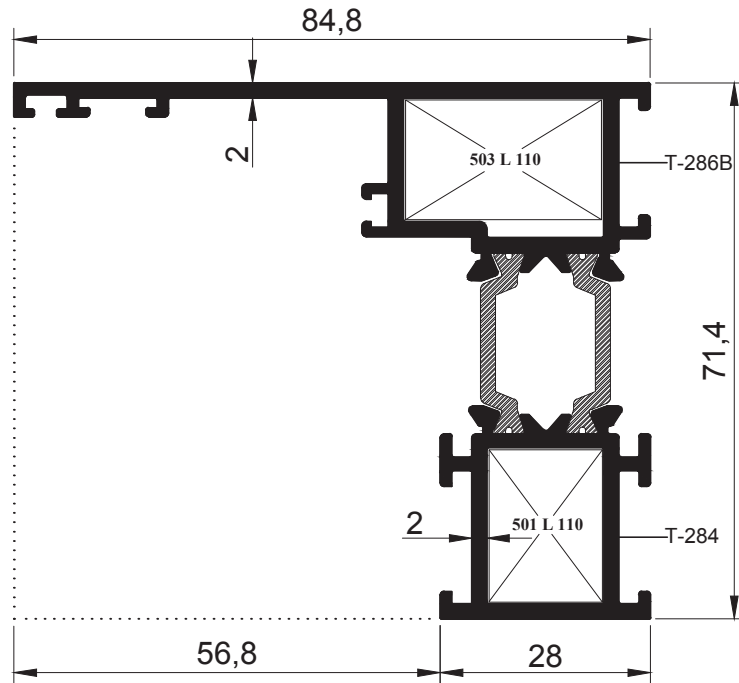


**KASA PROFİLLERİ**

PR. KODU	AĞIRLIK (kg/mt)	Jxx (cm4)	Jyy (cm4)
TW72 J 01	1,850		
TW72 J 02	1,845		



**TW72 J 01**

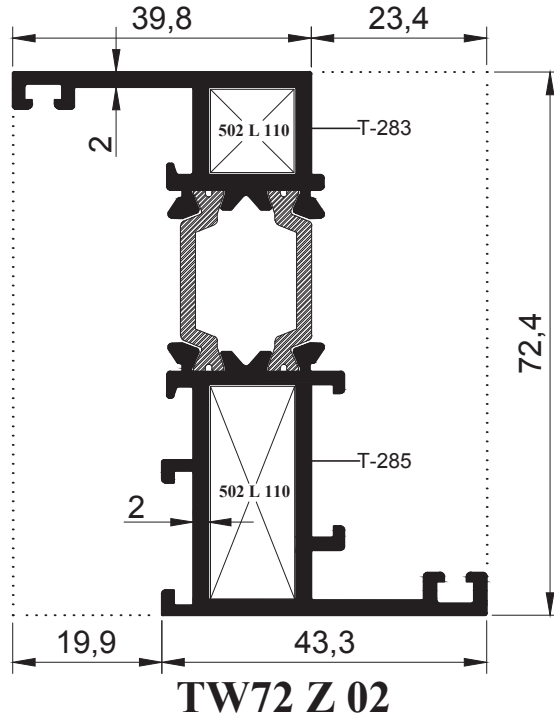
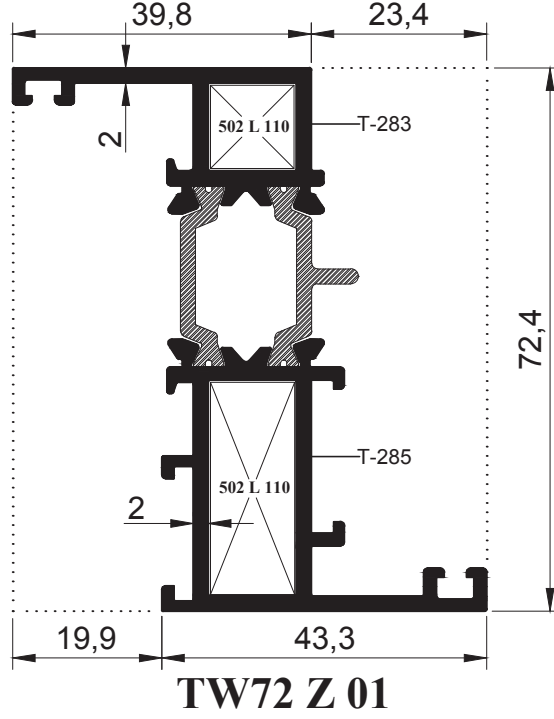


**TW72 J 02**

PROFİL KODU	KÖŞE PR. KODU	KESİM ÖLÇ. mm	AKS. KODU
TW72 J 01	L 503	16,3	503 L 110
	L 501	20,5	501 L 110
TW72 J 02	L 503	16,3	503 L 110
	L 501	20,5	501 L 110

**KANAT PROFİLLERİ**

PR. KODU	AĞIRLIK (kg/mt)	Jxx (cm4)	Jyy (cm4)
TW72 J 01	1,510		
TW72 J 02	1,505		

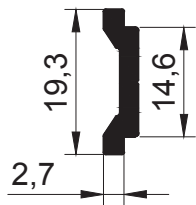
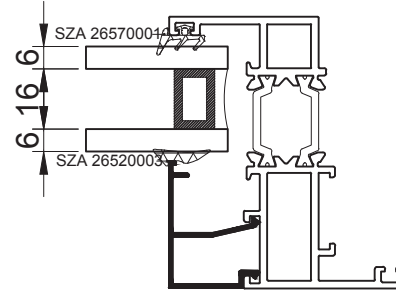
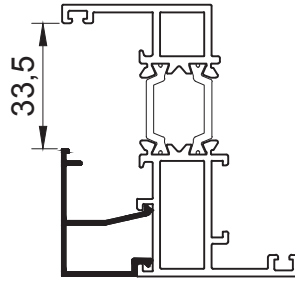
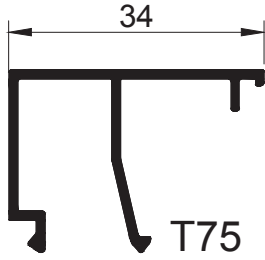
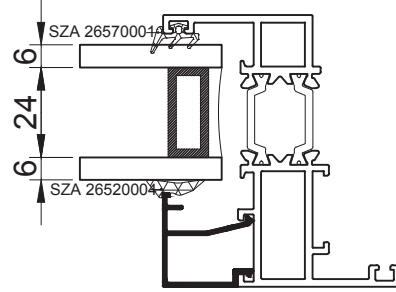
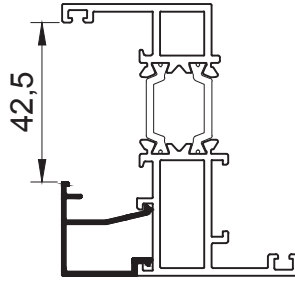
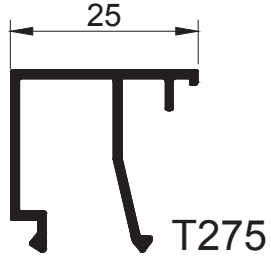


PROFİL KODU	KÖŞE PR. KODU	KESİM ÖLÇ. mm	AKS. KODU
<b>TW72 Z 01</b>	L 502	11,5	502 L 110
	L 502	28,5	502 L 111
<b>TW72 Z 02</b>	L 502	11,5	502 L 110
	L 502	28,5	502 L 111

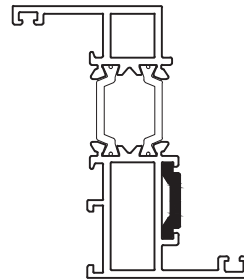
**CAM ÇITA PROFİLLERİ**

PR. KODU AĞIRLIK (kg/mt)

T275	0,268
T75	0,300
T-225	0,164



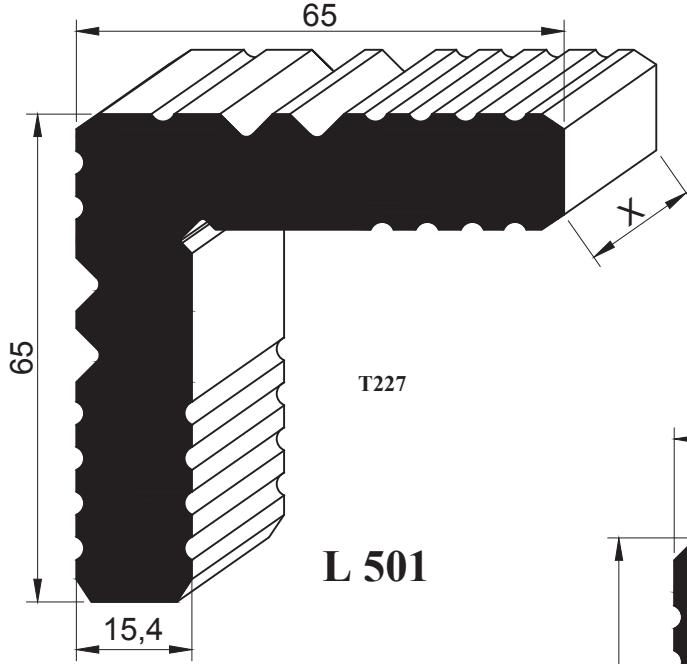
**T-225**



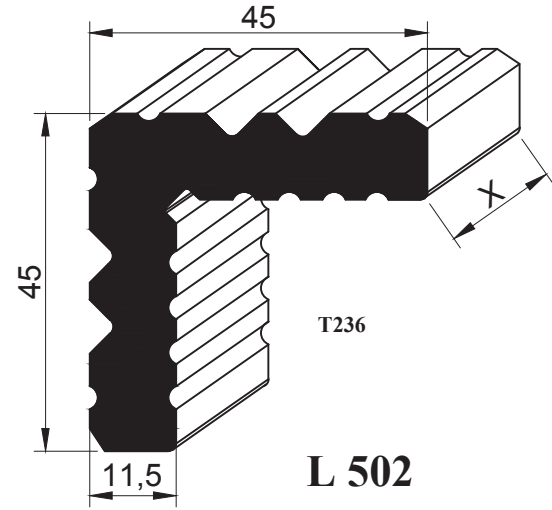
**BAĞLANTI PROFİLLERİ**

PR. KODU AĞIRLIK (kg/mt)

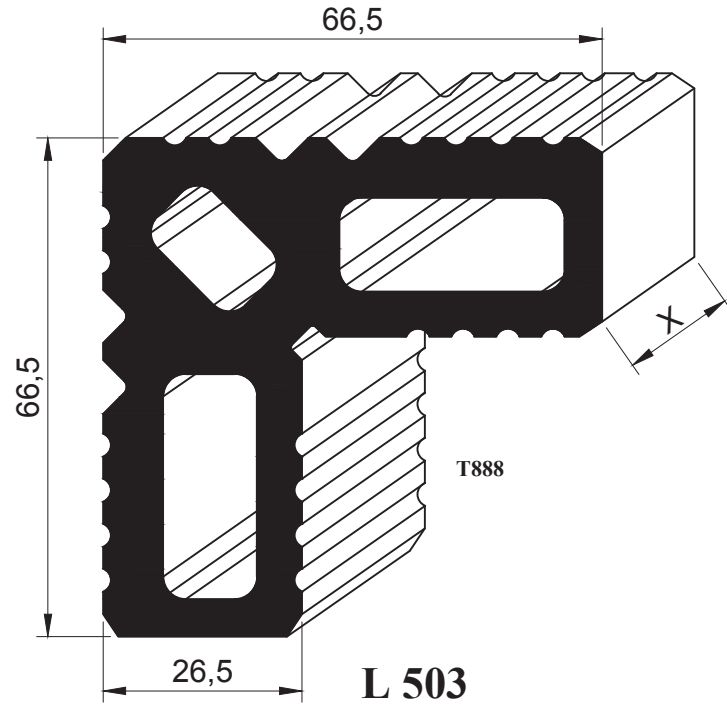
L 501 4.509  
L 502 2.214  
L 503 4.921





**L 501**




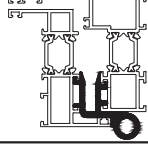

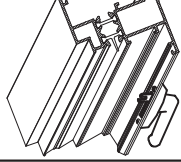

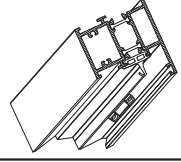

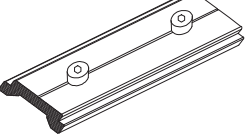
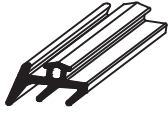
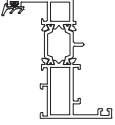
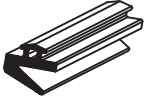
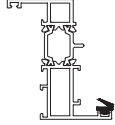

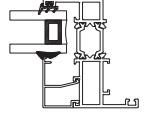

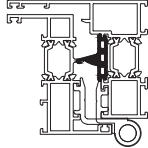

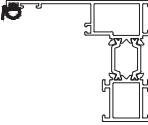

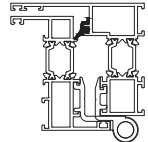
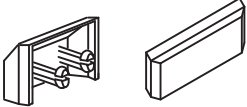
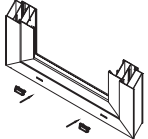
**L 502**



**L 503**

PROFİL KODU	 KÖŞE PR. KODU	KESİM ÖLÇ. mm	 AKS. KODU
<b>TW72 J 01</b>	L 503	16,3	<b>501 L 110</b>
	L 501	20,5	<b>501 L 110</b>
<b>TW72 J 02</b>	L 503	16,3	<b>501 L 110</b>
	L 501	20,5	<b>501 L 110</b>
<b>TW72 Z 01</b>	L 502	11,5	<b>502 L 110</b>
	L 502	28,5	<b>502 L 111</b>
<b>TW72 Z 02</b>	L 502	11,5	<b>502 L 110</b>
	L 502	28,5	<b>502 L 111</b>

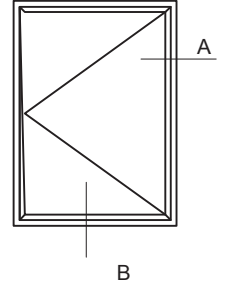
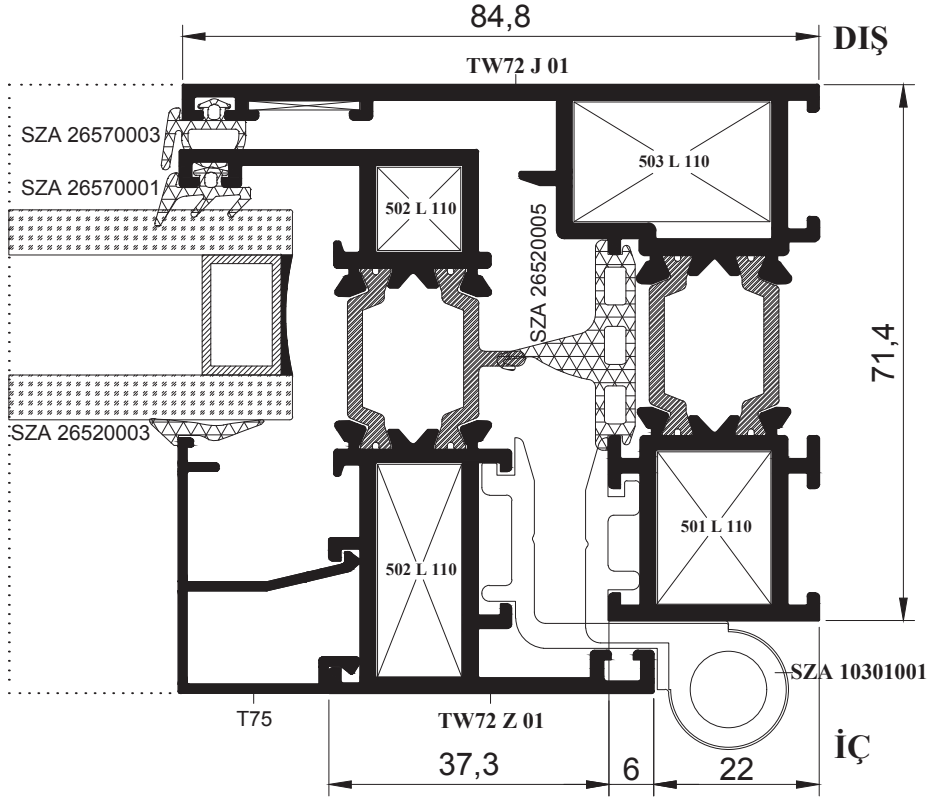
**SİSTEM AKSESUARLARI**

ÇİZİM	KOD	KULANIM YERİ
	<b>SZ Isı menteşe</b> ..... SZA 10301001	
	<b>Eksenel kol</b> ..... SZA 09108001	
	<b>Ayarlı karşılık</b> ..... SZA 52012001	
	<b>Tij pimi</b> ..... SZA 16007010	
	<b>TC-N1 Dış Cam fitili</b> ..... SZA 26570001	
	<b>TC-N2 Kanat fitili</b> ..... SZA 26570002	
	<b>İç Cam fitili</b> ..... SZA 26520001- 1 mm SZA 26520002- 2 mm SZA 26520003- 3 mm SZA 26520004- 4 mm SZA 26520005- 5 mm SZA 26520006- 6 mm	
	<b>TC-N5 Tozluk fitili</b> ..... SZA 26570005	
	<b>TC-N3 Kasa fitili</b> ..... SZA 26570003	
	<b>TC-N11 Tozluk fitili</b> ..... SZA 26570011	
	<b>Tahliye Kapağı</b> ..... SZA 16009001	

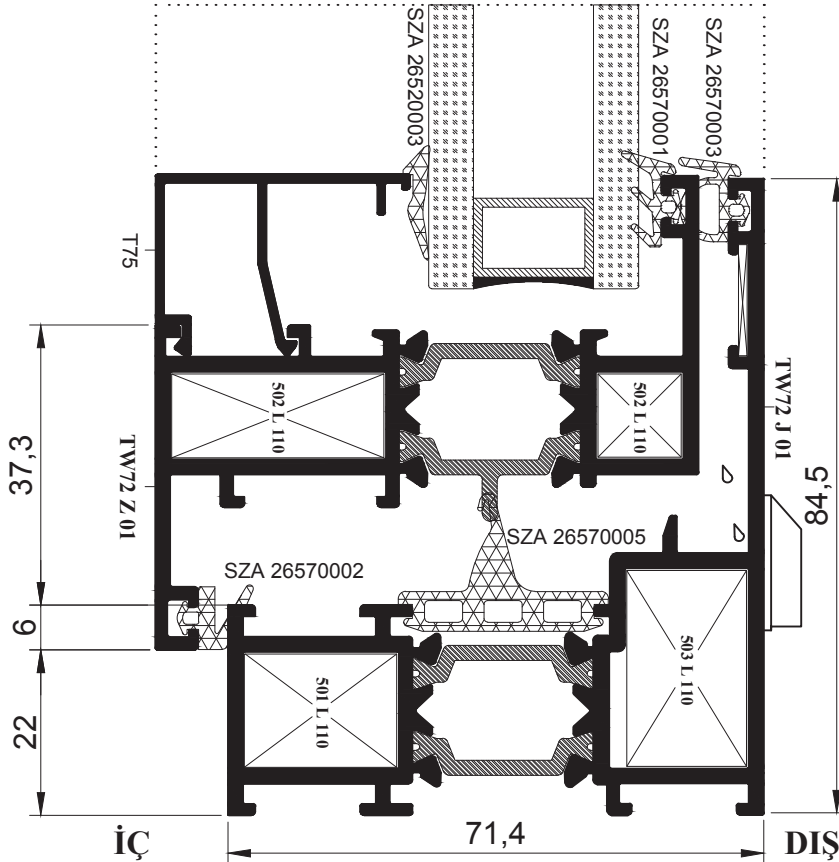


**SİSTEM MONTAJ DETAYLARI**

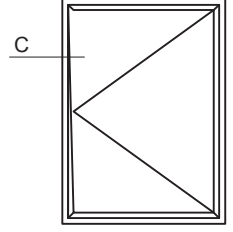
**A - DETAYI**



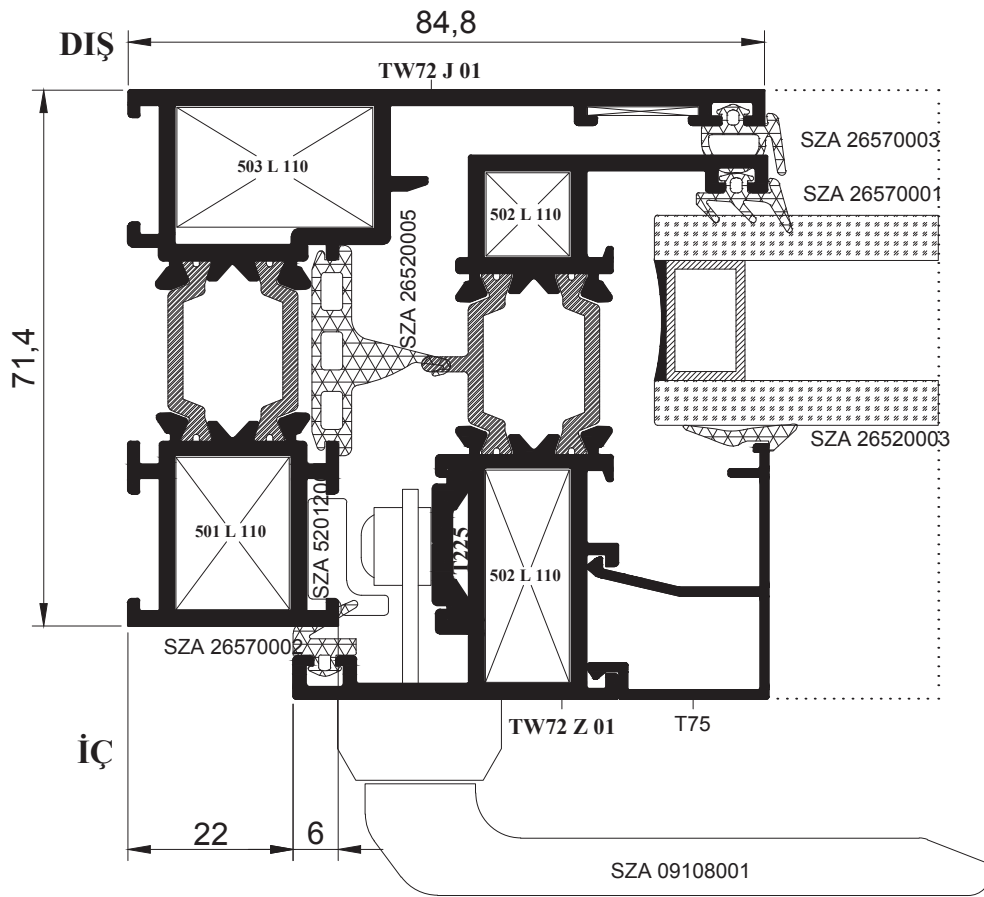
**B - DETAYI**



**SİSTEM MONTAJ DETAYLARI**

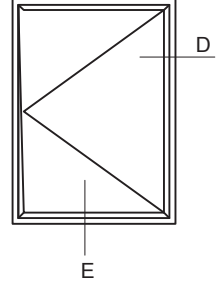
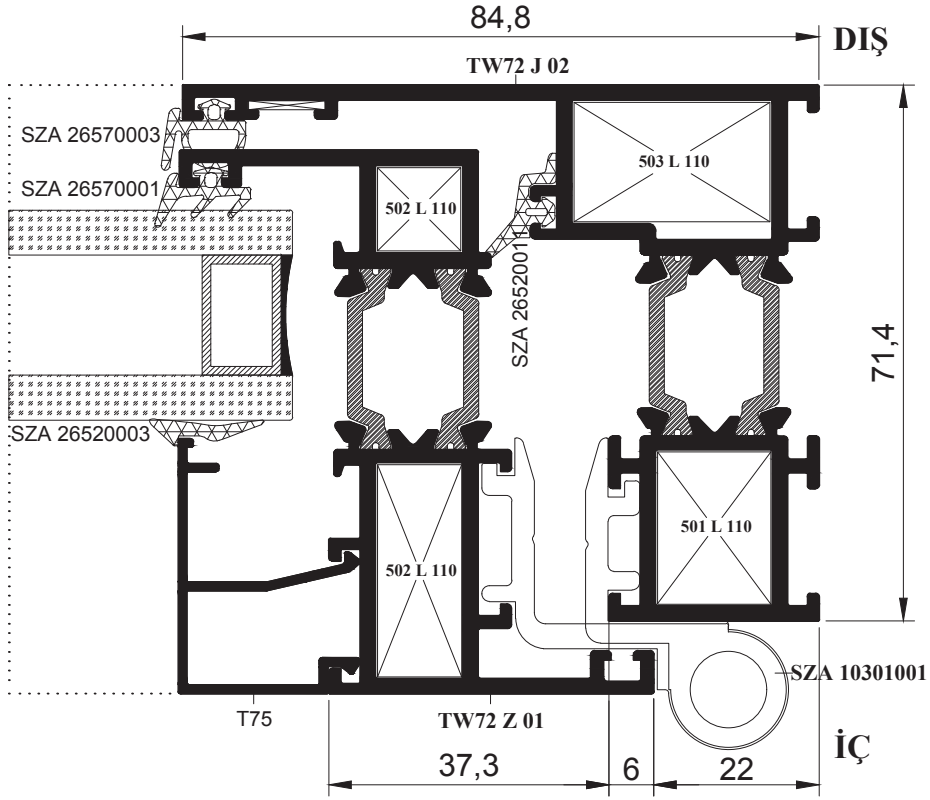


**C - DETAYI**

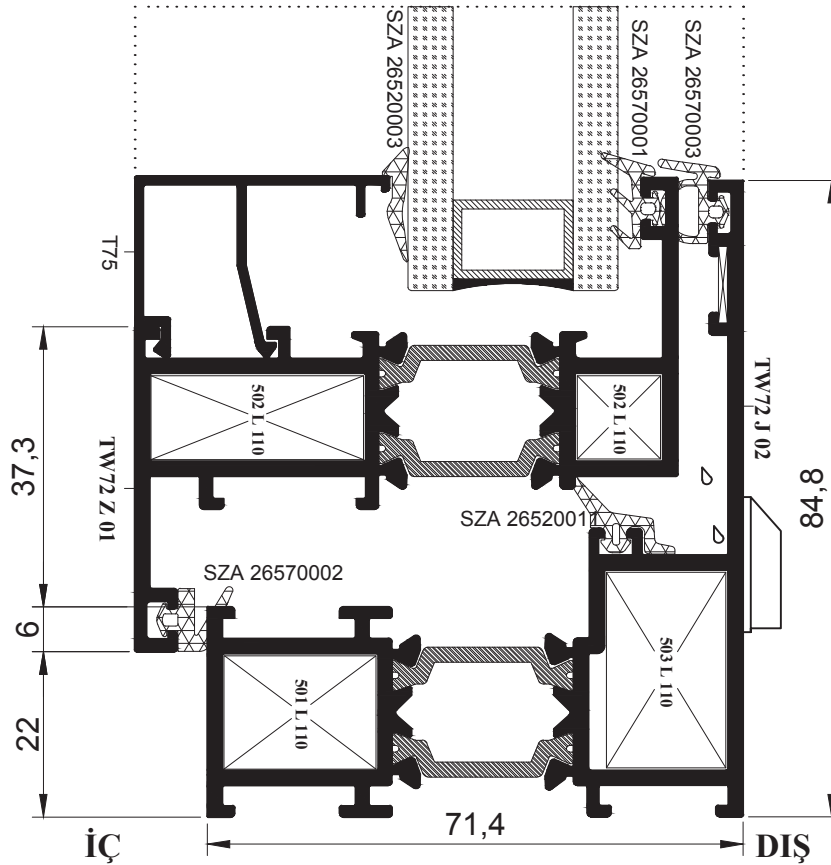


**SİSTEM MONTAJ DETAYLARI**

**D - DETAYI**



**E - DETAYI**



A series of horizontal dotted lines for writing notes.


**Aldoks Fuga Mentese**

Ürün Kodu	Ürün Cinsi	Ürün Adeti
SZ10105001	Eloksal	1 Ad
SZ10105002	Beyaz	1 Ad


**Aldoks Geçme Mentese**

Ürün Kodu	Ürün Cinsi	Ürün Adeti
SZ10102001	Eloksal	1 Ad
SZ10102002	Beyaz	1 Ad
SZ10102003	Pres	1 Ad
SZ10102004	Bronz	1 Ad
SZ10102005	Siyah	1 Ad
SZ10102007	Gri	1 Ad
SZ10102008	Altınmeşe	1 Ad
SZ10102009	Kahverengi	1 Ad
SZ10102099	Renkli	1 Ad


**Aldoks Geçme Mentese Uzun**

Ürün Kodu	Ürün Cinsi	Ürün Adeti
SZ10102201	Eloksal	1 Ad
SZ10102202	Beyaz	1 Ad
SZ10102205	Siyah	1 Ad
SZ10102207	Gri	1 Ad
SZ10102208	Altınmeşe	1 Ad
SZ10102209	Kahverengi	1 Ad


**AldoksSZ Mentese**

Ürün Kodu	Ürün Cinsi	Ürün Adeti
SZ10103001	Eloksal	1 Ad
SZ10103002	Beyaz	1 Ad
SZ10103003	Pres	1 Ad
SZ10103004	Bronz	1 Ad
SZ10103005	Siyah	1 Ad
SZ10103007	Gri	1 Ad
SZ10103008	Altınmeşe	1 Ad
SZ10103009	Kahverengi	1 Ad
SZ10103099	Renkli	1 Ad


**Aldoks SZ Mentese Uzun**

Ürün Kodu	Ürün Cinsi	Ürün Adeti
SZ10103201	Eloksal	1 Ad
SZ10103202	Beyaz	1 Ad
SZ10103209	Kahverengi	1 Ad


**Aldoks Mentese**

Ürün Kodu	Ürün Cinsi	Ürün Adeti
SZ10101001	Eloksal	1 Ad
SZ10101002	Beyaz	1 Ad
SZ10101004	Bronz	1 Ad
SZ10101007	Gri	1 Ad
SZ10101008	Altınmeşe	1 Ad
SZ10101009	Kahverengi	1 Ad
SZ10101099	Renkli	1 Ad


**Aldoks Mentese Uzun**

Ürün Kodu	Ürün Cinsi	Ürün Adeti
SZ10101201	Eloksal	1 Ad


**Aldoks Baba Mentese**

Ürün Kodu	Ürün Cinsi	Ürün Adeti
SZ10104001	Eloksal	1 Ad
SZ10104002	Beyaz	1 Ad
SZ10104003	Pres	1 Ad
SZ10104005	Siyah	1 Ad
SZ10104099	Renkli	1 Ad


**Pim Mentese**

Ürün Kodu	Ürün Cinsi	Ürün Adeti
SZ10000001		1 Ad


**Pivot Mentese**

Ürün Kodu	Ürün Cinsi	Ürün Adeti
SZ10302001	Eloksal	1 Ad


**Çarpma Kapı Mentese**

Ürün Kodu	Ürün Cinsi	Ürün Adeti
SZ10603001	Eloksal 30-lük	1 Ad
SZ10603301	Eloksal 33-lük	1 Ad


**Çarpma Kapı Mentese Beslemesi**

Ürün Kodu	Ürün Cinsi	Ürün Adeti
SZ10601000		1 Ad



**Dilili Kilit**

Ürün Kodu	Ürün Cinsi	Ürün Adeti
SZ20111125	153*25	1 Ad



**Makaralı Kilit**

Ürün Kodu	Ürün Cinsi	Ürün Adeti
SZ20112125	155*25	1 Ad



**Aldoks Kilit Karşılık**

Ürün Kodu	Ürün Cinsi	Ürün Adeti
SZ12101001	Eloksal	1 Ad
SZ12101002	Beyaz	1 Ad
SZ12101003	Pres	1 Ad
SZ12101004	Bronz	1 Ad
SZ12101005	Siyah	1 Ad
SZ12101007	Gri	1 Ad



**Aldoks Kilit Karşılık**

Ürün Kodu	Ürün Cinsi	Ürün Adeti
SZ12101008	Altınmeşe	1 Ad
SZ12101009	Kahverengi	1 Ad
SZ12101099	Renkli	1 Ad



**Aldoks Çıt Çıt**

Ürün Kodu	Ürün Cinsi	Ürün Adeti
SZ16005001	Eloksal	1 Ad
SZ16005002	Beyaz	1 Ad
SZ16005003	Pres	1 Ad
SZ16005004	Bronz	1 Ad
SZ16005005	Siyah	1 Ad
SZ16005006	Gri	1 Ad
SZ16005007	Altınmeşe	1 Ad



**Aldoks Çıt Çıt**

Ürün Kodu	Ürün Cinsi	Ürün Adeti
SZ16005010	Kahverengi	1 Ad
SZ16005099	Renkli	1 Ad



**Aldoks Tij Pimi**

Ürün Kodu	Ürün Cinsi	Ürün Adeti
SZ16007001		100 Ad



**Aldoks Hazır Tij**

Ürün Kodu	Ürün Cinsi	Ürün Adeti
SZ16006001	Eloksal	1 Ad
SZ16006002	Beyaz	1 Ad
SZ16006004	Bronz	1 Ad
SZ16006099	Renkli	1 Ad



**İspanyolet Karşılık**

Ürün Kodu	Ürün Cinsi	Ürün Adeti
SZ52011001	Plastik	100 Ad
SZ52011002	Ayarlı	100 Ad



**Vasistas Makası**

Ürün Kodu	Ürün Cinsi	Ürün Adeti
SZ58111301	Eloksal-13 lük	1 Ad
SZ58111302	Beyaz-13 lük	1 Ad
SZ58111303	Pres-13 lük	1 Ad
SZ58111304	Bronz-13 lük	1 Ad
SZ58111305	Siyah-13 lük	1 Ad
SZ58111306	Kahverengi-13	1 Ad
SZ58111307	Renkli-13 lük	1 Ad



**Vasistas Makası**

Ürün Kodu	Ürün Cinsi	Ürün Adeti
SZ58111600	Eloksal-16 lik	1 Ad
SZ58111601	Eloksal-22 lik	1 Ad
SZ58111602	Bronz- 22 lik	1 Ad
SZ58111603	Kahverengi-22	1 Ad
SZ58111604	Renkli-22 lik	1 Ad



**Vasistas Ayarlı Makas**

Ürün Kodu	Ürün Cinsi	Ürün Adeti
SZ58110000	Eloksal	1 Ad



Fişek Sürgü		
Ürün Kodu	Ürün Cinsi	Ürün Adeti
SZ14201001	Mat Eloksal	1 Ad
SZ14201002	Beyaz	1 Ad
SZ14201003	Pres	1 Ad
SZ14201005	Siyah	1 Ad
SZ14201007	Gri	1 Ad
SZ14201008	Altınmeşe	1 Ad
SZ14201099	Renkli	1 Ad



Gomme Sürgü		
Ürün Kodu	Ürün Cinsi	Ürün Adeti
SZ14301001	Eloksal	1 Ad
SZ14301002	Beyaz	1 Ad
SZ14301003	Pres	1 Ad
SZ14301007	Gri	1 Ad
SZ14301099	Renkli	1 Ad



Geniş U Bağlantı		
Ürün Kodu	Ürün Cinsi	Ürün Adeti
SZ16004002	Galvaniz	100 Ad



Dar U Bağlantı		
Ürün Kodu	Ürün Cinsi	Ürün Adeti
SZ16004001	Galvaniz	150 Ad



Cam Takozu		
Ürün Kodu	Ürün Cinsi	Ürün Adeti
SZ16008001	Kalın	1000 Ad
SZ16008002	İnce	1000 Ad



Ayarlı Cam Takozu		
Ürün Kodu	Ürün Cinsi	Ürün Adeti
SZ16008018	18 mm	50 Ad
SZ16008024	24 mm	50 Ad



Kapı Altı Fırçası		
Ürün Kodu	Ürün Cinsi	Ürün Adeti
SZ16002001	100 cm	1 Ad



Gama Fıtil		
Ürün Kodu	Ürün Cinsi	Ürün Adeti
SZ26520001	1mm	50 Mt
SZ26520002	2mm	50 Mt
SZ26520003	3mm	51 Mt
SZ26520004	4mm	52 Mt
SZ26520005	5mm	53 Mt
SZ26520006	6mm	54 Mt



Aldoks Fıtil		
Ürün Kodu	Ürün Cinsi	Ürün Adeti
SZ26570001	TC-N1	320 Mt



Aldoks Fıtil		
Ürün Kodu	Ürün Cinsi	Ürün Adeti
SZ26070142	SI-4.2	100 mt



Aldoks Fıtil		
Ürün Kodu	Ürün Cinsi	Ürün Adeti
SZ26020002		100 mt



Hortum Fıtil		
Ürün Kodu	Ürün Cinsi	Ürün Adeti
SZ26530003	3mm	100 mt
SZ26530004	4mm	100 mt
SZ26530006	6mm	100 mt



Luks İspanyolet Kol		
Ürün Kodu	Ürün Cinsi	Ürün Adeti
SZ09107201	Eloksal	1 Ad
SZ09107202	Beyaz	1 Ad
SZ09107207	Gri	1 Ad
SZ09107209	Kahverengi	1 Ad



Luks Eksenel Kol		
Ürün Kodu	Ürün Cinsi	Ürün Adeti
SZ09108101	Eloksal	1 Ad
SZ09108102	Beyaz	1 Ad
SZ09108105	Siyah	1 Ad



Gizli Kanat Pencere Kolu		
Ürün Kodu	Ürün Cinsi	Ürün Adeti
SZ09112001	Eloksal	1 Ad
SZ09112002	Beyaz	1 Ad
SZ09112004	Bronz	1 Ad
SZ09112005	Siyah	1 Ad
SZ09112007	Gri	1 Ad
SZ09112099	Renkli	1 Ad



İspanyolet Kol		
Ürün Kodu	Ürün Cinsi	Ürün Adeti
SZ09107101	Eloksal	1 Ad
SZ09107102	Beyaz	1 Ad
SZ09107103	Pres	1 Ad
SZ09107104	Bronz	1 Ad
SZ09107105	Siyah	1 Ad
SZ09107108	Altınmeşe	1 Ad
SZ09107109	Kahverengi	1 Ad
SZ09107199	Renkli	1 Ad



Eksenel Kol		
Ürün Kodu	Ürün Cinsi	Ürün Adeti
SZ09108001	Eloksal	1 Ad
SZ09108002	Beyaz	1 Ad
SZ09108003	Pres	1 Ad
SZ09108005	Siyah	1 Ad
SZ09108006	Krem	1 Ad
SZ09108007	Gri	1 Ad
SZ09108008	Altınmeşe	1 Ad
SZ09108099	Renkli	1 Ad



Sosis Kol Parmak İzli		
Ürün Kodu	Ürün Cinsi	Ürün Adeti
SZ09109701	Eloksal	1 Ad
SZ09109702	Beyaz	1 Ad
SZ09109801	Eloksal Lüks	1 Ad
SZ09109803	Pres Lüks	1 Ad
SZ09109805	Siyah Lüks	1 Ad
SZ09109807	Gri Lüks	1 Ad
SZ09109899	Renkli Lüks	1 Ad



Yaylı Rozetli Sosis Kol		
Ürün Kodu	Ürün Cinsi	Ürün Adeti
SZ09109601	Eloksal	1 Ad
SZ09109602	Beyaz	1 Ad
SZ09109603	Pres	1 Ad
SZ09109604	Bronz	1 Ad
SZ09109605	Siyah	1 Ad
SZ09109606	Krem	1 Ad
SZ09109607	Gri	1 Ad
SZ09109608	Altınmeşe	1 Ad
SZ09109609	Kahverengi	1 Ad
SZ09109699	Renkli	1 Ad



Rozetli Sosis Kol		
Ürün Kodu	Ürün Cinsi	Ürün Adeti
SZ09109401	Eloksal	1 Ad
SZ09109402	Beyaz	1 Ad
SZ09109403	Pres	1 Ad
SZ09109404	Bronz	1 Ad
SZ09109405	Siyah	1 Ad
SZ09109409	Kahverengi	1 Ad
SZ09109499	Renkli	1 Ad



Sosis Kol Döküm		
Ürün Kodu	Ürün Cinsi	Ürün Adeti
SZ09109001	Bronz	1 Ad
SZ09109002	Siyah	1 Ad
SZ09109003	Altınmeşe	1 Ad
SZ09109004	renkli	1 Ad
SZ09109007	Eloksal	1 Ad
SZ09109009	beyaz	1 Ad
SZ09109099	Pres	1 Ad



Rozetli Sosis Kol Uzun		
Ürün Kodu	Ürün Cinsi	Ürün Adeti
SZ09109501	Eloksal	1 Ad
SZ09109502	Beyaz	1 Ad



Aynalı Sosis Kol		
Ürün Kodu	Ürün Cinsi	Ürün Adeti
SZ09109101	Eloksal	1 Ad
SZ09109102	Beyaz	1 Ad
SZ09109103	Pres	1 Ad
SZ09109107	Gri	1 Ad
SZ09109108	Altınmeşe	1 Ad
SZ09109109	Kahverengi	1 Ad
SZ09109199	Renkli	1 Ad



Yaylı Sosis Kol		
Ürün Kodu	Ürün Cinsi	Ürün Adeti
SZ09109201	Eloksal	1 Ad
SZ09109202	Beyaz	1 Ad
SZ09109204	Bronz	1 Ad
SZ09109207	Gri	1 Ad
SZ09109302	Beyaz Lüks	1 Ad





Sosis Kol Wc		
Ürün Kodu	Ürün Cinsi	Ürün Adeti
SZ09109901	Eloksal	1 Ad



Yarım Ay Kol		
Ürün Kodu	Ürün Cinsi	Ürün Adeti
SZ09110101	Eloksal	1 Ad
SZ09110102	Beyaz	1 Ad
SZ09110103	Pres	1 Ad
SZ09110104	Bronz	1 Ad
SZ09110105	Siyah	1 Ad
SZ09110107	Gri	1 Ad
SZ09110199	Renkli	1 Ad



Çekme Kol Aynalı Kıvrık		
Ürün Kodu	Ürün Cinsi	Ürün Adeti
SZ09111101	Eloksal	1 Ad
SZ09111102	beyaz	1 Ad
SZ09111104	Bronz	1 Ad
SZ09111199	renkli	1 Ad




Çekme Kol Aynalı		
Ürün Kodu	Ürün Cinsi	Ürün Adeti
SZ09111001	Eloksal	1 Ad
SZ09111002	beyaz	1 Ad
SZ09111003	Pres	1 Ad
SZ09111005	Siyah	1 Ad
SZ09111007	Gri	1 Ad
SZ09111008	Altınmeşe	1 Ad
SZ09111099	Renkli	1 Ad
SZ09601002		1 Ad



D kol		
Ürün Kodu	Ürün Cinsi	Ürün Adeti
SZ09103101	Eloksal	1 Ad
SZ09103102	Beyaz	1 Ad
SZ09103103	Pres	1 Ad
SZ09103105	Siyah	1 Ad
SZ09103107	Gri	1 Ad
SZ09103108	Altınmeşe	1 Ad
SZ09103109	Kahverengi	1 Ad
SZ09103199	Renkli	1 Ad



Kare Kol		
Ürün Kodu	Ürün Cinsi	Ürün Adeti
SZ09104101	Eloksal	1 Ad
SZ09104102	Beyaz	1 Ad
SZ09104103	Pres	1 Ad
SZ09104199	Renkli	1 Ad



Panik Bar Kol Anahtarlı		
Ürün Kodu	Ürün Cinsi	Ürün Adeti
SZ09910101	Kale Barelli - KD 040/30- 250	1 Ad
SZ09920102	Briton Yan Kilitlemeli- T378M.R.SE	1 Ad



Panik Bar Kol		
Ürün Kodu	Ürün Cinsi	Ürün Adeti
SZ09910102	Kale Yerli- KD 040/30- 280	1 Ad
SZ09920201	Briton- T1413,LE.SE	1 Ad



Panik Bar Kol		
Ürün Kodu	Ürün Cinsi	Ürün Adeti
SZ09920101	Briton Çift Kanat - T377M.R.SE	1 Ad
SZ09930201	Otek- Eloksal	1 Ad




Akbank Kol Aparatı Düz		
Ürün Kodu	Ürün Cinsi	Ürün Adeti
SZ09311001	Eloksal	1 Ad
SZ09311002	Beyaz	1 Ad
SZ09311003	Pres	1 Ad
SZ09311004	Bronz	1 Ad
SZ09311005	Siyah	1 Ad
SZ09311006	Krem	1 Ad
SZ09311007	Gri	1 Ad
SZ09311099	Renkli	1 Ad



Akbank Kol Aparatı Oval		
Ürün Kodu	Ürün Cinsi	Ürün Adeti
SZ09311501	Eloksal	1 Ad
SZ09311502	Beyaz	1 Ad
SZ09311503	Pres	1 Ad
SZ09311504	Bronz	1 Ad
SZ09311505	Siyah	1 Ad
SZ09311506	Krem	1 Ad
SZ09311507	Gri	1 Ad
SZ09311508	Altınmeşe	1 Ad
SZ09311599	Renki	1 Ad



Akbank Kol Borusu 230 Cm		
Ürün Kodu	Ürün Cinsi	Ürün Adeti
SZ09312301	Eloksal	1 Ad
SZ09312302	Beyaz	1 Ad
SZ09312303	Pres	1 Ad
SZ09312304	Bronz	1 Ad
SZ09312305	Siyah	1 Ad
SZ09312307	Gri	1 Ad
SZ09312308	Altınmeşe	1 Ad
SZ09312399	Renkli	1 Ad



Kıvrık Kol			
Ürün Kodu	Ürün Cinsi	Ürün Rengi	Ürün Adeti
SZ09500101	100 lük	Eloksal	1 Ad
SZ09500102	100 lük	Beyaz	1 Ad
SZ09500104	100 lük	Bronz	1 Ad
SZ09500201	200 lük	Eloksal	1 Ad
SZ09500202	200 lük	Beyaz	1 Ad
SZ09500203	200 lük	Pres	1 Ad
SZ09500204	200 lük	Bronz	1 Ad
SZ09500205	200 lük	Siyah	1 Ad
SZ09500207	200 lük	Gri	1 Ad
SZ09500209	200 lük	Kahverengi	1 Ad
SZ09500301	300 lük	Eloksal	1 Ad
SZ09500302	300 lük	Beyaz	1 Ad
SZ09500304	300 lük	Bronz	1 Ad
SZ09500305	300 lük	Siyah	1 Ad
SZ09500307	300 lük	Gri	1 Ad
SZ09500308	300 lük	Altınmeşe	1 Ad
SZ09500401	400 lük	Eloksal	1 Ad
SZ09500402	400 lük	Beyaz	1 Ad
SZ09500404	400 lük	Bronz	1 Ad
SZ09500405	400 lük	Siyah	1 Ad
SZ09500406	400 lük	Krem	1 Ad
SZ09500407	400 lük	Gri	1 Ad
SZ09500408	400 lük	Altınmeşe	1 Ad
SZ09500501	500 lük	Eloksal	1 Ad
SZ09500502	500 lük	Beyaz	1 Ad
SZ09500505	500 lük	Siyah	1 Ad
SZ09500507	500 lük	Gri	1 Ad
SZ09500601	600 lük	Eloksal	1 Ad
SZ09500602	600 lük	Beyaz	1 Ad
SZ09500607	600 lük	Gri	1 Ad
SZ09500699	600 lük	Renkli	1 Ad
SZ09500701	700 lük	Eloksal	1 Ad
SZ09500806	800 lük	Krem	1 Ad
SZ09500807	800 lük	Gri	1 Ad



Yay Kol			
Ürün Kodu	Ürün Cinsi	Ürün Rengi	Ürün Adeti
SZ09800301	300 lük	Eloksal	1 Ad
SZ09800401	400 lük	Eloksal	1 Ad
SZ09800402	400 lük	Beyaz	1 Ad
SZ09800404	400 lük	Bronz	1 Ad
SZ09800405	400 lük	Siyah	1 Ad
SZ09800408	400 lük	Altınmeşe	1 Ad
SZ09800499	400 lük	Renkli	1 Ad
SZ09800501	500 lük	Eloksal	1 Ad
SZ09800502	500 lük	Beyaz	1 Ad
SZ09800503	500 lük	Pres	1 Ad
SZ09800504	500 lük	Bronz	1 Ad
SZ09800505	500 lük	Siyah	1 Ad
SZ09800507	500 lük	Gri	1 Ad
SZ09800508	500 lük	Altınmeşe	1 Ad
SZ09800509	500 lük	Kahverengi	1 Ad
SZ09800599	500 lük	Renkli	1 Ad
SZ09800601	600 lük	Eloksal	1 Ad
SZ09800602	600 lük	Beyaz	1 Ad
SZ09800604	600 lük	Bronz	1 Ad
SZ09800605	600 lük	Siyah	1 Ad
SZ09800606	600 lük	krem	1 Ad
SZ09800607	600 lük	Gri	1 Ad
SZ09800608	600 lük	Altınmeşe	1 Ad
SZ09800609	600 lük	Kahverengi	1 Ad
SZ09800699	600 lük	Renkli	1 Ad
SZ09800701	700 lük	Eloksal	1 Ad
SZ09800702	700 lük	Beyaz	1 Ad
SZ09800707	700 lük	Gri	1 Ad
SZ09800804	800 lük	Bronz	1 Ad




S Kol			
Ürün Kodu	Ürün Cinsi	Ürün Rengi	Ürün Adeti
SZ09600701	700 lük	Eloksal	1 Ad
SZ09600702	700 lük	Beyaz	1 Ad
SZ09600801	800 lük	Eloksal	1 Ad
SZ09601002	1000 lük	Beyaz	1 Ad




Baston Kol			
Ürün Kodu	Ürün Cinsi	Ürün Rengi	Ürün Adeti
SZ09350902	900 lük	Beyaz	1 Ad
SZ09351001	1000 lük	Eloksal	1 Ad
SZ09351002	1000 lük	Beyaz	1 Ad
SZ09351201	1200 lük	Eloksal	1 Ad
SZ09351202	1200 lük	Beyaz	1 Ad



H Kol Pleksi			
Ürün Kodu	Ürün Cinsi	Ürün Rengi	Ürün Adeti
SZ09420104	104 Burgulu		1 Ad
SZ09420105	105 Noktalı		1 Ad
SZ09420106	106 Siyah		1 Ad



H Kol Paslanmaz			
Ürün Kodu	Ürün Cinsi	Ürün Rengi	Ürün Adeti
SZ09430100	KD-070/40-100		1 Ad
SZ09430101	Ayarlı		1 Ad
SZ09430102	H 102S Model		1 Ad
SZ09430110	110 Banyo		1 Ad



H Kol			
Ürün Kodu	Ürün Cinsi	Ürün Rengi	Ürün Adeti
SZ09400201	200 lük	Eloksal	1 Ad
SZ09400301	300 lük	Eloksal	1 Ad
SZ09400401	400 lük	Eloksal	1 Ad
SZ09400402	400 lük	Beyaz	1 Ad
SZ09400405	400 lük	Siyah	1 Ad
SZ09400406	400 lük	Krem	1 Ad
SZ09400407	400 lük	Gri	1 Ad
SZ09400408	400 lük	Altınmeşe	1 Ad
SZ09400501	500 lük	Eloksal	1 Ad
SZ09400502	500 lük	Beyaz	1 Ad
SZ09400505	500 lük	Siyah	1 Ad
SZ09400507	500 lük	Gri	1 Ad
SZ09400601	600 lük	Eloksal	1 Ad
SZ09400602	600 lük	Beyaz	1 Ad
SZ09400604	600 lük	Bronz	1 Ad
SZ09400605	600 lük	Siyah	1 Ad
SZ09400607	600 lük	Gri	1 Ad
SZ09400608	600 lük	Altınmeşe	1 Ad
SZ09400699	600 lük	Renkli	1 Ad
SZ09400701	700 lük	Eloksal	1 Ad
SZ09400801	800 lük	Eloksal	1 Ad
SZ09400803	800 lük	Pres	1 Ad
SZ09400807	800 lük	Gri	1 Ad
SZ09400901	900 lük	Eloksal	1 Ad
SZ09400907	900 lük	Gri	1 Ad
SZ09401001	1000 lük	Eloksal	1 Ad
SZ09401207	1200 lük	Gri	1 Ad



Köşeli H Kol			
Ürün Kodu	Ürün Cinsi	Ürün Rengi	Ürün Adeti
SZ09410401	400 lük	Eloksal	1 Ad
SZ09410402	400 lük	Beyaz	1 Ad
SZ09410404	400 lük	Bronz	1 Ad
SZ09410405	400 lük	Siyah	1 Ad
SZ09410406	400 lük	Krem	1 Ad
SZ09410407	400 lük	Gri	1 Ad
SZ09410408	400 lük	Altınmeşe	1 Ad
SZ09410409	400 lük	Kahverengi	1 Ad
SZ09410501	500 lük	Eloksal	1 Ad
SZ09410601	600 lük	Eloksal	1 Ad
SZ09410602	600 lük	Beyaz	1 Ad
SZ09410605	600 lük	Siyah	1 Ad
SZ09410606	600 lük	Krem	1 Ad
SZ09410607	600 lük	Gri	1 Ad
SZ09410699	600 lük	Renkli	1 Ad
SZ09410701	700 lük	Eloksal	1 Ad
SZ09410801	800 lük	Eloksal	1 Ad
SZ09410805	800 lük	Siyah	1 Ad
SZ09410807	800 lük	Gri	1 Ad
SZ09410901	900 lük	Eloksal	1 Ad
SZ09410907	900 lük	Gri	1 Ad
SZ09410999	900 lük	Renkli	1 Ad
SZ09411001	1000 lük	Eloksal	1 Ad



U Çekme Kol			
Ürün Kodu	Ürün Cinsi	Ürün Rengi	Ürün Adeti
SZ09700101	100 lük	Eloksal	1 Ad
SZ09700102	100 lük	Beyaz	1 Ad
SZ09700201	200 lük	Eloksal	1 Ad
SZ09700202	200 lük	Beyaz	1 Ad
SZ09700205	200 lük	Siyah	1 Ad
SZ09700208	200 lük	Altınmeşe	1 Ad
SZ09700301	300 lük	Eloksal	1 Ad
SZ09700401	400 lük	Eloksal	1 Ad
SZ09700401	400 lük	Eloksal	1 Ad
SZ09700601	600 lük	Eloksal	1 Ad
SZ09700801	800 lük	Eloksal	1 Ad
SZ09700807	800 lük	Gri	1 Ad
SZ09700902	900 lük	Beyaz	1 Ad
SZ09701001	1000 lük	Eloksal	1 Ad



Bant Kol			
Ürün Kodu	Ürün Cinsi	Ürün Rengi	Ürün Adeti
SZ09320901	900 lük	Eloksal	1 Ad
SZ09320902	900 lük	Beyaz	1 Ad
SZ09320903	900 lük	Pres	1 Ad
SZ09320905	900 lük	Siyah	1 Ad
SZ09321001	1000 lük	Eloksal	1 Ad
SZ09321002	1000 lük	Beyaz	1 Ad
SZ09321003	1000 lük	Pres	1 Ad
SZ09321007	1000 lük	Gri	1 Ad
SZ09321008	1000 lük	Altınmeşe	1 Ad
SZ09321099	1000 lük	Renkli	1 Ad
SZ09321201	1200 lük	Eloksal	1 Ad
SZ09321202	1200 lük	Beyaz	1 Ad
SZ09321299	1200 lük	Renkli	1 Ad
SZ09331000	1000 lük	Mavi Pleksi	1 Ad

A series of horizontal dotted lines for writing notes.

A series of horizontal dotted lines for writing notes.

Dotted lines for writing notes.

A series of horizontal dotted lines for writing notes.

